

The background of the entire page is a dark charcoal grey. It is covered with a repeating pattern of stylized elephant heads. These heads are created using white and light grey geometric lines. The lines form the outlines of the heads, ears, and tusks. Some heads have small circles for eyes. The pattern is dense and covers the entire surface, with some heads appearing more prominent than others due to their position and the use of different line weights.

2D Form Exploration

A book on exploration of Icons, Index
and Symbols of **ELEPHANT**

Abhijath Ajay
2018-2020



2D Form Exploration

2020
Design Exploration Seminar

By
Abhijath Ajay

Guide
Prof. Prasad Bokil

Communication Design
IDC School of Design

Introduction

This book is a collection of explorations into three categories of sign: Icon, Index and Symbol to represent Elephant.

The elephant was always a part of Indian culture and traditions and well known for its intelligence, grace, and nobility. They are featured in various religious and cultural realms as in Hinduism, worshipping the elephant-headed deity of wealth and prosperity Lord Ganesha. A vehicle for kings and gods, the magnificent Asian elephant are also considered sacred and spiritual.

Final outcomes are representing the Elephant using minimal elements and strokes effectively by understanding its anatomy, cultural, mythological and historical significance.

Methodology and process


THE RESEARCH

We tried to understand the element and collected the meaning it involved in various cultures, through which we received various keywords related to the object.



THE FORM STUDY

Observed the anatomy the detail attributes of the Elephant like the physical form, head and tusks, trunk, ears (which are the main feature) and its movements.



THE REFINING

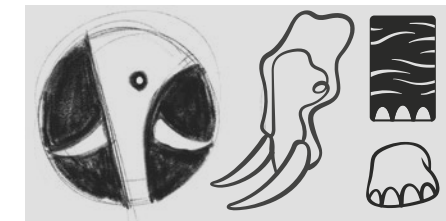
We simplified the form study sketches into monoline, minimal variation, explored it into geometrical shapes, background foreground and thick-thin lines.



Introduction

THE CONCEPT

Further moved on to a particular feature of the element (head, trunk and tusk, leg etc.) and iterated some more versions by using its parts to represent the whole.



THE ABSTRACT FORM

In the last step, we choose a few abstract words from the keywords and created a mood board to decipher the exact meaning and the look, and then created symbol which articulates the abstractness. Further, we categorized all these processes into three categories of signs ICON, INDEX, SYMBOL.



Categorization

The explorations were done majorly into three categories of sign: Icon, Index and Symbol.

ICON

An icon is meant as a direct imitation of the object or concept. Icons bear a physical resemblance to what's being represented. Consider a man and a woman represented as an icon. The below image is the icon for the same with its physical resemblance.




INDEX

An index is a sign that shows evidence of the concept or object being represented. It do not mean the object or concept directly. It resembles something that implies the object. These are the indexical representation of the same example man and woman.



SYMBOL

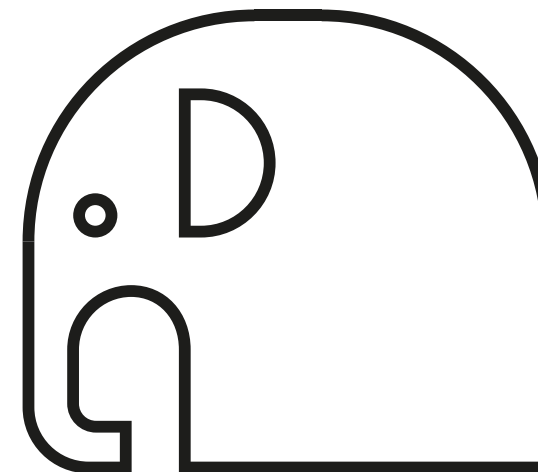
Symbols are at the opposite end from icons. Elements are represented in an abstract form and its meaning usually becomes associated with the concept it represents over time. The below images are the symbols that represent a man and a woman.

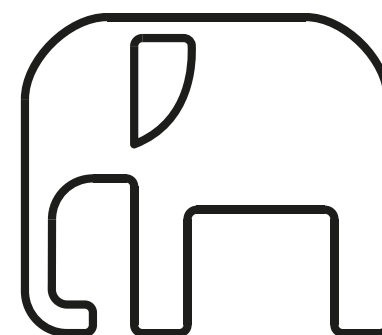
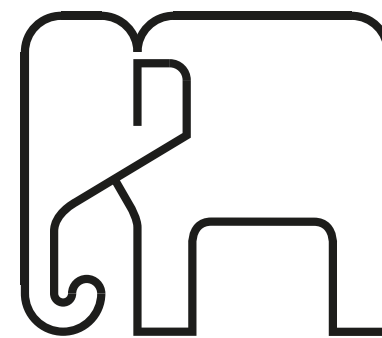

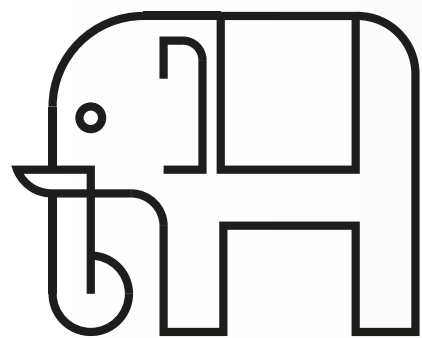


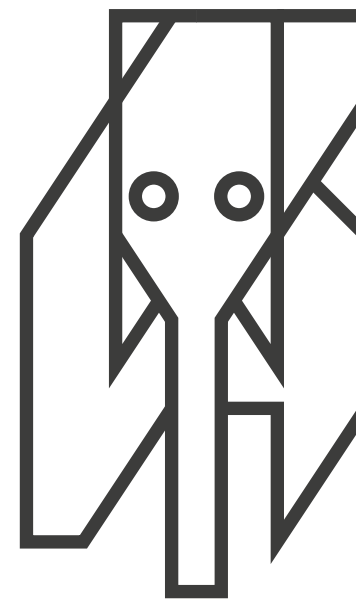

Icon



An icon is meant as a direct imitation of the object or concept. Icons bear a physical resemblance to what's being represented.

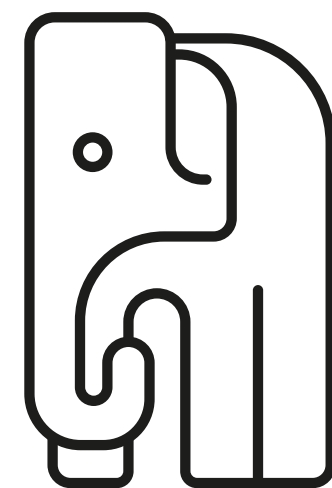
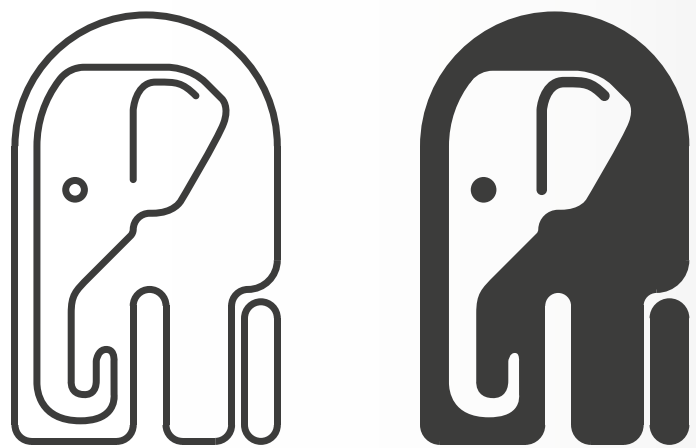
Explorations include the full form with various strokes, gestures, and some by fitting them into shapes like square, triangle, circle, etc.

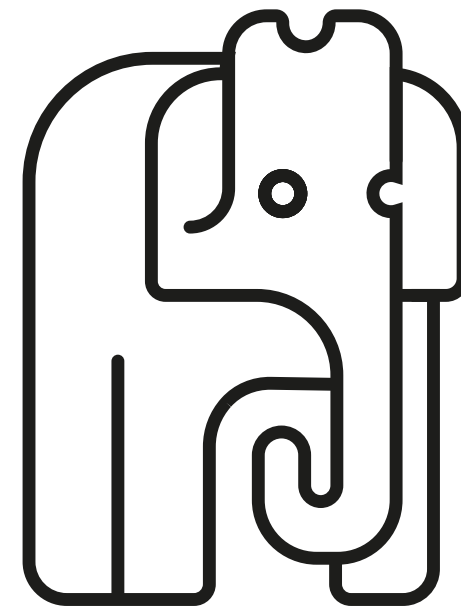
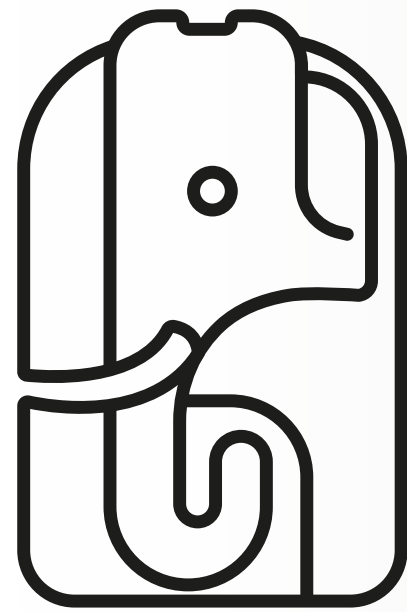


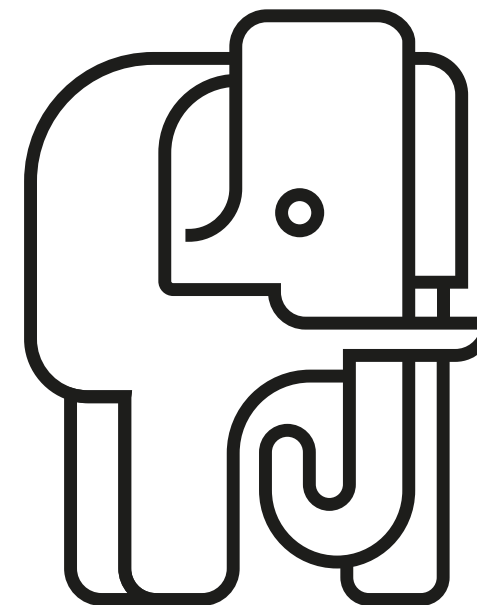
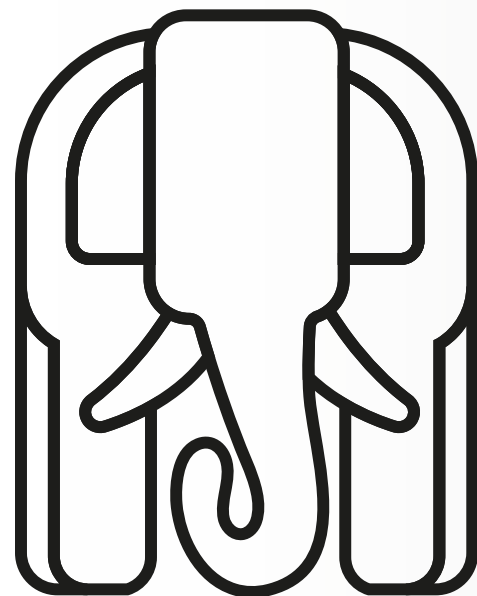



























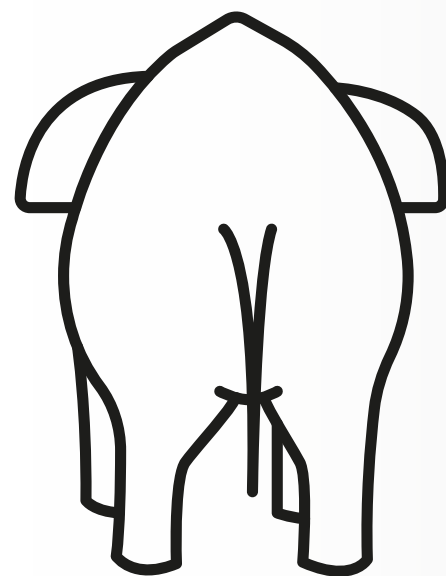











































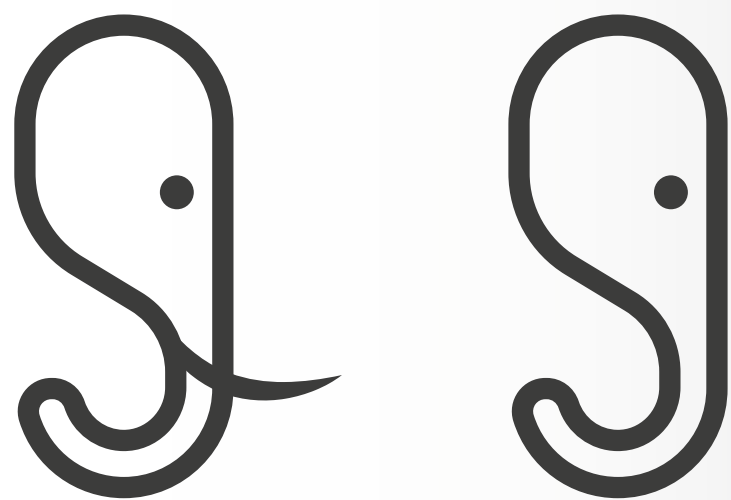


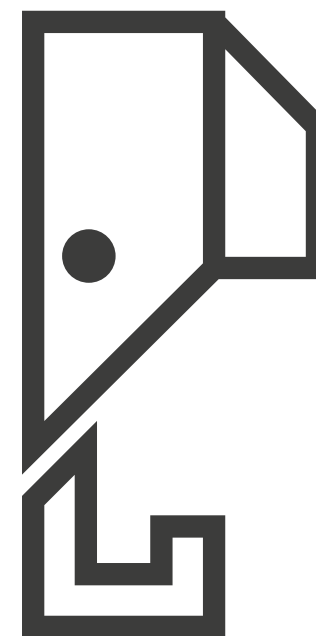
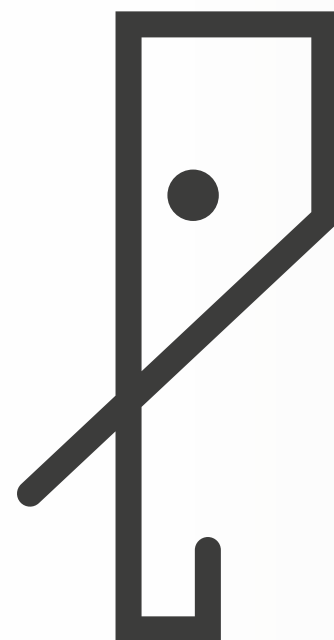
Index

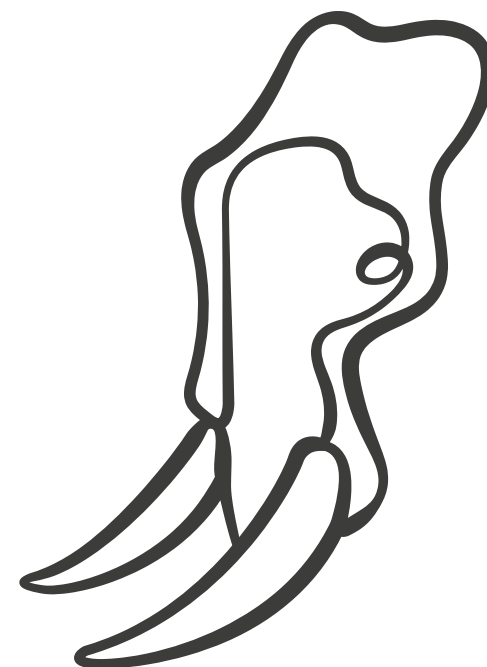
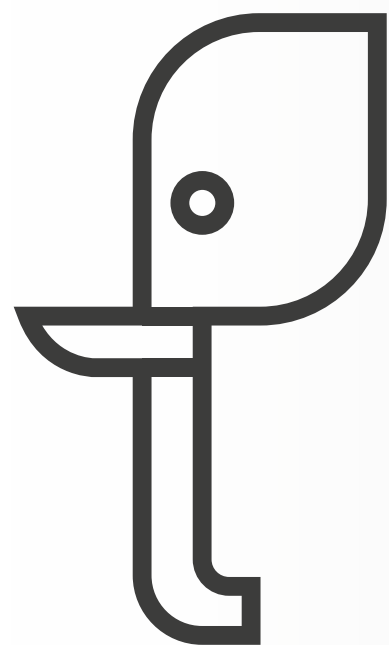
An index is a sign that shows evidence of the concept or object being represented. It doesn't mean the object or concept directly. It resembles something that implies the object.



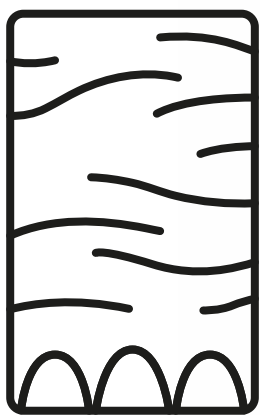








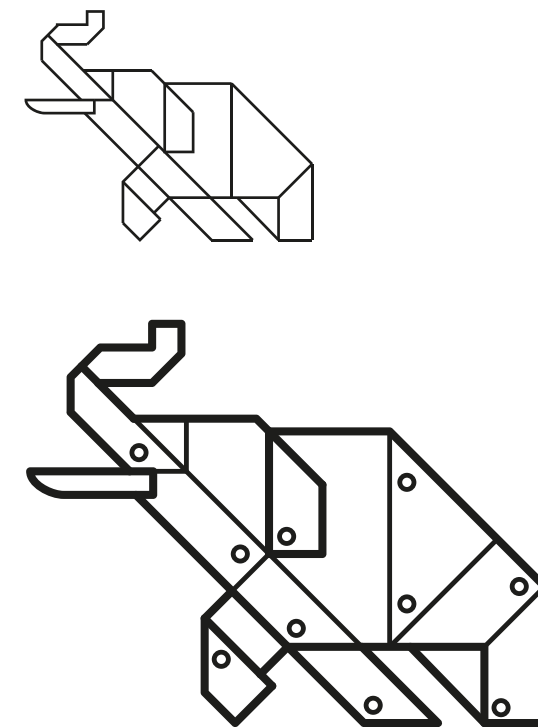





Symbol

Symbols are at the opposite end from icons. Elements are represented in an abstract form and its meaning usually becomes associated with the concept it represents over time.

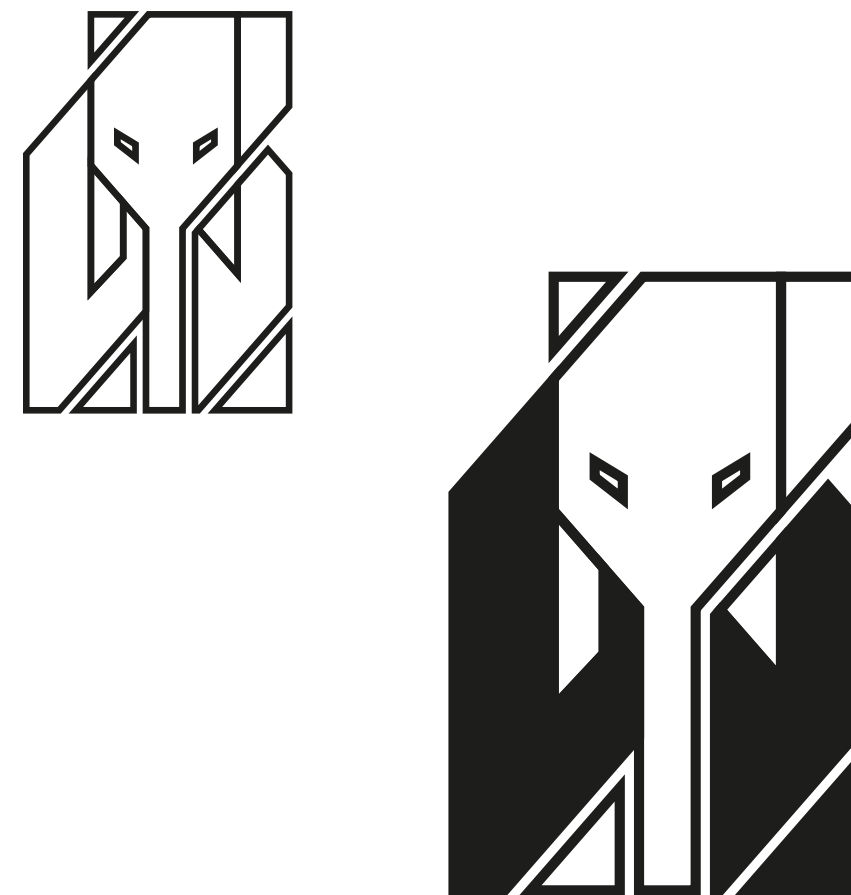
Three elements were chosen to compliment the elephant and to create symbols. One was a physical element- Armoured vehicle and the other two were abstract elements- Power and wisdom. The objective was to symbolise these elements with the characteristics of the elephant.




Armoured vehicle



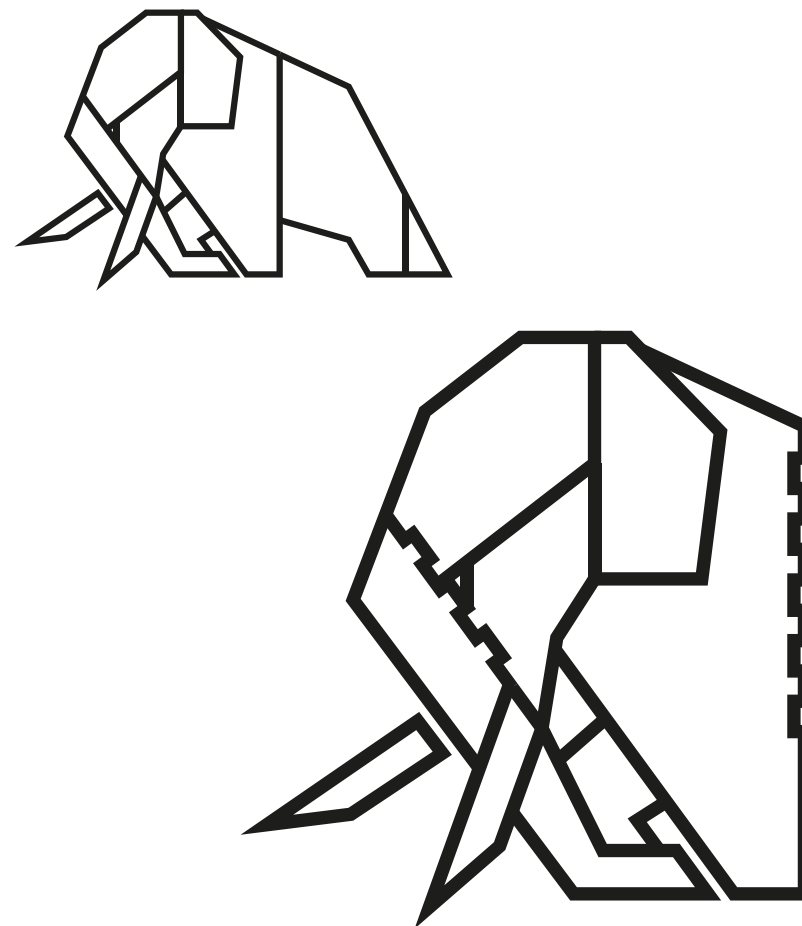
Armoured vehicle



Armoured vehicle

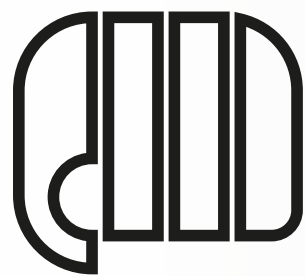


Armoured vehicle



Armoured vehicle

ABSTRACTION OF ELEPHANT AND POWER



Power

01 // From Formless to Form



Power

From Formless to Form // 02




Power

01 // From Formless to Form




Power

From Formless to Form // 02




Power

01 // From Formless to Form



Power // celtic symbol



From Formless to Form // 02



Power

01 // From Formless to Form

ABSTRACTION OF ELEPHANT AND WISDOM



Wisdom


From Formless to Form // 02



Wisdom



Wisdom // eye



Wisdom

01 // From Formless to Form




Wisdom // Eye

From Formless to Form // 02



Wisdom

01 // From Formless to Form



Wisdom

From Formless to Form // 02



Wisdom

01 // From Formless to Form



Wisdom

From Formless to Form // 02

