

Expressions through letterforms



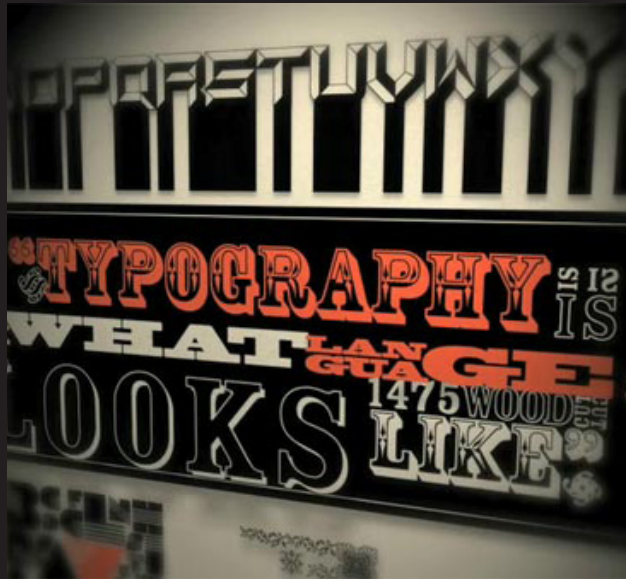
Guide: Prof. G V Sreekumar

Manisha Gupta

07625004

Experiment with Expressive Letterforms and Story telling

Letterforms



Letterforms as sounds


To express the characteristic of a speaker's voice

To inform, enhance and express the content

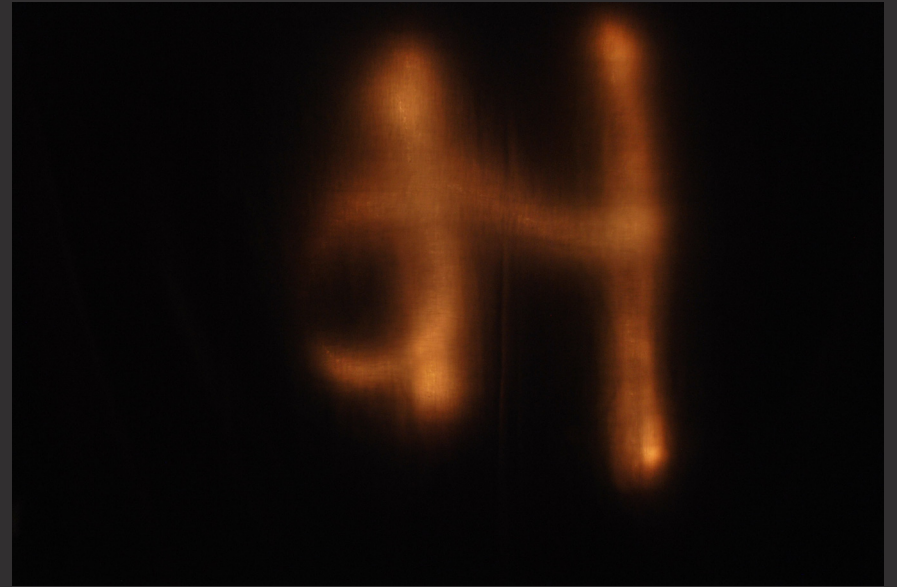


Creating letterforms

Explorations as per voice and character : Expressing a situation



a kid in panic



grandfather

Creating letterforms

Explorations as per voice and character



the mother



a stranger

Creating letterforms

Explorations as per voice and character



the servant






confusion in the situation





Concepts for Story

- 1) Five people - a kid, his sister, mother, servant and grandfather are sitting in a room and suddenly light goes off. In the dark, they start talking and someone enters. The speaking patterns become representative of the characters. How does one depict their personality in voice through visual expression is the challenge.
- 2) While taking a walk in the library, books start talking. Text transforms from a print media to audio visual media and a story in the book becomes a real life event.
- 3) A claustrophobic girl, scared of enclosed spaces, gets into a lift and light goes off. She gets stuck and starts imagining various situations. She encounters the fear of someone coming to kill her, then she imagines lift set on fire and lastly high speed of water pouring in the lift. Finally lift opens and she comes out realizing it was her imagination. The thoughts in her mind are represented through letterforms that enhance and express the content.

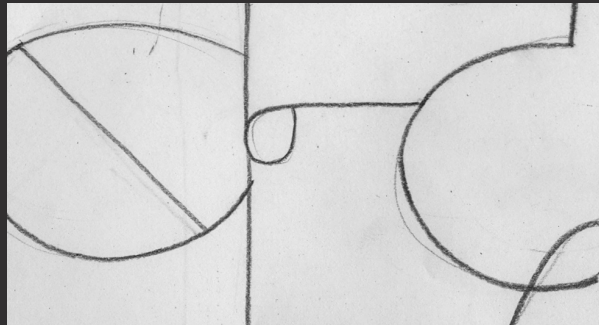



Final Story






Final Story








Final Story



Final Story

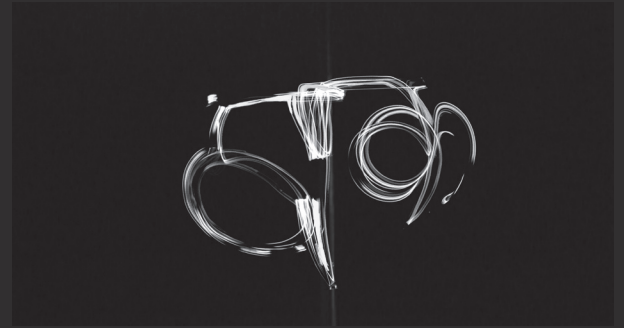


Final Story



Visual Narratives through Letterforms

Sequence 1: Thak Thak



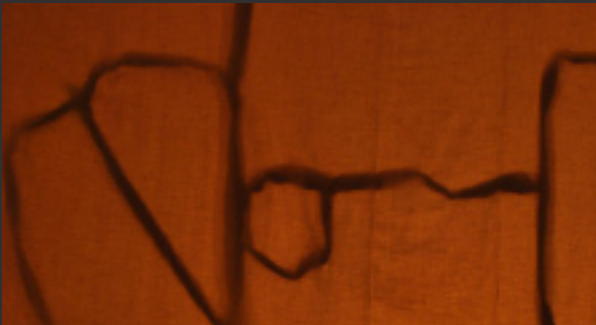
Visual Narratives through Letterforms

Sequence 2: Chaaku





Visual Narratives through Letterforms

Sequence 3: Bandh







Visual Narratives through Letterforms

Sequence 4: Raasta





Visual Narratives through Letterforms

Sequence 5: Water pouring



Visual Narratives through Letterforms

Sequence 6: Video footages



Thanks to

Prof G V Sreekumar

Prof Kirti Trivedi

Prof Ravi Poovaiah

Prof Sumant Rao

Prof Neena Sabnani

Prof Raja Mohanty

Girish Dalvi

Soumya Abneet Amrita Rohan Preet Sachin Poly C2 Juny Chetan Srk Venkat Bongo
Gnihcteks Shashi Hemant Arko Divya

IDC Photo Studio (Patkar and Devakar Sir)

IDC Library

Thank You