

HAND vs. SAND  
A Short Music Video by:  
**Rahul**  
**116340006**

Under the Guidance of:  
**Prof. Nina Sabnani**

# Concept

The Concept was to make a Music video with the use of certain Experimental Animation like Sand Animation.



## INTRODUCTION

- The visual nature and flow of sand has always fascinated me.
- It made me wonder what if this malleable material which the artist controls begins to rebel and does its own thing ?



## Basic Story Flow

- There's a Lightbox placed in a Dark Room, with the mysterious sand over it, which moves by itself .
- Then there's an artist who crosses the box and gets attracted towards it.
- The Artist tries to draw an artwork with the sand, but it shockingly tends to move by itself and sucks him into itself.
- And then it's the struggle of the artist, escaping out of the mysterious sand.
- At the end this all repeats in a loop as another artist comes and gets attracted to it.




## STUDY

The study of sand Animation involves analysing different methods and the ways in which sand animation is been approached.

- The Owl who married an Goosev
- No Corras Tanto
- Eatliz (Experimental Animation )




**In your Arms**  
**-by Kina Granis**






# EXPERIMENTAL ANIMATION

## 1. Ebru Sanati



## 2. Animating Water



## 3. Claymation



## DIFFERENT SANDS

DESERT SAND



BEACH SAND



MARBLE SAND





## The Method for Preparation of Sand for Sand Animation



## **SET UP**

**-Sand Art Light Box**

**-3 Layers of Glass Panels**

**-Glasses**

**-Light**

**-Acrylic Sheet**


**-DSLR Camera**

**-Dark Ambience**

**-Connection Cables to Computer**




## ANIMATING WATER



## EBRU SANATI

Ebru Sanati is an traditional Turkish form of Art. It is also called Paper Marbling as it has been used for Marbling textures



# FLOW OF SAND ANIMATION



Step 1  
Drawing one frame by Sand on the glass of Light box



Step 2:  
Drawing Sand Art frame simultaneous for the different layers contributing in it.




Step 3:  
Clicking the picture via over head camera connected to the computer.



Step 4:  
Finally get a single frame shot.



**VISUAL DEVELOPMENT**






# THE PROCESS OF SAND ANIMATION

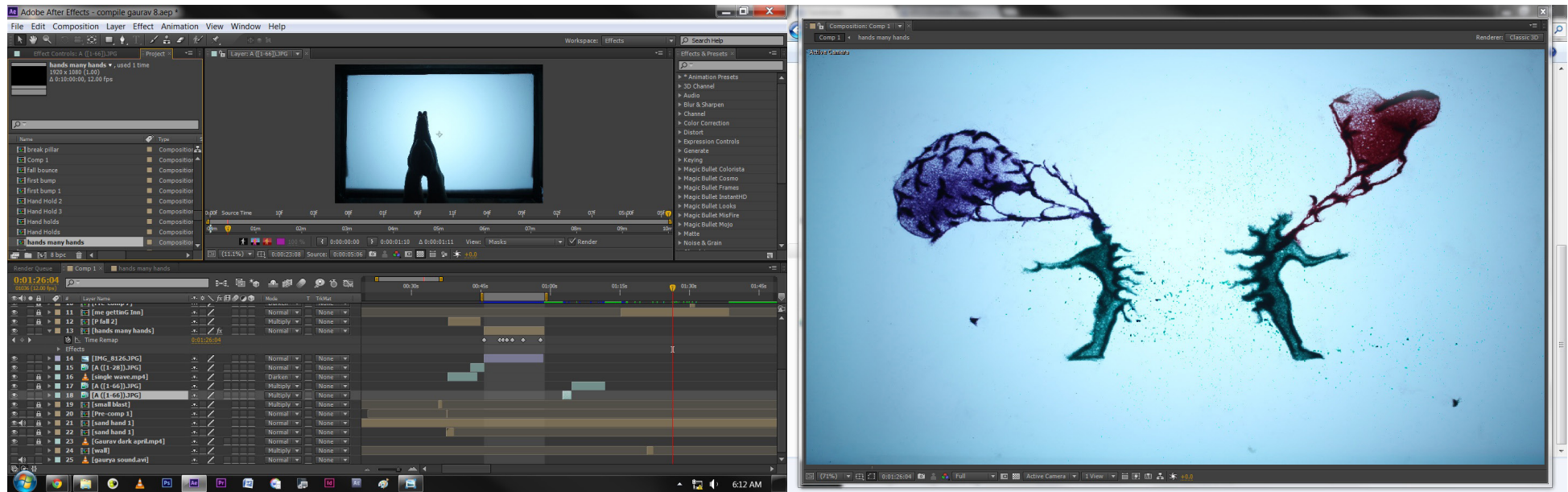
"Frame by Frame"

## Water Drop Sand Animation



# COMPOSITING

Used After Effects for the final Composite of the frames to Animate them.



## MUSIC AND SOUND DESIGN

- Music plays a very crucial role in the storyline being an music video.
- The initial thought was to take a music with different beats with highs and lows in a limited duration of time.
- Dubstep was a good option as it has beats going on very fast mixed with different pace which gives a refreshing feel to it.


INITIAL CHOICE:

**"dj street style feat vanessa mae – euphoria".**

FINAL MUSIC:

**"Medison - Harry feat Skrein (Bare Noize Remix)"**

## Ambience for the Location



## CHARACTER DESIGN


### SAND

- Sand is actually the main character in the animation
- Its make up of combination of thousands of tiny sand grain particles.
- Which allows it to transform and change its shape from one form to another.
- The tighter you try to hold a sand the faster it gets away from your hands.



### ARTIST


- The artist who draws the Sand Art is our next character, who introduces us to the scene.
- He is an enthusiast, and an excellent Artist.
- He knows how to perform for an audience, so kept his calm during the performance.
- His hands do all the talking, leaving him speechless.
- He wears dark T shirt and Jeans.





## EXPERIMENTS


- The other experiments were tried like Waer Animation and clay animations.
- We also did clay animation as that was the first idea.
- Animating Acrylic and Marbling Ink Colors over Water.





## INFLUENCES

"No Corras Tanto"



"In your Arms"



"An owl who married a goose"



FINAL SHOTS




## LEARNING

- The Sand Animation has also lead to the scope of many possibilities lies within experimental animation.
- This Project was a learning process more then a challenging one, as it lead to make me realise with my potentials and weaknesses.
- I have cameout as a better person, Animator and a better film maker.

## REFERENCES

- [http://en.wikipedia.org/wiki/Paper\\_marbling](http://en.wikipedia.org/wiki/Paper_marbling)
- [http://www.carnivalsavers.com/product\\_images/uploaded\\_images/neon-sand-art-sand.jpg](http://www.carnivalsavers.com/product_images/uploaded_images/neon-sand-art-sand.jpg)
- <https://www.youtube.com/watch?v=IOuoDuxFATo>
- <https://www.youtube.com/watch?v=fusYZ7eIhps>
- <https://www.youtube.com/watch?v=yVAZh8UGbxo>
- <https://www.youtube.com/watch?v=fZOnVoUKIqU>
- <http://www.mediafire.com/?9q6h9vr6jjfihb>
- [https://www.youtube.com/watch?v=l6doLyDy\\_vo](https://www.youtube.com/watch?v=l6doLyDy_vo)
- <https://www.youtube.com/watch?v=Lb9X5jMofEo>
- <https://itunes.apple.com/gb/podcast/ukf-music-podcast/id371887161>
- [http://mubi.com/cast\\_members/117985](http://mubi.com/cast_members/117985)
- <http://animaknowledge.blogspot.in/2010/12/caroline-leafs-animated-films-are.html>
- No Corras Tanto (Sand and Stop Motion Animation)
- Short Stories – The Deep PES (Stop Motion)
- The making of “In your Arms” by Kina Granis (Dir. Greg Jardin)
- Eatliz – Lose this child (Sand Stop Motion Music Video)
- Organic Trip - by Lilian Hardouineau (Water Stop Motion)
- Promised Land – Sand Animation bprobanza
- PROTEIGON – Stop Motion by Steven Briand
- Atormenta (Dir. Cesar Diat and Isabel Heredia)
- Xbox stop Motion Commercial
- Eatliz (Experimental Animation )
- Cachoeira :Water Stop Motion Audio Visualization Videos
- Frictions by steven briand
- <http://www.shortoftheweek.com/category/genre/experimental/>





Thanks  
" Hand vs. Sand "  
by:  
Rahul (116340006)  
AN, M.Des.  
IDC, IIT Bombay