

LEARNING WITH PUPPETS



Amrita Kanther

Guide: Prof. Nina Sabnani

MOTIVATION

Interest in craft

Rajasthan

Potential to learn with

Enact stories

children



Introduction to Puppets



Bull



Glove Puppets



String Puppets



Rod Puppets



Shadow Puppets

LEARNING WITH Mangilal ji (craftsman, Udaipur)



String Puppets (manipulated by string) are also known as marionette puppets

Making of a String Puppet Carving and Joinery





All figures facilitate *specific movement* :

- Some have neck movement



Bengali Jaadugar



Behrupiya



Anarkali



Anarkali - Joining detail



Visual Style: Resemblance to Rajput miniature paintings:

- Shape of beard
- Elongated eyes
- Characters male, female
- Hindu rajas
- Muslim nawabs
- Dancers like Anarkali
- Animals: elephant, snake, horse etc.



Puppets are *conducive* to:

Animation

Storytelling

Role play (indirect)

Aided by:

Sound

Musical instruments

Stage

Acting

Take away from the Udaipur trip

- Confident about making a puppet own my own.
- Impressed by the simple joinery and the idea of characters being enacted by the puppeteer.
- Contemporary puppets of my own identified by children in the urban setting and could be manipulated by them.
- Learn about their environment and help them express their thought and surroundings and people.
- How children learn.

Children and Learning

Types of learning

- Observational learning
- Learning by watching and imitating others
- Spatial learning
- Learning about the relations

Stimulus and response learning

Learning through music

Sound

Accretion:

subconscious process to learn : language, culture, habits certainly plays into this type of learning

Emergence:

result of structuring a construction of new ideas and meaning that does not exist before, but they emerge from brain through thoughtful reflection, insight and creative expression of group interaction.

Social learning:

Transmission:

information knowledge, ideas and skills are taught to others through purposeful, conscious telling, demonstration or guidance.

Acquisition: conscious choice to learn, method includes exploring, experimenting, self instructing, general curiosity etc.

Jean Piaget

levels of development:

1. Infancy
2. Pre school
3. Childhood
4. Adolescence

Each stage has cognitive structure that affects all the children's thinking, each stage represents the child's understanding of reality during that period

The intuitive 4-7 years

children starts employing mental activities to solve problems and obtain goals

shows transition between intuitiveness in solving problems and true logical reasoning.

Children primarily learn from imitation and play as they build up symbolic images through internalized Activity.

Role Playing

social interaction and collaboration

Engage imagination

interactive storytelling


Participants assume the role of fictional characters.

Act out role of characters, or parts, that may have personalities, motivations, and backgrounds different from their own.

Traditional children's game are for eg: cops and robbers, playing house, vampire the masquerade

Theatre costume, players environment is used to represent the imaginary environment of the game world

Initial Explorations



Changing faces



Explorations using PU Foam - Body parts



Explorations using PU Foam - Face




Explorations using cloth



Explorations using cloth



Explorations using cloth



Explorations using plywood



Finger puppets using paper

Interaction with children at Kendriya Vidyalay





Asked them to draw

Perform a poem and tell stories.

Activity-based

The exercise required the students to use imagination, background knowledge, appropriate to character being role played and communication skills.

Class Activity

- Poem recitation
- Very energetic.
- Ideas about their surroundings are abstract.
- Lack in self expression.
- construct substantial stories.
- logical reasoning is still not well developed
- Their stories have ambiguous endings.
- Can not shift paradigm

Stories told by kids AT K.V.

Story 1

Soldiers

There were five soldiers. One soldier kills the other three soldiers. And the remaining two soldiers also kills each other and the story ends.

Story 2

Family

Everyone stays together in a family and the baby goes off to sleep and the story is over.

Observations

- Want attention
- Don't take much time to open up.
- Basic skill level - can't operate complex things.
- Don't want to follow instructions.
- They enact grand parents

Objectives after Interaction

The object allows them to :

- Change expression
- Basic modulation
- Indirect role playing

People around children

- Mother
- Father
- Child himself
- Hero
- Animal
- Shadow
- Sister
- Grandparents
- Teacher
- Friends
- Serials-saas bahu etc.

Input from primary books:

Class two: Hindi

- Comparison to understand height and size.
- Similar phonetics
- Opinion-influence
- Visual metaphor- tessellation, counting
- Memory
- Reasoning
- Sequence, similarities, how kids group things, develop observation powers, use of
- Synonyms, proverbs.
- Most of the activities relate to indirect role playing
- Stress on verbal expression



Material exploration

- Plastic mike
- Tap
- Match stick, box, brushes, blub, clip, clamps, paper napkins
- Toothpick
- Empty refills
- Springs
- Pencils, plastic ball, mosquito net, bamboo, dry grass, wires , corrugated paper, ice cream spoons, bangles.












Exploratory puppets



Shift to waste material



Theatre Box



- The explorations were mainly based on mechanisms and movement of the string puppets.
- Based on that an attempt was made to design my own puppets.
- Set of puppets (family) which can be used to construct any story by kids and do role playing.
- Using waste material as to inspire kids to construct their puppets.
- Provide them with theatre box.

The final deliverables are in the form of a set of puppets made using found and waste objects which are child safe and a theater box developed to facilitate role playing and storytelling.


Process of Making Puppets



Process of Making Puppets



Process of Making Puppets




Theatre box



Theatre box



Theatre box - Slit on the top



Backdrop - Kitchen



Backdrop - Classroom



Papa



Mummy



Daughter



Son



Friend



Teacher



Heroine



Hero



Theater - Before the show begins



On stage - Kitchen set up



On stage - Kitchen set up



On stage - Kitchen set up







LEARNINGS:

Understanding the traditional puppetry

Understanding children and the world around them

Different possibilities with puppets

Learnt to be a performer

THANK YOU

- Prof. Nina Sabnani
- Dr. Ajanta sen
- Prof. U.A. Atthvankar
- Prof. Mandar Rane
- Girish Dalvi