

Project- II

Designing a tool to identify fonts

Guide: Prof. G. V. Sreekumar

A. Jyothirmai

116250002

Visual Communication

2011-2013

Role of **Typography** in Communication Design

Clarifying the message

Creating impact

Visual appeal



Supportive examples



Font Identification

Importance & Uses

Gaining knowledge and information of the font

Ability in application of the font

Aim

Improve the **ability** of a student to identify fonts

To gain **knowledge** and **information** about fonts

Target audience

Typography students

as well as

Typo enthusiasts

What's the font?

How to identify...?

Which font?

6014 PENN AVE. THE BEAUTY SHOPPE PGH, PENNA 15206

NEW!

The Beauty Shoppe is a
coworking space for
entrepreneurs and creatives.

1853). Rev. Foster wrote only a very general obituary for the *New Orleans Christian Advocate*. Her family was one of the first in Demopolis to be stricken with yellow fever, and she nursed her husband and several children who came down with the disease until she, weak from her ordeal, contracted the fever herself. "Her friends, however, apprehended no danger. Her illness seemed but slight. But one night she suddenly became worse, and in two hours breathed her last. She was not found without preparation. She died trusting in the promises of God in Christ Jesus."⁸ She died on October 30, 1853.

One of the saddest deaths in the congregation was that of Mrs. Elizabeth Curtis Traweek, wife of the hotel-keeper Ignatius A. Traweek. Her husband and a son also died of the fever, leaving six orphaned children. Mrs. Traweek was Elizabeth M. Curtis, daughter of Thomas Roe Curtis of Spring Hill and a granddaughter of the revered Revolutionary War soldier Samuel Curtis of Demopolis and Spring Hill. The Traweeks had been married in August 1834 by the Rev. John Collier. Her Demopolis pastor, Thomas H. Foster, wrote her obituary also and told of some unexplained difficulties in her life: "Her peculiar situation prevented her giving that attention to the ordinary duties of a member of the Church, which she so much desired, and which would have given greater enjoyment to her heart, and more completeness to her Christian character. She deeply regretted this, and never so much as in her last illness."⁹ She died on the 16th of October, followed by her husband and one of their seven children.

Mr. William McAllister was one of those who did not get out of town soon enough; he died on the 14th of October at his plantation near Spring Hill. And when the terms of his last will and testament were revealed, the public learned of several extraordinary provisions: McAllister had ordered the freeing of his slaves (in 1850 he owned 40 slaves) and had directed his executor to provide for the transporting to the African nation of Liberia of any of the freed slaves who desired to go. Furthermore, the will provided for the care of

his wife, Mrs. Agnes McAllister, for the rest of her natural life—but as there were no children, the bulk of the entire estate was to become the property of the Alabama Conference of the Methodist Episcopal Church, South. McAllister's will was entirely a "Methodist" document, naming Lewis B. McCarty, as executor and bearing the signatures of Lucius Wilcox, (the Rev.) John D. Fisher, and John W. Henley as witnesses.¹⁰ The legacy was lucrative for the church; and when the North Alabama Conference split off from the Alabama Conference in the 1870s, there was a considerable squabble over how to divide the sizeable McAllister Fund.¹¹ The fine McAllister house on Strawberry Street near the church was purchased from the Alabama Conference in 1873 by Archibald Y. Sharpe, another member of the congregation.

The Rev. Mr. Foster's obituary for William McAllister was lengthy and filled with praise. Identified as a citizen of Demopolis and a member of its Methodist Church, McAllister was mourned as one whose "death is a sore calamity, not only to his surviving partner, who is left in all the loneliness of childless widowhood, but to the whole community." As if somehow aware of the inheritance soon to be lavished upon the church, Foster declared: "He loved God's ministers, God's people, and God's church, with no common love."¹²

The deaths in Demopolis continued on into December, but finally a heavy frost put an end to the contagion. Slowly the streets of the town came back to life, as the refugees returned to find what a terrible toll the pestilence had taken in their town. The Methodist Church, empty for nearly three months, summoned its members to prayer. Mrs. Louisa Jane Cornish reported that the "dear sound of the church bell called the people to church and the faithful pastor [Rev. Foster] ascended the pulpit. Songs and prayers again echoed through the house, and the voice of instruction fell upon the waiting congregation."¹³ At the end of the year of 1853 the Rev. Thomas H. Foster transferred to the Louisiana Conference and accepted an appointment in Baton Rouge, partly because that place too was periodically afflicted with yellow



A Mother Dies in Childbirth.

CHAPTER 1

A Lonesome Childhood

In the workhouse of a parish in England, on a date long forgotten, a baby boy was born. His mother died in childbirth.

"The mother was so young and pretty! Who was she?" asked the doctor.

"I don't know," replied the nurse. "Someone found her lying in the street last night and brought her inside. She must have walked a long way because her shoes are all worn out. But no one knows where she came from."

"I guess she wasn't married," said the doctor. "There's no wedding ring on her finger." With that, the doctor left the baby in the care

How to identify...?

- Characteristics
- Attributes
- Identity
- Feel of the font

Existing tools for identification

Internet identification tools.

Print based tools.

Identification, which is done through talks and discussions.

Identifont

About us | Blog | Latest additions | Popular fonts | Fontset | Free fonts | Feedback | Contact us | Terms of use

Fonts by Appearance | Fonts by Name | Fonts by Similarity | Fonts by Picture | Fonts by Designer/Publisher

Questions answered: 11: Serif or sans-serif? 2: Q shape

Approximately eleven questions remaining.

What is the position of the upper-case 'Q' tail?

Ignore the shape of the tail.

1: Crosses the circle. 2: Touches the circle. 3: Below and separated from the circle. 4: Extends into or lies inside the circle. 5: Part of the stroke of an open circle.

Popular matches: your font could be one of these: Catull, ITC American Type, Baskerville Old Face, TRAJAN, Adelle

Not Sure

Internet identification tools

lovelytypography.com/fontgame/

Home | Identify a font | Send a message | ILT wallpaper | About ILT | Find Fonts | Play the font game | RSS subscribe

the rather difficult FONT GAME

Which font is this one here?

E & \$ 1964

ADDER CARLOW PED Score: 0
BAKER BOBONI ROMAN Font: 1/34
BOLTON
AFFAIR

iPhone version: <http://lovelytypography.com/iphone/> - The Hall of Fame

MyFonts

Find Fonts | WhatTheFont | More

WhatTheFont

Submit an image | Examples | Image tips

Seen a font in use and want to know what it is? Submit an image to WhatTheFont to find the closest matches in our database. Or, let cloak-draped font enthusiasts lend a hand in the [WhatTheFont Forum](#)

Submit your image here: Maximum file size 2MB. For best results, see the [Image submission tips](#).

Upload an image file: No file chosen

Or specify a image URL:

Tips for optimal results:

MyFonts

Find Fonts | WhatTheFont | More

The Tag Game

Have fun and help improve the accuracy of tags throughout MyFonts at the same time!

Do you agree with this tag?

If I may trust the flattering "rodeo"

Keyboard shortcuts

mental_floss

BLOGS / TRIVIA / QUIZZES / AMAZING FACTS / MAGAZINE / STORE

Where Knowledge Junkies Get Their Fix

Sara Newton's FONTASTIC QUIZ!

How well do you know your typeface? In the following 10 questions, choose which font is being pictured (and talked about).

Question 1 of 10

"_____": THE FALLBACK FONT FOR LAZY MOVIE MARKETERS.

Trajan Wide Latin
 Avant Garde Gothic

Explore the mental_floss archives!

Deep

TIME 10

Shoot DejaVu Serif

Score: 6800

468246 visits

WhatTheFont

Step 1 > Step 2 > Step 3

Send the image file with the font you want to identify:

Or specify a URL with the image* (this can take a few seconds)

Please check the [extension page](#) for Firefox and Chrome.

SEARCH for a font:

Trivia plaza

Computer > Font Types E

Question: 1/10 Score: 1

Identify this font type

ActionQuiz

The correct answer is:

Lucida Handwriting

Routledge's International

TYPE

finder

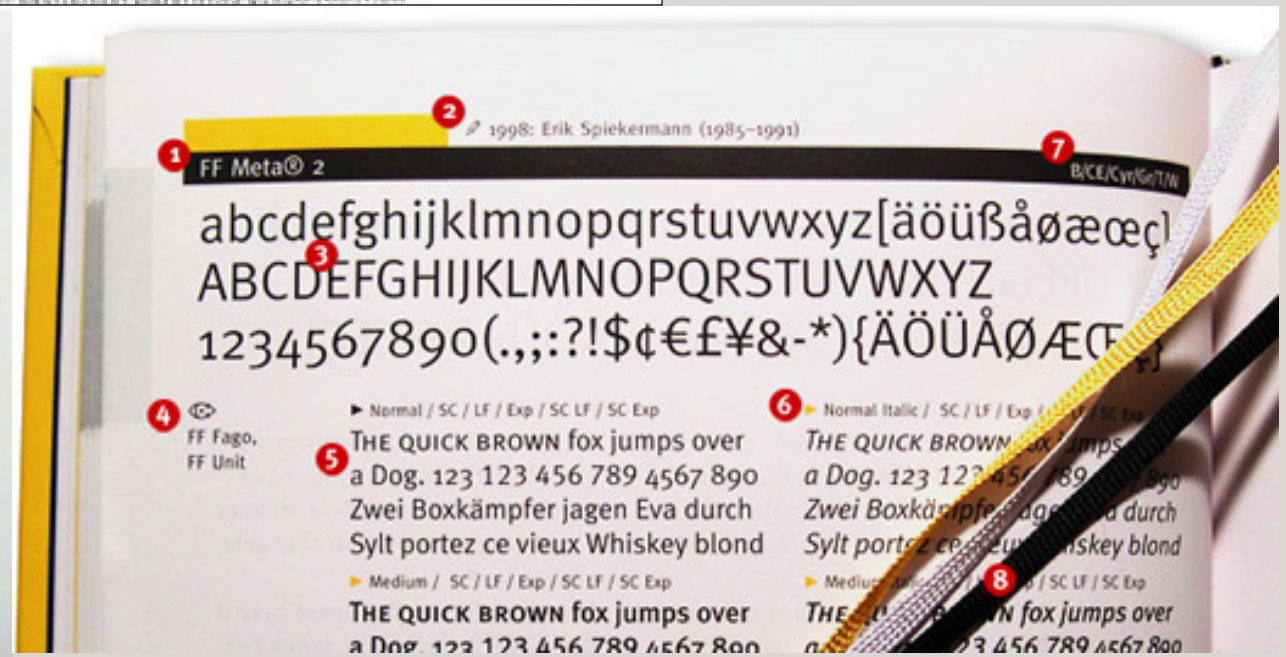
The Essential Handbook of Typeface
Recognition and Selection

by Christopher Perfect and Gordon Bookledge

Revised Edition with a Preface by Adrian Frutiger
and Biographical Notes on Leading Type Designers



Print based tools



Search this site:

New to Typophile? Accounts are free, and easy to set up.

[Create an account](#)

[Typophile RSS](#) | [More Feeds](#)

What font is this? only 1 character available... recreating a logo



Posted by [jenspired](#) in [Type ID Board](#)
17 Sep 2012 — 4:51am

All I have is the &... this is one of 4 fonts found in this very horrible logo i have been asked to recreate :/
I think it was created in the late 90's and in the US.
Thanks for your help.
jenny

Students ability to identify font

A study report- Questionnaire

Format of the questionnaire: M. C. Q

Questionnaire- 1

A Study Report- Questionnaire
for
Project 2- "Designing a tool to Identify fonts"

You are provided with 10 fonts in the following pages,
identify each font by ticking in the box shown before the
names or by writing the name in the space provided at the
bottom of the sheet.

Date: _____

User Information

Name: _____

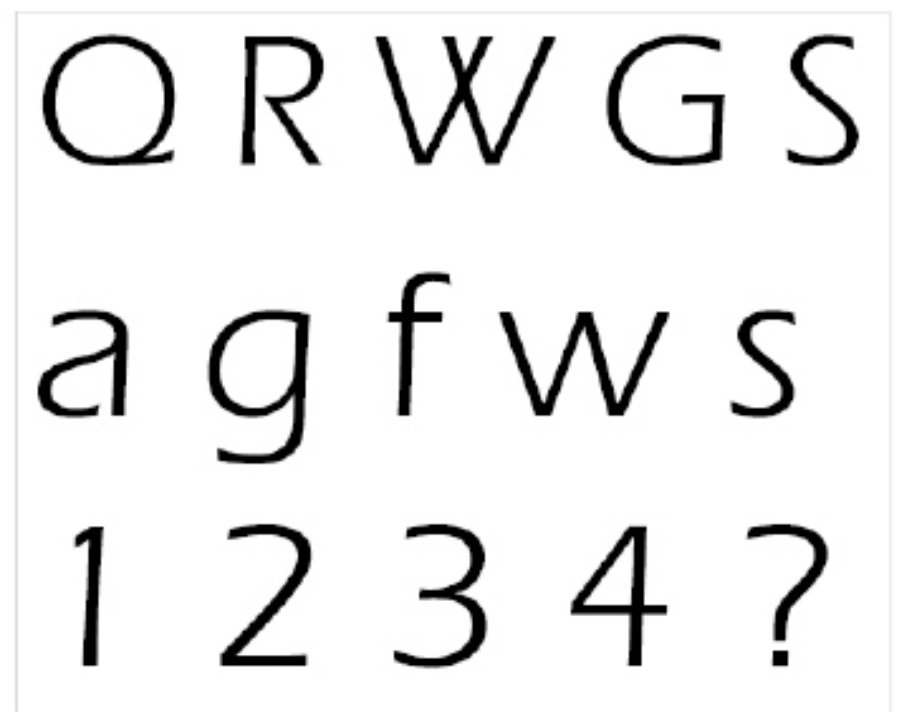
Sex: Male/ Female Age: _____

Occupation: _____

Educational Qualification: _____

College/ University/ Work place: _____

E mail ID: _____



- | | |
|---------------------------------------|--|
| <input type="checkbox"/> Lithos Pro | <input type="checkbox"/> Frisco Sans Serif |
| <input type="checkbox"/> Trebuchet MS | <input type="checkbox"/> Tekton Pro |
| <input type="checkbox"/> ITC Eras Std | <input type="checkbox"/> Myriad Pro |

If any other, specify here _____

Online
questionnaire

Q R W G S
a g f w s
1 2 3 4 ?

5. Identify the above font

- Ruling Script
- Dolly
- Mrs Eaves

- Script MT
- Palace Script
- Snell

Other (please specify)

Prev

Done

3. Identify the above font

	Response Percent	Response Count
Snell	0.0%	0
Papyrus	0.0%	0
Brush Script	100.0%	7
Palazzo	0.0%	0
Palace Script	0.0%	0
Old Fashion Script	0.0%	0
Other (please specify)		0
answered question		7
skipped question		0

Questionnaire- Final

Q R W G S
a g f w s
1 2 3 4 ?

- Palace Script
- Old Fashion Script
- Brush Script
- Voluta Script Pro
- Snell
- Tucker Script
- Bickham Script Pro
- Shelley Script
- Ashley Script

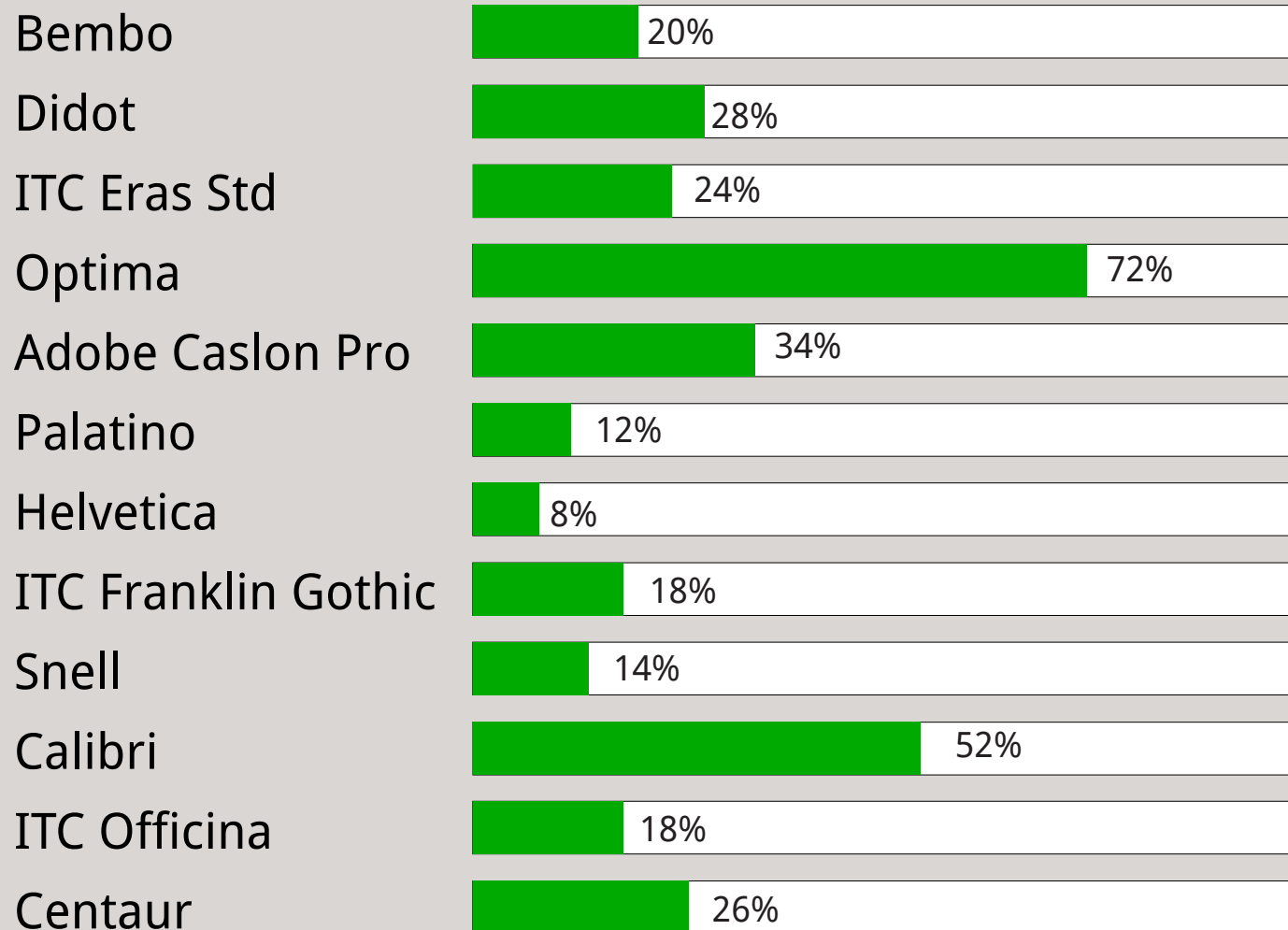
If any other, specify here _____

Q R W G S
a g f w s
1 2 3 4 ?

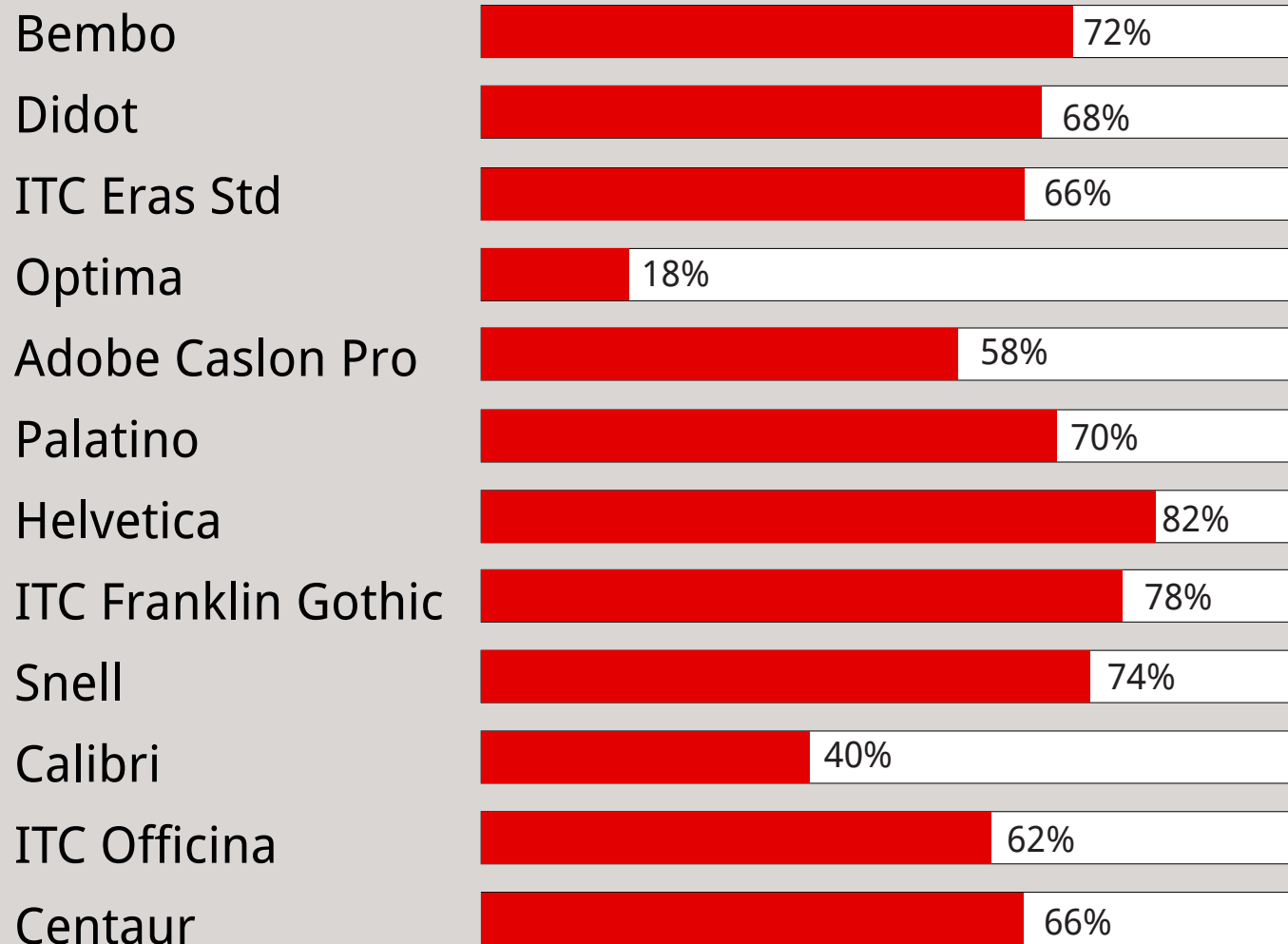
- Minion Pro
- Arno Pro
- Adobe Garamond Pro
- Aldus LT
- Didot LT
- ITC Berkley
- Amigo
- Bembo
- Adobe Caslon Pro

If any other, specify here _____

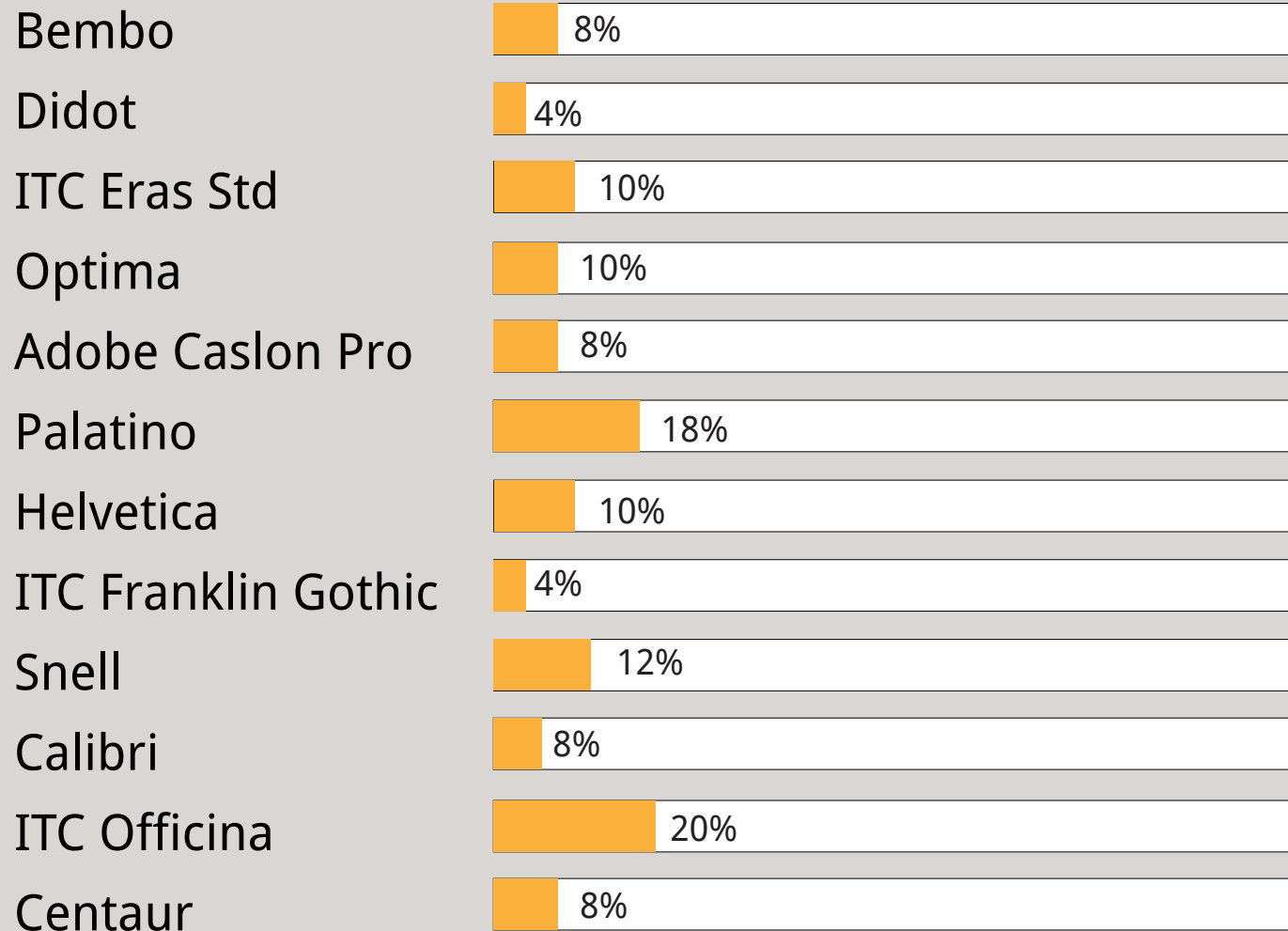
Result analysis- Correctly answered



Incorrectly answered



Unanswered



Observations

Recognizes the font which is used frequently

Confined to a particular set of fonts

Identification of fonts is helpful and necessary

End solution

Game Design on font identification

Game?

Visuals

Not much of text

Self exploration by the user

Process of identification

How to identify a font?

Things to look upon during identification

Process of identification

How to identify a font?

Things to look upon during identification

- Characteristics

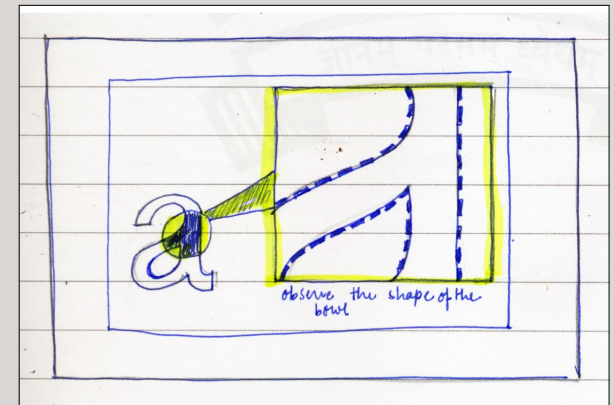
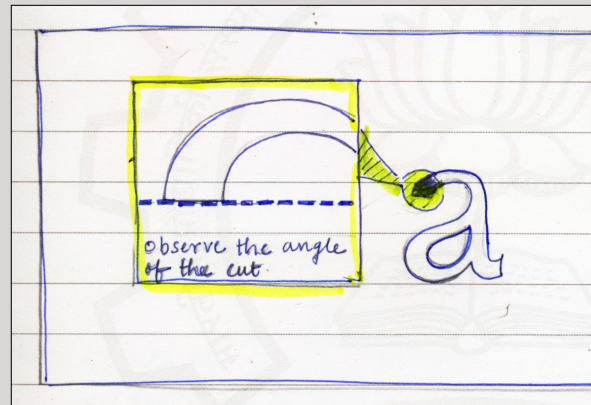
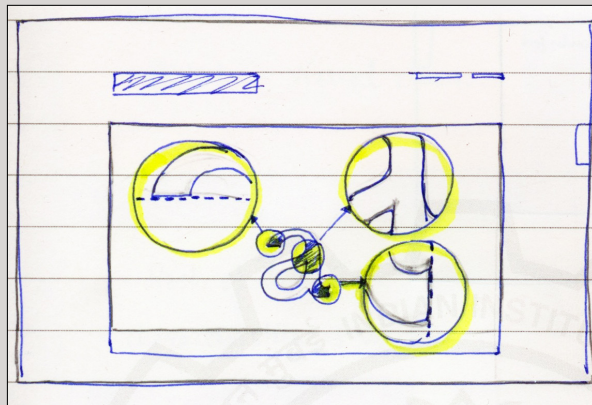
- Form of the letter

- Comparison with the similar font

- Primitives or final look of the font


Process of identification

Characteristics



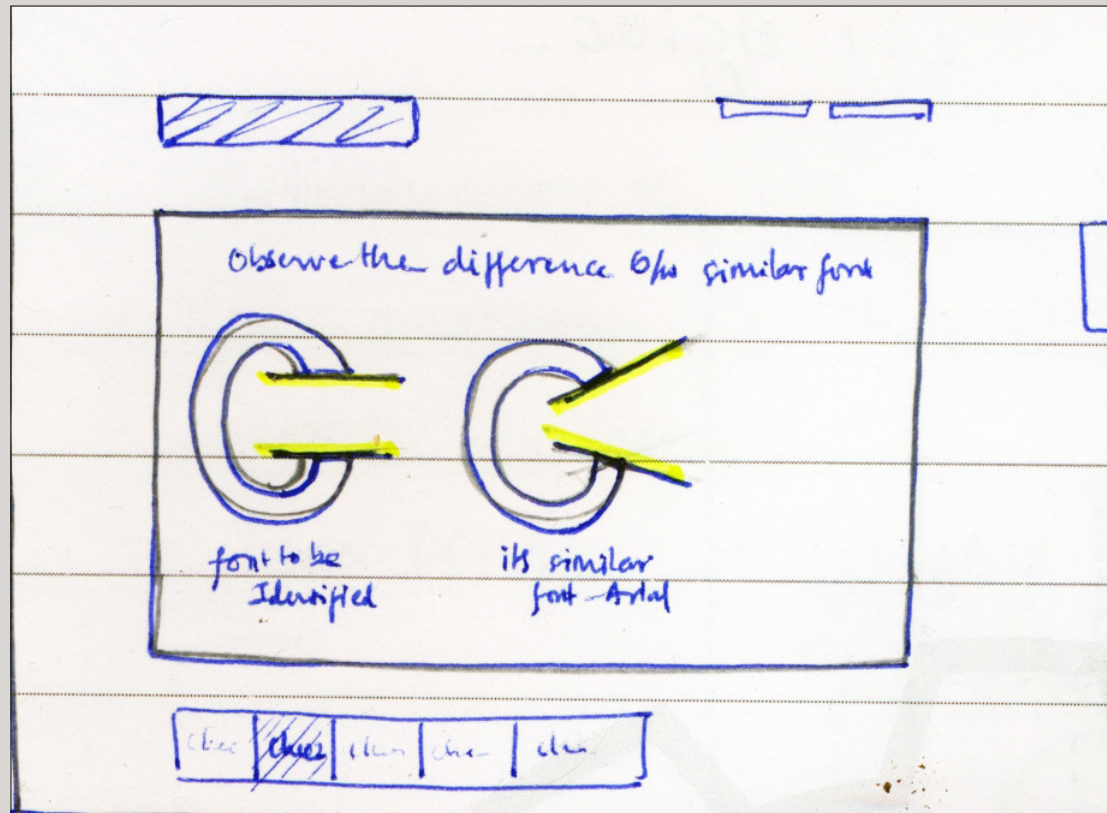
Process of identification

Form of the letter




Process of identification

Comparison to the similar font



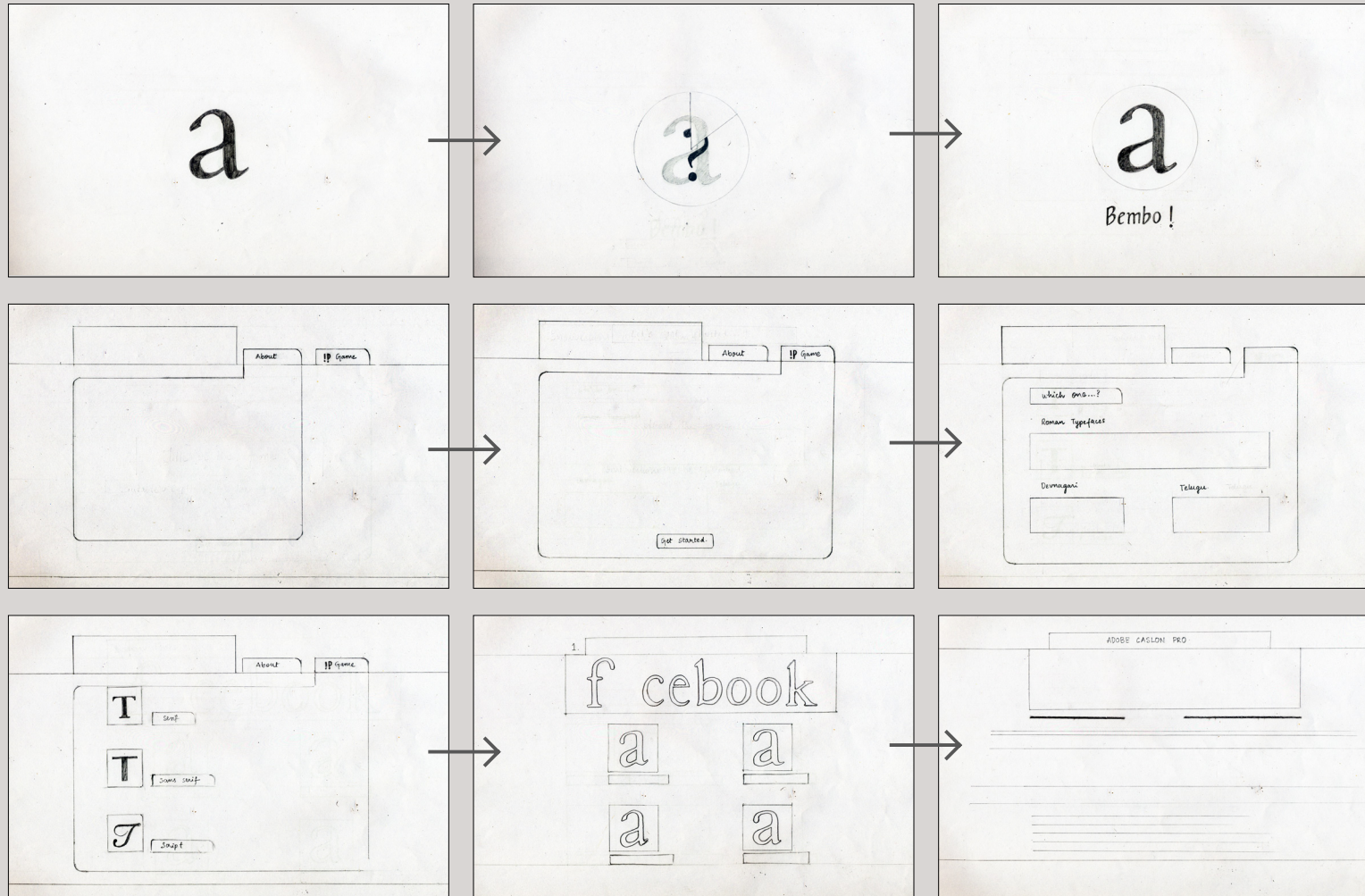
Process of identification

Primitives of the font




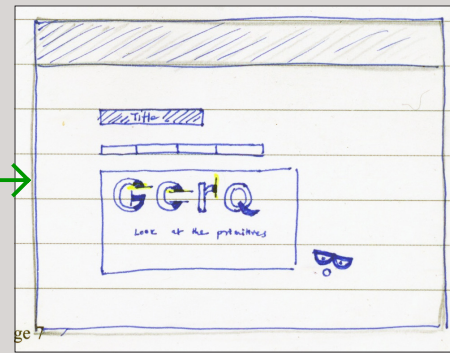





Design Concepts

Concept 1



Concept 2





Final Design concept

'Design concept 2'

Player gets more knowledge and information about the font with the help of visual clues.

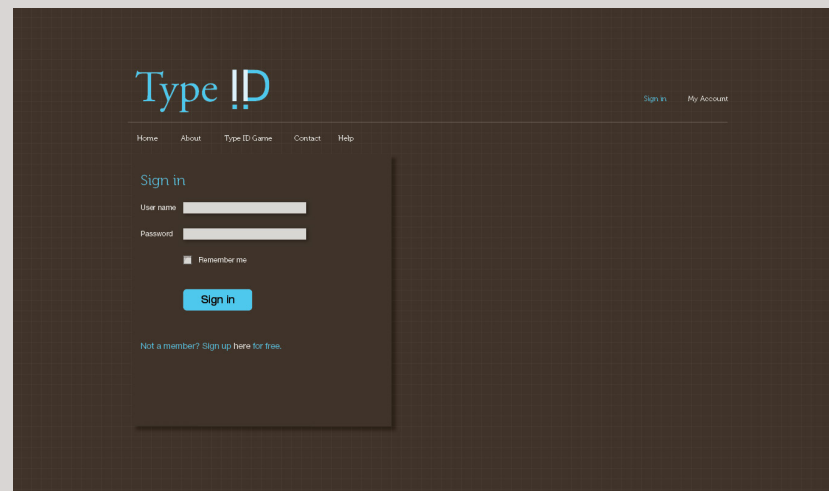
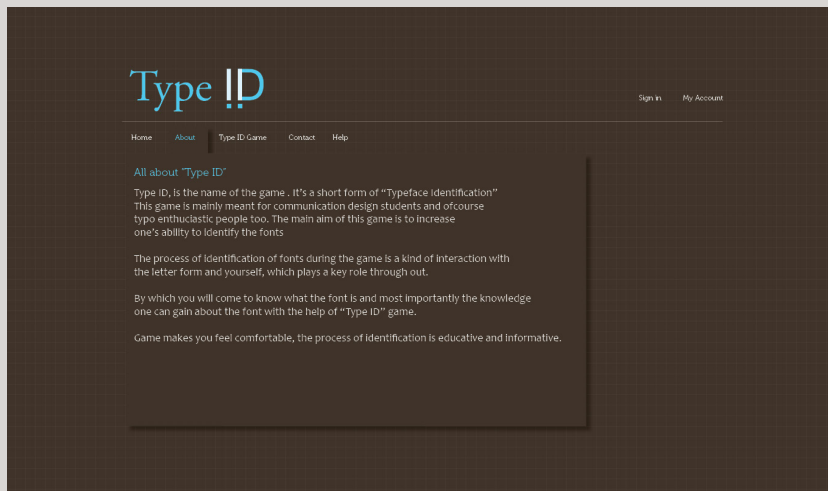
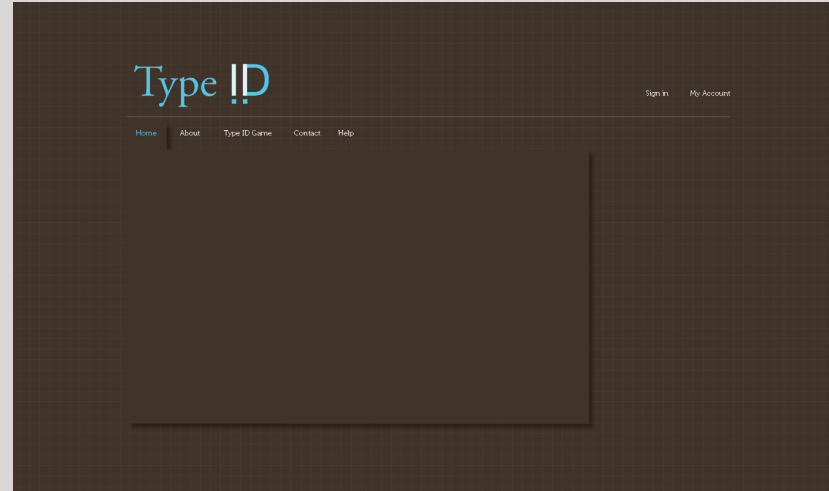
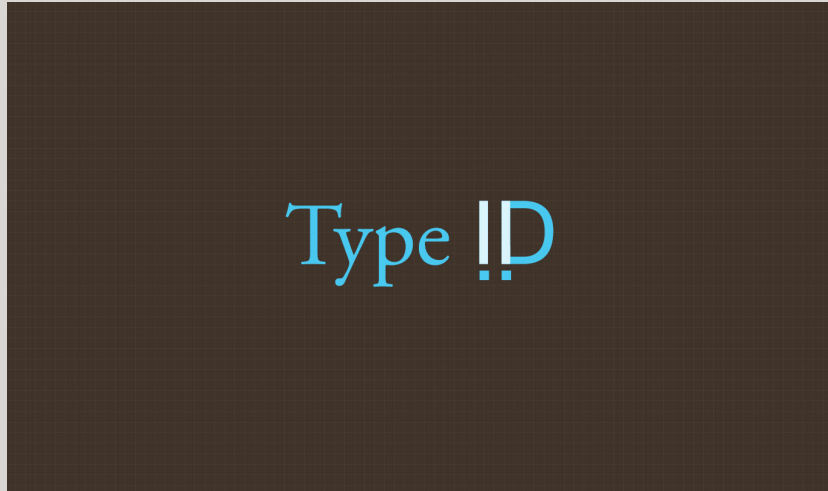
Name & Logo of the Game



“Type ID” which is derived from the line
“Typeface Identification”.

Font used for the word ‘Type’ is Adobe Garamond Pro,
because the serifs of upper case ‘T’ and
for ‘ID’ Univers LT Std.

Digitized screens of Concept 2



Type !D

Sign In My Account

Home About Type ID Game Contact Help

Rules of the game

- Choose the language of the typeface you wish to identify.
- Click on play button after choosing the language.
- You will be provided with a set of letters of certain typeface, choose the correct option from the 9 options given below the letters.

You can give 3 attempts during the process on choosing what the given font is.

If you fail to choose the correct option there comes a clue between the attempts you make that may help you out in identification of that font.

- Once you are done there comes an info page, that has the required information about the font you were trying to identify.
- You will be provided with your score at the end of each question
- Frequent player who scores best will be honoured with "Type ID" medal of the week.

Type !D

Sign In My Account

Home About Type ID Game Contact Help

Identify the font given below from the options given.

Q W R G k
a g f s e 1 2 3 4 ?

- DIN Std
- Univers
- Proxima Sans
- Frutiger
- Pragmatica
- ITC Avant Garde
- Verdana
- Myriad Pro
- Arial

Type !D

Sign In My Account

Home About Type ID Game Contact Help

Oops!... that's a wrong move!

Have a look at highlighted features of a

Layout iterations of Concept 2

Iteration 1

Type !D My Account Sign in

Identify the following font

Q a W g 1

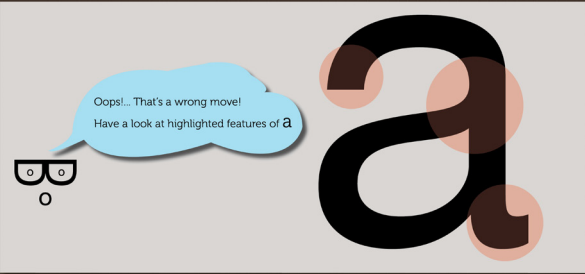
DIN Std	Frutiger	Verdana
Univers	Pragmatica	Myriad Pro
Arial	Helvetica	ITC Avant Garde

Clue 1 Clue 2 Clue 3 Clue 4 Clue 5 Score:

Rules

Type !D My Account Sign in

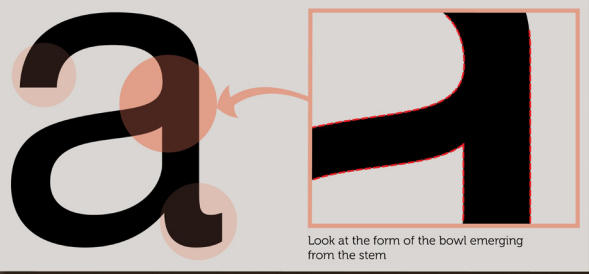
Oops!.. That's a wrong move!
Have a look at highlighted features of a



Clue 1 Clue 2 Clue 3 Clue 4 Clue 5 Score:

Rules

Type !D My Account Sign in




Look at the form of the bowl emerging from the stem

Clue 1 Clue 2 Clue 3 Clue 4 Clue 5 Score:

Rules

Type !D My Account Sign in

See how to draw the letter form a of the font



Not again..!!
Now draw the letter form through the pointers shown

Clue 1 Clue 2 Clue 3 Clue 4 Clue 5 Score:

Rules

Iteration 1

Type !D My Account Sign in

Rules

Note the difference between the **tails** of Q. See the **counter** of R and tall tool! See the difference of the cut at the end of the **terminals**. Look at the cut and the form of **bowls** emerged from **stem**.

Important info !! Look at the differences between the font given to its similar font ARIAL.

Clue 1 Clue 2 **Clue 3** Clue 4 Clue 5 Score:

Type !D My Account Sign in

Rules

Observe the final details of the font, angle of the cut shown through lines, square dot of lowercase i, shape of the **finial**.

Some more knowledge... Look at the primitives of the font.

Clue 1 Clue 2 Clue 3 **Clue 4** Clue 5 Score:

Type !D My Account Sign in

Rules

Finally the final one... Usage of the variations of font in various well known logos.

Clue 1 Clue 2 Clue 3 Clue 4 **Clue 5** Score:

Type !D My Account Sign in

Rules

Helvetica

Category: Sans Serif
Classification: Neo-grotesque Sans Serif

Designer: Max Miedinger, Eduard Hoffmann
Foundry: Haas Typefoundry
Year of release: 1957

Anatomy of font

A: Ascender X: X-height B: Baseline D: Descender

Variations of Helvetica: Helvetica Neue, Swiss 721 BT, Helvetica World

Iteration 2

Type !D Home Rules Glossary Tips Sign in

Q R W a g s 1

Arial	Verdana	Univers	DIN Std
Frutiger	Myriad Pro	Helvetica	Pragmatica

Type !D Home Rules Glossary Tips Sign in

Oops!... That's a wrong move!
Have a look at highlighted features of a

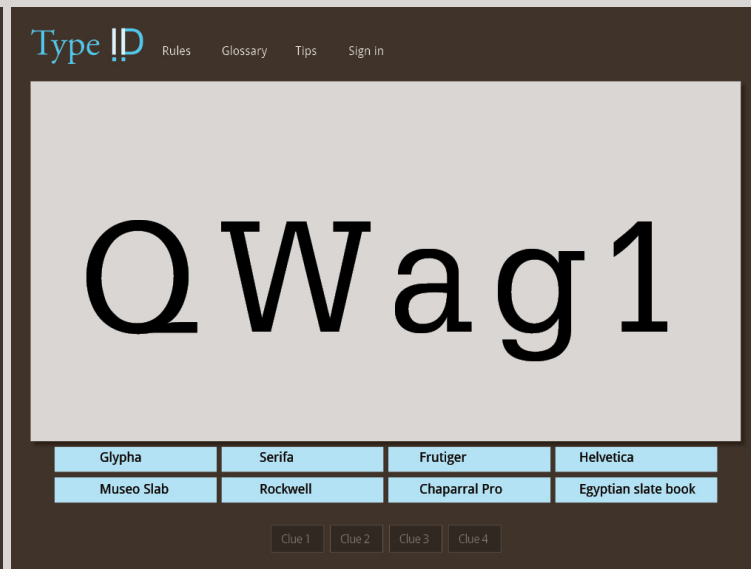
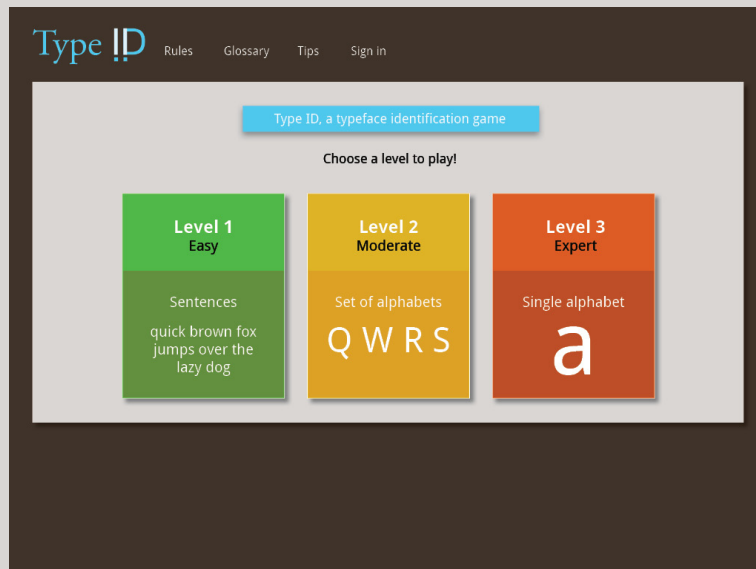
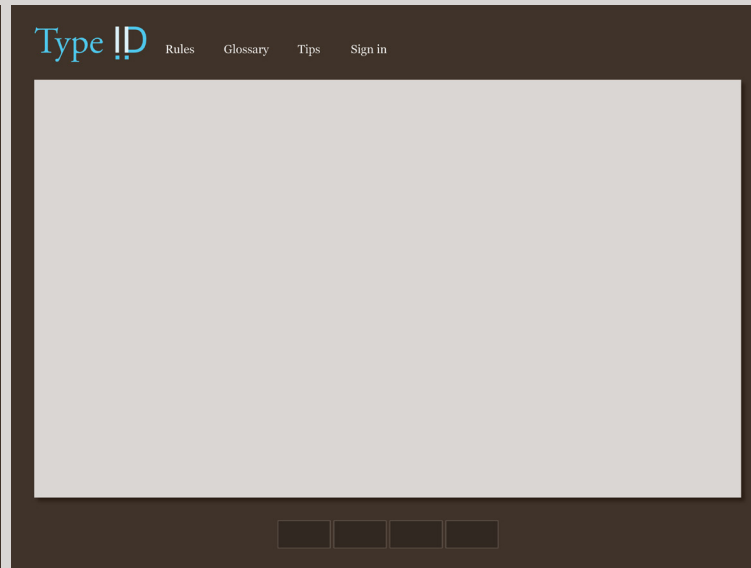
Type !D Home Rules Glossary Tips Sign in

Look at the form of the bowl emerging from the stem

Type !D Home Rules Glossary Tips Sign in

Observe the shape and angle of the cut at the end of the spur

Iteration 3



Iteration 3

Type !D Rules Glossary Tips Sign in


Q W a g 1

Glypha	Serifa	Frutiger	Helvetica
Museo Slab	Rockwell	Chaparral Pro	Egyptian slate book

Clue 1 Clue 2 Clue 3 Clue 4

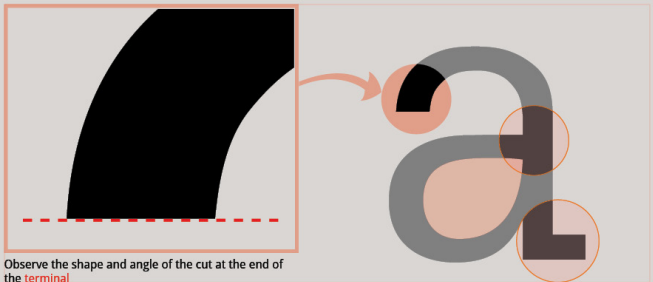
Type !D Rules Glossary Tips Sign in

Oops!... That's a wrong move!
Have a look at highlighted features of a.



Clue 1 Clue 2 Clue 3 Clue 4

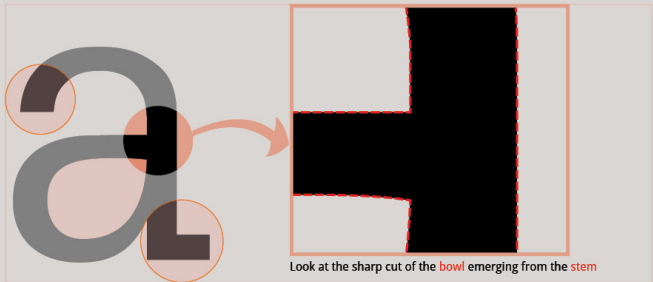
Type !D Rules Glossary Tips Sign in



Observe the shape and angle of the cut at the end of the **terminal**.

Clue 1 Clue 2 Clue 3 Clue 4

Type !D Rules Glossary Tips Sign in



Look at the sharp cut of the **bowl** emerging from the **stem**.

Clue 1 Clue 2 Clue 3 Clue 4

Type !D Rules Glossary Tips Sign in

Look at shape of the counter

Clue 1 Clue 2 Clue 3 Clue 4

Type !D Rules Glossary Tips Sign in

Look at the shape of the serif

Clue 1 Clue 2 Clue 3 Clue 4

Type !D Rules Glossary Tips Sign in

T D p f 4 *

Glypha	Serifa	Frutiger	Helvetica
Museo Slab	Rockwell	Chaparral Pro	Egyptian slate book

Clue 1 Clue 2 Clue 3 Clue 4

Type !D Rules Glossary Tips Sign in

Try again...!!
See the form of the letter R of the font

Clue 1 Clue 2 Clue 3 Clue 4

M J h r &

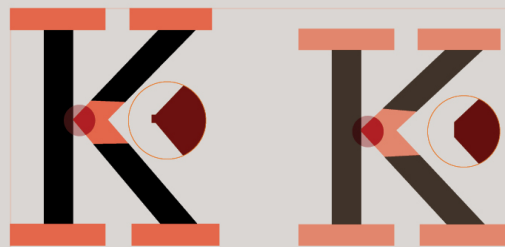
Glypha	Serifa	Frutiger	Helvetica
Museo Slab	Rockwell	Chaparral Pro	Egyptian slate book

Clue 1 Clue 2 Clue 3 Clue 4

Important info !!
Look at the differences between the font given to its similar font **SERIFA**

Note the difference between the **counters**, shape of the **spur** and **terminal**

Clue 1 Clue 2 Clue 3 Clue 4



Look at the difference between the **serifs**, also notice the difference in height of both the letter form at same **point size**

Clue 1 Clue 2 Clue 3 Clue 4



Notice the **arm** of both the lower case f's

Look at the **spine** of both the lowercase s

Clue 1 Clue 2 Clue 3 Clue 4

E B j o x 3

Glypha	Serifa	Frutiger	Helvetica
Museo Slab	Rockwell	Chaparral Pro	Egyptian slate book

Clue 1 Clue 2 Clue 3 Clue 4



Some more knowledge...
Look at the primitives of the font

R C G O O S

Observe the final details of the font, shape of the serif, counters of uppercase O and Q, tail of Q, spine of S

Clue 1 Clue 2 Clue 3 Clue 4

A K r y l ?

Glypha	Serifa	Frutiger	Helvetica
Museo Slab	Rockwell	Chaparral Pro	Egyptian slate book

Clue 1 Clue 2 Clue 3 Clue 4

Glypha

Category: Slab Serif
Classification: Clarendon

Designer: Adrian Frutiger
Foundry: Stempel type foundry
Year of release: 1977

Handgloves

A: Ascender M: Meanline X: X-height B: Baseline D: Descender

Glypha is a square-serif type that works well in both text and display applications. It is unusual for a slab serif in that the stroke weights vary slightly.

Glypha is highly legible and its relatively condensed proportions make it usable for magazine work or other projects that have space restrictions.

Final functions of the website

Type ID

Rules

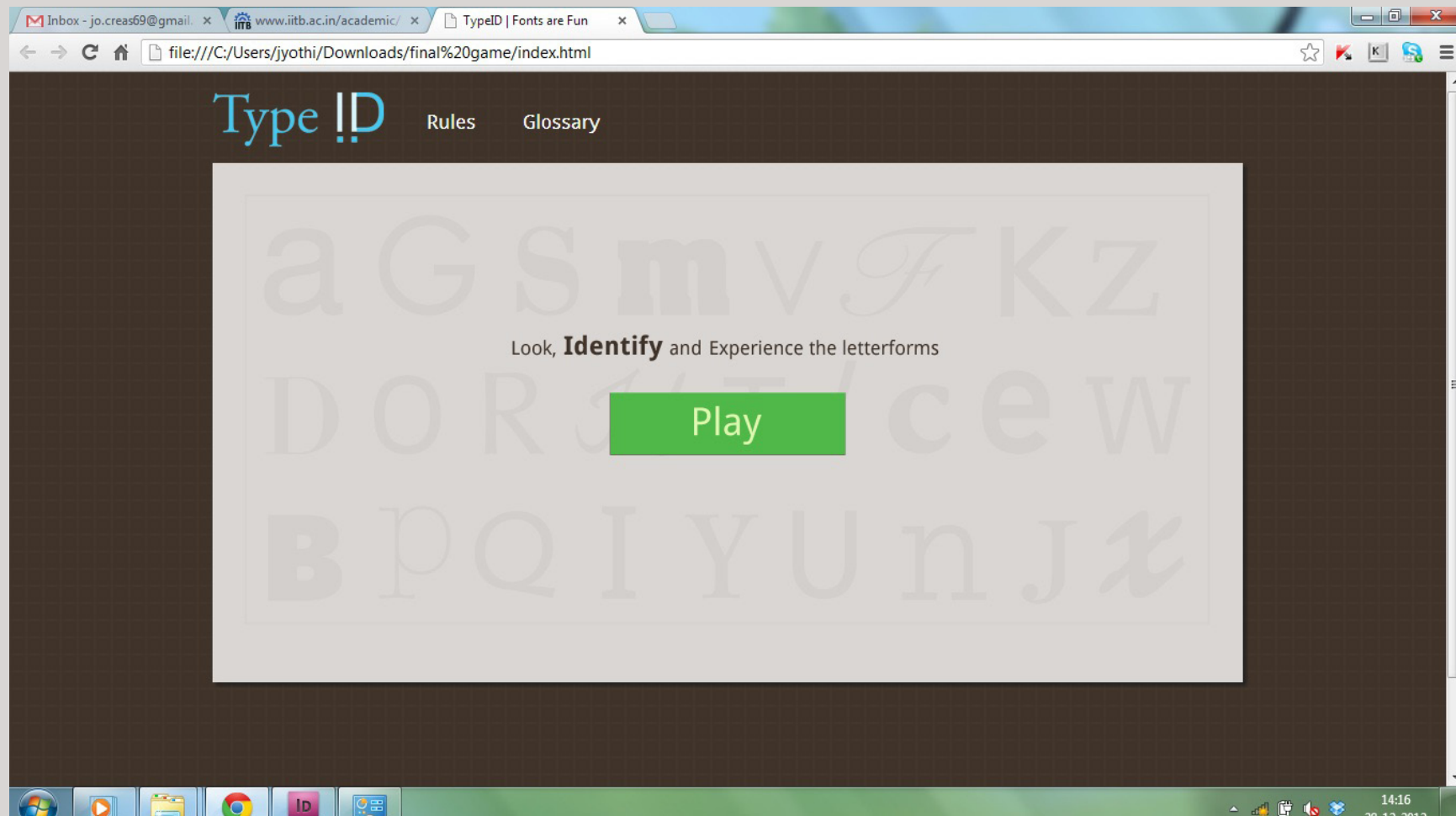
Glossary

Clue screens

Score

Final output

Screen shot of the game played online



References

1. <<http://ijg.cgpublisher.com/product/pub.154/prod.456>>
2. <<http://willikunz.com/forum/making-typography>>
3. <<http://www.articlesbase.com/graphic-design-articles/the-role-of-typography-108413.html>>
4. <<http://www.hfg-offenbach.de/index.php?nodeId=3758&pVId=946705259>>
5. <<http://www.brighthub.com/multimedia/publishing/articles/62192.aspx>>
6. <<http://www.geoff-hart.com/articles/2009/typography-101c.htm>> , accessed on 12th September 2012

7. <http://a11.cgpublisher.com/proposals/208/index_html>
8. <<http://www.dzinepress.com/2010/07/typography-and-its-immense-importance-for-your-designing/>>
9. <<http://bowfinprintworks.com/GoodFonts.html>>
10. <<http://bowfinprintworks.com/FontSpotting.html>>
11. <<http://www.myfonts.com/newsletters/cc/201208.html>>
12. <<http://www.identifont.com>>
13. <<http://www.linotype.com/171/linotypedidot.html>>

Acknowledgement

- My guide Prof. G. V. Sreekumar
- All the users
- All my friends
- Sanchit Mittal for helping me in the coding