

Design Resource

Bandhej work from Jodhpur

The Craft of Tying and Dying Textiles

by

Prashant Sharma

IDC, IIT Bombay

Source:

<http://www.dsource.in/resource/bandhej-work-jodhpur>



1. About
2. Tools
3. Bandhej Process
4. Dying Process of Two Colours
5. Markets
6. Walker Maker
7. Contact Details

Design Resource

Bandhej Work from Jodhpur

The Craft of Tying and Dying Textiles

by

Prashant Sharma

IDC, IIT Bombay

Source:

<http://www.dsource.in/resource/bandhej-work-jodhpur/about>

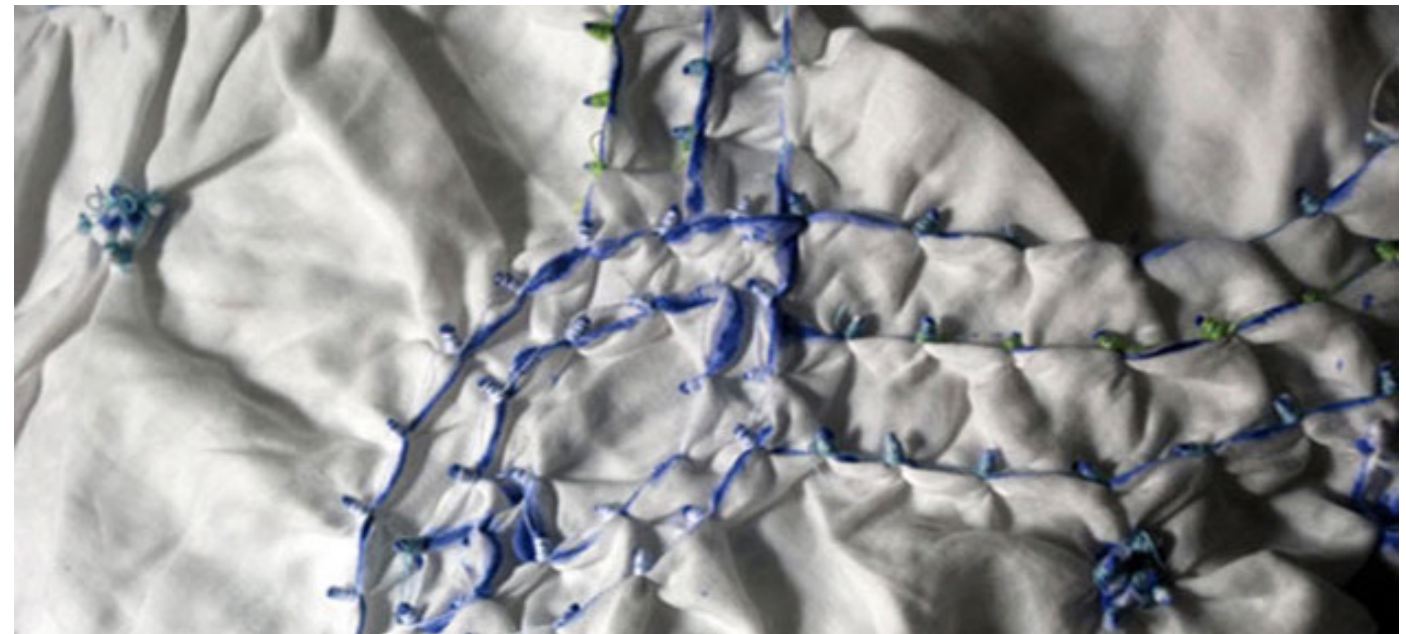
about

Jodhpur, the second largest city of Rajasthan, known for its rich culture, is a famous tourist attraction for many palaces, temples and forts. Local people in traditional dresses, streets with traditional items for sale are a common scene here. Famous Mehrangarh fort of mammoth size seems like looking over this 'Sun city'. Jodhpur bazaars have a range of items from tie & dye textiles, wooden toys, embroidered leather shoes called 'Juti', lacquer-ware, antiques, carpets and colourful puppets, clay figurines, miniature camels and elephants show-pieces, marble inlay work and classic silver jewellery.

Bandhej:

In this bright and colourful city of Rajasthan, apart from the old, huge ancient forts, which hold a history of hundreds of years, there are narrow lanes of 'Khanda-Falsa', that hold the secret of Bandhej, an old and famous process of tying and dying the cloth.

It is amusing to see the entire process, which has a whole sequence of various steps, including tying and dying. Be it marking, making colours, bleaching, everything is done with immense concentration and entirely by hand.



1. **About**
2. Tools
3. Bandhej Process
4. Dying Process of Two Colours
5. Markets
6. Walker Maker
7. Contact Details

Design Resource

Bandhej Work from Jodhpur

The Craft of Tying and Dying Textiles

by

Prashant Sharma

IDC, IIT Bombay

Source:

<http://www.dsource.in/resource/bandhej-work-jodhpur/tools>

1. About
2. **Tools**
3. Bandhej Process
4. Dying Process of Two Colours
5. Markets
6. Walker Maker
7. Contact Details

Tools

Metal stencils or 'Farmaas' are used to create designs on the piece of cloth. These stencils are generally made of metal and are used to create desired patterns according to the requirement.



Tray with a jute piece soaked in washable natural dye called 'Geru' for marking on cloth, with a grid stencil besides it.

Design Resource

Bandhej Work from Jodhpur

The Craft of Tying and Dying Textiles

by

Prashant Sharma

IDC, IIT Bombay

Source:

<http://www.dsource.in/resource/bandhej-work-jodhpur/tools>



Metal stencils for marking overall designs and around the neck of 'Kurta' (Shirt).



Stencils for marking borders.



Closer look of a metal stencil, turned blue because of another natural dye, called 'Neel', generally used in washing for whitening the clothes.



Stencil with the pattern of a flower or the sun.

1. About
2. **Tools**
3. Bandhej Process
4. Dying Process of Two Colours
5. Markets
6. Walker Maker
7. Contact Details

Design Resource

Bandhej Work from Jodhpur

The Craft of Tying and Dying Textiles


by

Prashant Sharma


IDC, IIT Bombay

Source:

<http://www.dsource.in/resource/bandhej-work-jodhpur/tools>



Basic square grid stencil.



Stencils for marking borders.

1. About
2. **Tools**
3. Bandhej Process
4. Dying Process of Two Colours
5. Markets
6. Walker Maker
7. Contact Details

Design Resource

Bandhej Work from Jodhpur

The Craft of Tying and Dying Textiles

by

Prashant Sharma

IDC, IIT Bombay

Source:

<http://www.dsource.in/resource/bandhej-work-jodhpur/bandhej-process>

Bandhej Process

a. Marking Clothes:

There are different stencils for different patterns. For example, stencils for neck, sleeves and for overalls. Washable inks like geru, Earth red, and neel, Indigo blue are used for marking.



Dipping the square grid stencil in dye tray.



Marking on a piece of cloth by using the stencil.



Impression created on the cloth.



An impression on a stole.

1. About
2. Tools
3. **Bandhej Process**
4. Dying Process of Two Colours
5. Markets
6. Walker Maker
7. Contact Details

Design Resource

Bandhej Work from Jodhpur

The Craft of Tying and Dying Textiles

by

Prashant Sharma

IDC, IIT Bombay

Source:

<http://www.dsource.in/resource/bandhej-work-jodhpur/bandhej-process>

1. About
2. Tools
3. **Bandhej Process**
4. Dying Process of Two Colours
5. Markets
6. Walker Maker
7. Contact Details

b. Sending the lot to different areas:

There are different stencils for different patterns. For example, stencils for neck, sleeves and for overalls. Washable inks like geru, Earth red, and neel, Indigo blue are used for marking.



Packing marked pieces of clothes.



Heap of packed lot for sending to different bandhej workers.

Design Resource

Bandhej Work from Jodhpur

The Craft of Tying and Dying Textiles

by

Prashant Sharma

IDC, IIT Bombay

Source:

<http://www.dsource.in/resource/bandhej-work-jodhpur/bandhej-process>

c. Largely, women are indulged in the activity of tying.



A woman tying cloth.



A woman sitting in the middle of a street and working.



Another woman tying cloth.

1. About
2. Tools
3. **Bandhej Process**
4. Dying Process of Two Colours
5. Markets
6. Walker Maker
7. Contact Details

Design Resource

Bandhej Work from Jodhpur

The Craft of Tying and Dying Textiles

by

Prashant Sharma

IDC, IIT Bombay

Source:

<http://www.dsource.in/resource/bandhej-work-jodhpur/bandhej-process>

1. About
2. Tools
3. **Bandhej Process**
4. Dying Process of Two Colours
5. Markets
6. Walker Maker
7. Contact Details

d. Tied cloth comes back to the factory:

Once the clothes are tied, it comes back to the workshop with their address mentioned on it.



Tied clothes come back to the store from different workers.



Tied clothes kept at different locations in the workshop.



Piece of cloth after the step of tying in bandhej work.



A suit length, with tied pattern of bandhej work around the neck.

Design Resource

Bandhej Work from Jodhpur

The Craft of Tying and Dying Textiles

by

Prashant Sharma

IDC, IIT Bombay

Source:

<http://www.dsource.in/resource/bandhej-work-jodhpur/dying-process-two-colours>

Dying Process of Two Colours

a. Dying white clothes:

There are different stencils for different patterns. For example, stencils for neck, sleeves and for overalls. Washable inks like geru, Earth red, and neel, Indigo blue are used for marking.



Soaked white clothes.



Dipping white clothes in green coloured water solution.



White clothes turned green.



Draining out water from the dyed clothes.

1. About
2. Tools
3. Bandhej Process
4. **Dying Process of Two Colours**
5. Markets
6. Walker Maker
7. Contact Details

Design Resource

Bandhej Work from Jodhpur

The Craft of Tying and Dying Textiles

by

Prashant Sharma

IDC, IIT Bombay

Source:

<http://www.dsource.in/resource/bandhej-work-jodhpur/dying-process-two-colours>

b. Wrapping Green coloured cloth:

There are different stencils for different patterns. For example, stencils for neck, sleeves and for overalls. Washable inks like geru, Earth red, and neel, Indigo blue are used for marking.



Putting dyed pieces of clothes in a row for wrapping.



Placing a plastic sheet over the clothes.



Wrapping around the clothes.



Bicycle tyre- tubes are used to seal the wrapping.



Wrapping the tube tightly.



Wrapped tube then tied using strips of tyre- tube.

1. About
2. Tools
3. Bandhej Process
4. **Dying Process of Two Colours**
5. Markets
6. Walker Maker
7. Contact Details

Design Resource

Bandhej Work from Jodhpur

The Craft of Tying and Dying Textiles

by

Prashant Sharma

IDC, IIT Bombay

Source:

<http://www.dsource.in/resource/bandhej-work-jodhpur/dying-process-two-colours>

c. Unwrapping cloth:



Removing the tyre-tube.



Removing the plastic sheet.



Unwrapped, dual coloured piece of cloth.

1. About
2. Tools
3. Bandhej Process
4. **Dying Process of Two Colours**
5. Markets
6. Walker Maker
7. Contact Details

Design Resource

Bandhej Work from Jodhpur

The Craft of Tying and Dying Textiles

by

Prashant Sharma

IDC, IIT Bombay

Source:

<http://www.dsource.in/resource/bandhej-work-jodhpur/dying-process-two-colours>

d. Drying clothes on terrace:

Once the clothes are tied, it comes back to the workshop with their address mentioned on it.



Removing the tyre-tube.



Removing the plastic sheet.



Unwrapped, dual coloured piece of cloth.



Tied clothes come back to the store from different workers.

1. About
2. Tools
3. Bandhej Process
4. **Dying Process of Two Colours**
5. Markets
6. Walker Maker
7. Contact Details

Design Resource

Bandhej Work from Jodhpur

The Craft of Tying and Dying Textiles

by

Prashant Sharma

IDC, IIT Bombay

Markets



Market scene



Fort Area

Source:

<http://www.dsource.in/resource/bandhej-work-jodhpur/markets>



Janta Sweets

1. About
2. Tools
3. Bandhej Process
4. Dying Process of Two Colours
5. **Markets**
 - 5.1 Market Scene
 - 5.2 Fort Area
 - 5.3 Janta Sweets
6. Walker Maker
7. Contact Details

Design Resource

Bandhej work from Jodhpur

The Craft of Tying and Dying Textiles

by

Prashant Sharma

IDC, IIT Bombay

Source:

<http://www.dsource.in/resource/bandhej-work-jodhpur/markets/market-scene>

Market scene

Sardar Bazaar is known as one of the vibrant market in Jodhpur. The famous clock tower is surrounded with shops, selling colourful bangles, suit lengths, spices and savouries stalls, vegetable shops, bamboo and wood articles and typical dyers of Jodhpur on the streets.

Ghantaghar:

Clock tower in the middle of Sardar Bazaar.



Fort view from the Sardar Bazaar.



Jewellery stalls.



Colourful bangles on display.

1. About
2. Tools
3. Bandhej Process
4. Dying Process of Two Colours
5. Markets
 - 5.1 **Market Scene**
 - 5.2 Fort Area
 - 5.3 Janta Sweets
6. Walker Maker
7. Contact Details

Design Resource

Bandhej Work from Jodhpur

The Craft of Tying and Dying Textiles

by

Prashant Sharma

IDC, IIT Bombay

Source:

<http://www.dsource.in/resource/bandhej-work-jodhpur/markets/market-scene>



Traditional Rajasthani bangle sets on display.



Spices on display.

1. About
2. Tools
3. Bandhej Process
4. Dying Process of Two Colours
5. Markets
 - 5.1 **Market Scene**
 - 5.2 Fort Area
 - 5.3 Janta Sweets
6. Walker Maker
7. Contact Details



Vegetable market behind the clock tower.



Colourful apparel stalls.

Design Resource

Bandhej Work from Jodhpur

The Craft of Tying and Dying Textiles

by

Prashant Sharma

IDC, IIT Bombay

Source:

<http://www.dsource.in/resource/bandhej-work-jodhpur/markets/market-scene>



Dyers along the roadside.



A lady tying a piece of cloth for dying.

1. About
2. Tools
3. Bandhej Process
4. Dying Process of Two Colours
5. Markets
 - 5.1 **Market Scene**
 - 5.2 Fort Area
 - 5.3 Janta Sweets
6. Walker Maker
7. Contact Details



Decorated clay pots on display.



Locally designed kitchen wares.

Design Resource

Bandhej Work from Jodhpur

The Craft of Tying and Dying Textiles

by

Prashant Sharma

IDC, IIT Bombay

Source:

<http://www.dsource.in/resource/bandhej-work-jodhpur/markets/market-scene>



A very complex mousetrap made in wire.



Bamboo and cane products' workshops along the road-side.

1. About
2. Tools
3. Bandhej Process
4. Dying Process of Two Colours
5. Markets
 - 5.1 **Market Scene**
 - 5.2 Fort Area
 - 5.3 Janta Sweets
6. Walker Maker
7. Contact Details



A lady making bamboo baskets.



A kid wearing handmade winter cap with tie and dye work on it.

Design Resource

Bandhej Work from Jodhpur

The Craft of Tying and Dying Textiles

by

Prashant Sharma

IDC, IIT Bombay

Source:

<http://www.dsource.in/resource/bandhej-work-jodhpur/markets/market-scene>



Groceries shops in narrow streets around the clock tower.



Sardar market gate, way to the fort.



Closer look of a metal stencil, turned blue because of another natural dye, called 'Neel', generally used in washing for whitening the clothes.

1. About
2. Tools
3. Bandhej Process
4. Dying Process of Two Colours
5. Markets
 - 5.1 **Market Scene**
 - 5.2 Fort Area
 - 5.3 Janta Sweets
6. Walker Maker
7. Contact Details

Design Resource

Bandhej Work from Jodhpur

The Craft of Tying and Dying Textiles

by

Prashant Sharma

IDC, IIT Bombay

Source:

<http://www.dsource.in/resource/bandhej-work-jodhpur/markets/fort-area>

Fort Area

Mehrangarh Fort:

From Sardar market gate, 15 minutes of walk through a winding road, and we reach the magnificent Mehrangarh fort; though a little tiring, because of the stony and uneven path, but certainly worth it.

It is a breathtaking view, from the top, the view of 'Blue City', so called because of the blue colour painted small houses around the fort.

This vast fort with seven gates, houses a temple and several beautiful palaces with elaborate carvings. A walk through the museum here is like taking a walk through the rich history of this fort and the city.



Fort view from the Sardar market.



Cars and camels in the parking area of the fort.

1. About
2. Tools
3. Bandhej Process
4. Dying Process of Two Colours
5. Markets
 - 5.1 Market Scene
 - 5.2 **Fort Area**
 - 5.3 Janta Sweets
6. Walker Maker
7. Contact Details

Design Resource

Bandhej Work from Jodhpur

The Craft of Tying and Dying Textiles

by

Prashant Sharma

IDC, IIT Bombay

Source:

<http://www.dsource.in/resource/bandhej-work-jodhpur/markets/fort-area>



Fort view.



Ladies relaxing at a bench inside fort area.



City view from the fort.



Folk singer with his family, inside the fort premises.

1. About
2. Tools
3. Bandhej Process
4. Dying Process of Two Colours
5. Markets
 - 5.1 Market Scene
 - 5.2 **Fort Area**
 - 5.3 Janta Sweets
6. Walker Maker
7. Contact Details

Design Resource

Bandhej Work from Jodhpur

The Craft of Tying and Dying Textiles

by

Prashant Sharma

IDC, IIT Bombay

Source:

<http://www.dsource.in/resource/bandhej-work-jodhpur/markets/fort-area>



Museum inside the fort, throne in silver.



Elephant Howdah in silver.

1. About
2. Tools
3. Bandhej Process
4. Dying Process of Two Colours
5. Markets
 - 5.1 Market Scene
 - 5.2 **Fort Area**
 - 5.3 Janta Sweets
6. Walker Maker
7. Contact Details



Elephant Howdah in silver.



Elephant Howdah in silver.

Design Resource

Bandhej Work from Jodhpur

The Craft of Tying and Dying Textiles

by

Prashant Sharma

IDC, IIT Bombay

Source:

<http://www.dsource.in/resource/bandhej-work-jodhpur/markets/fort-area>

1. About
2. Tools
3. Bandhej Process
4. Dying Process of Two Colours
5. Markets
 - 5.1 Market Scene
 - 5.2 **Fort Area**
 - 5.3 Janta Sweets
6. Walker Maker
7. Contact Details



Palanquin in wood and glass.



Dagger.



Dagger.



Carpet weights in silver metal.

Design Resource

Bandhej Work from Jodhpur

The Craft of Tying and Dying Textiles

by

Prashant Sharma

IDC, IIT Bombay

Source:

<http://www.dsource.in/resource/bandhej-work-jodhpur/markets/fort-area>




Carpet weights in bone.



An old man posing in royal style.

1. About
2. Tools
3. Bandhej Process
4. Dying Process of Two Colours
5. Markets
 - 5.1 Market Scene
 - 5.2 **Fort Area**
 - 5.3 Janta Sweets
6. Walker Maker
7. Contact Details



Colourful window panes.



King's chamber.

Design Resource

Bandhej Work from Jodhpur

The Craft of Tying and Dying Textiles

by

Prashant Sharma

IDC, IIT Bombay

Source:

<http://www.dsource.in/resource/bandhej-work-jodhpur/markets/fort-area>



Guard sitting at the gate of king's chamber.



Vulture, wandering over the fort.

1. About
2. Tools
3. Bandhej Process
4. Dying Process of Two Colours
5. Markets
 - 5.1 Market Scene
 - 5.2 **Fort Area**
 - 5.3 Janta Sweets
6. Walker Maker
7. Contact Details



Way to the topmost area of the fort.



Kids playing around.

Design Resource

Bandhej Work from Jodhpur

The Craft of Tying and Dying Textiles

by

Prashant Sharma

IDC, IIT Bombay

Source:

<http://www.dsource.in/resource/bandhej-work-jodhpur/markets/fort-area>



City view from top of the fort.



View of another fort from the top.

1. About
2. Tools
3. Bandhej Process
4. Dying Process of Two Colours
5. Markets
 - 5.1 Market Scene
 - 5.2 **Fort Area**
 - 5.3 Janta Sweets
6. Walker Maker
7. Contact Details



View of city from huge walls for the fort.



Tourists and local visitors on top of the fort.

Design Resource

Bandhej Work from Jodhpur

The Craft of Tying and Dying Textiles

by

Prashant Sharma

IDC, IIT Bombay

Source:

<http://www.dsource.in/resource/bandhej-work-jodhpur/markets/fort-area>

1. About
2. Tools
3. Bandhej Process
4. Dying Process of Two Colours
5. Markets
 - 5.1 Market Scene
 - 5.2 **Fort Area**
 - 5.3 Janta Sweets
6. Walker Maker
7. Contact Details



Mesmerising architecture of the fort.

Design Resource

Bandhej Work from Jodhpur

The Craft of Tying and Dying Textiles

by

Prashant Sharma

IDC, IIT Bombay

Source:

<http://www.dsource.in/resource/bandhej-work-jodhpur/markets/janta-sweets>

1. About
2. Tools
3. Bandhej Process
4. Dying Process of Two Colours
5. Markets
 - 5.1 Market Scene
 - 5.2 Fort Area
 - 5.3 **Janta Sweets**
6. Walker Maker
7. Contact Details

Janta Sweets

At a cross-roads towards the clock tower, a sweet shop, hard to miss because of the huge crowd outside it. Janta sweets is a very famous shop in the market, sells fast food as well as traditional sweets and savouries. From morning to evening, breakfast to midday snacks, it serves it all.

A few items which are famous and sell the most are traditional “Pyaz Kachori”, “Mava Kachori” and “Mirchi Pakoda”. Takeaway counter is crowded with people, local and tourists, standing, sitting and eating.

Crowd:



Crowd outside the Janta Sweet shop for breakfast.



Mirchi Vada on display.

Design Resource

Bandhej Work from Jodhpur

The Craft of Tying and Dying Textiles

by

Prashant Sharma

IDC, IIT Bombay

Source:

<http://www.dsource.in/resource/bandhej-work-jodhpur/markets/janta-sweets>



Mava Kachori on display.



A couple eating kachori.

1. About
2. Tools
3. Bandhej Process
4. Dying Process of Two Colours
5. Markets
 - 5.1 Market Scene
 - 5.2 Fort Area
 - 5.3 **Janta Sweets**
6. Walker Maker
7. Contact Details



Crowd at the takeaway counter.



Crowd inside the shop.

Design Resource

Bandhej Work from Jodhpur

The Craft of Tying and Dying Textiles

by

Prashant Sharma

IDC, IIT Bombay

Source:

<http://www.dsource.in/resource/bandhej-work-jodhpur/markets/janta-sweets>



A family enjoying the sweet Mava Kachori.



A local family eating outside the Janta sweets.

1. About
2. Tools
3. Bandhej Process
4. Dying Process of Two Colours
5. Markets
 - 5.1 Market Scene
 - 5.2 Fort Area
 - 5.3 **Janta Sweets**
6. Walker Maker
7. Contact Details



Takeaway counter still crowded in the evening.



Local boys posing with their Pyaz Kachori.

Design Resource

Bandhej Work from Jodhpur

The Craft of Tying and Dying Textiles

by

Prashant Sharma

IDC, IIT Bombay

Source:

<http://www.dsource.in/resource/bandhej-work-jodhpur/markets/janta-sweets>

1. About
2. Tools
3. Bandhej Process
4. Dying Process of Two Colours
5. Markets
 - 5.1 Market Scene
 - 5.2 Fort Area
 - 5.3 **Janta Sweets**
6. Walker Maker
7. Contact Details



Janta sweet house crowded in night time.

Design Resource

Bandhej Work from Jodhpur

The Craft of Tying and Dying Textiles

by


Prashant Sharma

IDC, IIT Bombay

Source:

<http://www.dsource.in/resource/bandhej-work-jodhpur/markets/janta-sweets>

Mava Kachori:



Mixture of dry fruits and sugar for filling the Mava Kachori.



Small balls are made for wrapping in dough.



Wrapping the mixture in dough balls.



Sealing the mixture in dough for deep frying.

1. About
2. Tools
3. Bandhej Process
4. Dying Process of Two Colours
5. Markets
 - 5.1 Market Scene
 - 5.2 Fort Area
 - 5.3 **Janta Sweets**
6. Walker Maker
7. Contact Details

Design Resource

Bandhej Work from Jodhpur

The Craft of Tying and Dying Textiles

by

Prashant Sharma

IDC, IIT Bombay

Source:

<http://www.dsource.in/resource/bandhej-work-jodhpur/markets/janta-sweets>



Deep frying the dumplings.

1. About
2. Tools
3. Bandhej Process
4. Dying Process of Two Colours
5. Markets
 - 5.1 Market Scene
 - 5.2 Fort Area
 - 5.3 **Janta Sweets**
6. Walker Maker
7. Contact Details

Design Resource

Bandhej Work from Jodhpur

The Craft of Tying and Dying Textiles

by

Prashant Sharma

IDC, IIT Bombay

Source:

<http://www.dsource.in/resource/bandhej-work-jodhpur/markets/janta-sweets>

Pyaz Kachori:



Preparing stuffing of onion with mashed potatoes and spices.



Making small lumps of dough to be stuffed.



Filling the dough lumps with onion and potato mash.



Shaping the stuffed dough into small disk shape for deep frying.

1. About
2. Tools
3. Bandhej Process
4. Dying Process of Two Colours
5. Markets
 - 5.1 Market Scene
 - 5.2 Fort Area
 - 5.3 **Janta Sweets**
6. Walker Maker
7. Contact Details

Design Resource

Bandhej Work from Jodhpur

The Craft of Tying and Dying Textiles

by

Prashant Sharma

IDC, IIT Bombay

Source:

<http://www.dsource.in/resource/bandhej-work-jodhpur/markets/janta-sweets>



Deep frying the Kachori in hot vegetable oil.

1. About
2. Tools
3. Bandhej Process
4. Dying Process of Two Colours
5. Markets
 - 5.1 Market Scene
 - 5.2 Fort Area
 - 5.3 **Janta Sweets**
6. Walker Maker
7. Contact Details

Design Resource

Bandhej Work from Jodhpur

The Craft of Tying and Dying Textiles

by

Prashant Sharma

IDC, IIT Bombay

Source:

<http://www.dsource.in/resource/bandhej-work-jodhpur/markets/janta-sweets>

Mirchi Vada:



Wrapping long green chillies in potato mix.



Chillies covered with potato mix.



Deep frying batter dipped chillies in hot oil. View of city from huge walls for the fort.

1. About
2. Tools
3. Bandhej Process
4. Dying Process of Two Colours
5. Markets
 - 5.1 Market Scene
 - 5.2 Fort Area
 - 5.3 **Janta Sweets**
6. Walker Maker
7. Contact Details

Design Resource

Bandhej Work from Jodhpur

The Craft of Tying and Dying Textiles

by

Prashant Sharma

IDC, IIT Bombay

Source:

<http://www.dsource.in/resource/bandhej-work-jodhpur/walker-maker>

1. About
2. Tools
3. Bandhej Process
4. Dying Process of Two Colours
5. Markets
6. **Walker Maker**
7. Contact Details

Walker Maker

Traditional wooden toy that helps a toddler learn walking. The Sardar Market gate directs, up towards the Meh-rangarh fort. On the way up, wooden toys makers and other antique shops can be seen. Rajesh has a shop where he makes and sells wooden walkers. It costs around 120 Rupees and the making time is around 20-30 minutes.



Rajesh working in his workshop, making walkers for toddlers.



Levelling wood pieces to the desired length.

Design Resource

Bandhej Work from Jodhpur

The Craft of Tying and Dying Textiles

by

Prashant Sharma

IDC, IIT Bombay

Source:

<http://www.dsource.in/resource/bandhej-work-jodhpur/walker-maker>



Parts of the final assemblage. 16"x2", 18"x2", 14" and 24" for the slant.



Rounding the edges of the wooden pieces.

1. About
2. Tools
3. Bandhej Process
4. Dying Process of Two Colours
5. Markets
6. **Walker Maker**
7. Contact Details



Making hole for joining the pieces.



Putting the pieces together.

Design Resource

Bandhej Work from Jodhpur

The Craft of Tying and Dying Textiles

by

Prashant Sharma

IDC, IIT Bombay

Source:

<http://www.dsource.in/resource/bandhej-work-jodhpur/walker-maker>

1. About
2. Tools
3. Bandhej Process
4. Dying Process of Two Colours
5. Markets
6. **Walker Maker**
7. Contact Details



18 inches vertical pieces joint with 16 inches horizontal pieces.



Putting the 14 inches piece at the base.



Slicing the tip of 24 inches piece at a 45 degree angle.



Fixing the sliced end to the base.

Design Resource

Bandhej Work from Jodhpur

The Craft of Tying and Dying Textiles

by

Prashant Sharma

IDC, IIT Bombay

Source:

<http://www.dsource.in/resource/bandhej-work-jodhpur/walker-maker>

1. About
2. Tools
3. Bandhej Process
4. Dying Process of Two Colours
5. Markets
6. **Walker Maker**
7. Contact Details



Finally fixing the other end of the piece to the top portion of the structure.



Fixing a wooden wheel, approximately 4 inches in diameter, between the slit of the base using a nail.



The nail is then bent to prevent the wheel from slipping out.



Using a washer for a better support.

Design Resource

Bandhej Work from Jodhpur

The Craft of Tying and Dying Textiles

by

Prashant Sharma

IDC, IIT Bombay

Source:

<http://www.dsource.in/resource/bandhej-work-jodhpur/walker-maker>



Fixing the wheel on the sides of the walker.



Rajesh shows off a complete walker.

1. About
2. Tools
3. Bandhej Process
4. Dying Process of Two Colours
5. Markets
6. **Walker Maker**
7. Contact Details



A kid standing with the support of the walker.

Design Resource

Bandhej Work from Jodhpur

The Craft of Tying and Dying Textiles

by

Prashant Sharma

IDC, IIT Bombay

Source:

<http://www.dsource.in/resource/bandhej-work-jodhpur/contact-details>

Contact Details

This documentation was done by Prashant Sharma at **IDC, IIT Bombay**.

You can get in touch with him at [prashant.funks\[at\]gmail.com](mailto:prashant.funks[at]gmail.com)

You could write to the following address regarding suggestions and clarifications:

Helpdesk Details:

Co-ordinator

Project e-kalpa

Industrial Design Centre

IIT Bombay

Powai

Mumbai 4000 076

India

Phone: 091-22-25767820/ 7801/ 7802

Fax: 091-22-25767803

Email: [dsource.in\[at\]gmail.com](mailto:dsource.in[at]gmail.com)

1. About
2. Tools
3. Bandhej Process
4. Dying Process of Two Colours
5. Markets
6. Walker Maker
7. **Contact Details**