

Design Resource

Carpet Weaving - Warangal, Telangana

Making of Durries

by

Prof. Bibhudutta Baral, Divyadarshan C. S. and

Rohit C.

NID Campus, Bengaluru

Source:

<http://www.dsource.in/resource/carpet-weaving-warangal-telangana>



1. Introduction
2. Tools and Raw Materials
3. Making Process
4. Products
5. Contact Details

Design Resource

Carpet Weaving - Warangal, Telangana

Making of Durries

by

Prof. Bibhudutta Baral, Divyadarshan C. S. and Rohit C.

NID Campus, Bengaluru

Source:

<http://www.dsource.in/resource/carpet-weaving-warangal-telangana/introduction>

Introduction

Located in the southern region of India, in the state of Telangana, Warangal carpets are pride of the region. The metropolitan city of Warangal is a combination of three cities – Warangal, Kazipet and Hanamkonda, locally called as Ekasila Nagaram in Telugu language.

The history of Warangal carpets dates back to the Mughal era, when the Mughal army came down to south in Deccan region of India, an army comprising of artists and craftsmen started making carpets and sooner the local people had accepted it as their part of regular income. This was due to abundant availability of cotton locally and around the city of Warangal. The craft has never faced the shortage of materials at any point of time.

Warangal Carpets is an established industry in the state of Telangana, with a large community of skilled laborers and artisans for both dyeing the yarn to weave. There are typically three types / purpose of carpets are made in Warangal, one being called as jainamaaz / musallah or a prayer rugs used by Muslim community for praying daily, which has tombs and pillars known as “Minars” of their religious beliefs will be woven in an interesting geometric format with eye catching color combination, which are inspired by the local flora and fauna, it is truly divine to use it for the prayer and to have a touch and feel of it. These prayer carpets are still used by the Muslim community for praying in mosque or in home. The second type of the carpet being block printed, these are used in decorating home and as a lifestyle product. Generally artisan makes a plane or off white blanket and then it is printed with blocks of required designs. The block prints are generally inspired by Persian style of carpet with rich and royal motifs pattern on it. And the third type being original to the region, containing geometric flat patterns of various dimensions and gorgeously planned color schemes inspired by the local flora fauna, Mughal structures, daily life and distinctive occupations in which the local people are involved, like agriculture, handicraft etc. These motifs are angular in motion with very precise geometric design having horizontal directions. These are locally called as jamkhanas or shatranjis and are used during guest's arrival in home, marriages, special ceremonies etc. These carpets are a way of welcoming and respecting guests for them to sit on it which plays a very important role in Indian cultural and social aspects. Usually these carpets are made in indigo and red colors and design motifs are done in a much neutral colours to break the visual barrier of being monotonous in nature. The weavers here belong to Padmasali community and weaving is their hereditary occupation. There is either a pit loom or framed loom used to get the job done. Many weavers are linked with cooperative societies to maintain a steady flow of income, and few weave independently. The size of the carpet can range from smallest of up to 1.5 / 2 feet to highest of 9 / 12 feet and above.

1. Introduction
2. Tools and Raw Materials
3. Making Process
4. Products
5. Contact Details

Design Resource

Carpet Weaving - Warangal, Telangana

Making of Durries

by

Prof. Bibhudutta Baral, Divyadarshan C. S. and

Rohit C.

NID Campus, Bengaluru

Source:

<http://www.dsource.in/resource/carpet-weaving-warangal-telangana/introduction>

1. Introduction

2. Tools and Raw Materials

3. Making Process

4. Products

5. Contact Details



Artisan picking up thread bundles to be washed, from a lot of thread bundles.



Thread bundles being dyed with bright colored dyes.



Artisan hanging the dyed bundles on a pole in exterior, for it to dry naturally.

Design Resource

Carpet Weaving - Warangal, Telangana

Making of Durries

by

Prof. Bibhudutta Baral, Divyadarshan C. S. and

Rohit C.

NID Campus, Bengaluru

Source:

<http://www.dsource.in/resource/carpet-weaving-warangal-telangana/introduction>

1. **Introduction**
2. Tools and Raw Materials
3. Making Process
4. Products
5. Contact Details



A typical pit loom used by the artisans to weave the fabric.

Design Resource

Carpet Weaving - Warangal, Telangana

Making of Durries

by

Prof. Bibhudutta Baral, Divyadarshan C. S. and

Rohit C.

NID Campus, Bengaluru

Source:

<http://www.dsource.in/resource/carpet-weaving-warangal-telangana/introduction>

1. Introduction

2. Tools and Raw Materials

3. Making Process

4. Products

5. Contact Details



Artisan weaving the carpet with carefully planned design patterns.



Artisan displaying a completed carpet, with its signature geometric designs.



Image displaying a family of artisan involved in dyeing the threads used in carpet weaving.

Design Resource

Carpet Weaving - Warangal, Telangana

Making of Durries

by

Prof. Bibhudutta Baral, Divyadarshan C. S. and

Rohit C.

NID Campus, Bengaluru

Source:

<http://www.dsource.in/resource/carpet-weaving-warangal-telangana/tools-and-raw-materials>

Tools and Raw Materials

The tools and raw materials that are used for carpet weaving are:

- **Raw Cotton Thread Bundles:** Cotton yarn, which comes in the lot is a primary raw material used for making Warangal carpets, it is used as it is, in few occasions or is generally dyed before making it into a carpet.
- **Shuttle:** Shuttle along with pirn is used in horizontal weaving in hand operated loom machines, it is made out of wood is conical in shape from both the sides, which helps it to glide smoothly.
- **Dyeing Vessel:** A dyeing vessel is used along with an attached wood fired chimney to heat the water inside it, for the dyeing process.
- **Warping Frame:** Warping frame is used to make a bundle of parallel threads, which can be transferred to the loom, to start the weaving process.
- **“T” Shaped Pole:** This pole is used for stacking up the wet thread bundles and twisting them to remove excess water.
- **Dye:** Chemical dye is used in dyeing of cotton yarns, of varying grades and colors.
- **Pit Loom:** A pit loom is used for weaving the carpet, which will be at ground level and is basically pedal and hand operated.
- **Brush:** Brush is used to segregate the warping thread bundles, from time to time, so that it does not get tangled during the weaving process.

1. Introduction

2. **Tools and Raw Materials**

3. Making Process

4. Products

5. Contact Details

Design Resource

Carpet Weaving - Warangal, Telangana

Making of Durries

by

Prof. Bibhudutta Baral, Divyadarshan C. S. and

Rohit C.

NID Campus, Bengaluru

Source:

<http://www.dsource.in/resource/carpet-weaving-warangal-telangana/tools-and-raw-materials>

1. Introduction
2. **Tools and Raw Materials**
3. Making Process
4. Products
5. Contact Details



Bundle of cotton thread bought-out item.

Design Resource

Carpet Weaving - Warangal, Telangana

Making of Durries

by

Prof. Bibhudutta Baral, Divyadarshan C. S. and

Rohit C.

NID Campus, Bengaluru

Source:

<http://www.dsource.in/resource/carpet-weaving-warangal-telangana/tools-and-raw-materials>

1. Introduction

2. **Tools and Raw Materials**

3. Making Process

4. Products

5. Contact Details



A pirn, which goes inside shuttle, used for horizontal weaving.



Warping beam used to make vertical bundle of thread lines, parallel to each other.

Design Resource

Carpet Weaving - Warangal, Telangana

Making of Durries

by

Prof. Bibhudutta Baral, Divyadarshan C. S. and

Rohit C.

NID Campus, Bengaluru


Source:

<http://www.dsource.in/resource/carpet-weaving-warangal-telangana/tools-and-raw-materials>

1. Introduction
2. Tools and Raw Materials
3. Making Process
4. Products
5. Contact Details



A wood fired metal vessel in which, water is heated, which is used in dyeing process.



A barrel containing chemical dye powder, used to color / dye reels of threads.

Design Resource

Carpet Weaving - Warangal, Telangana

Making of Durries

by

Prof. Bibhudutta Baral, Divyadarshan C. S. and

Rohit C.

NID Campus, Bengaluru

Source:

<http://www.dsource.in/resource/carpet-weaving-warangal-telangana/tools-and-raw-materials>

1. Introduction

2. **Tools and Raw Materials**

3. Making Process

4. Products

5. Contact Details



A "T" shaped pole, onto which bundles are stacked and twisted, to remove excess water.



A wheel used in warping process, to unwind the thread bundles onto a bamboo frame.



A typical pit loom used for weaving, by the artisans.

Design Resource

Carpet Weaving - Warangal, Telangana

Making of Durries

by

Prof. Bibhudutta Baral, Divyadarshan C. S. and

Rohit C.

NID Campus, Bengaluru

Source:

<http://www.dsource.in/resource/carpet-weaving-warangal-telangana/tools-and-raw-materials>

1. Introduction
2. **Tools and Raw Materials**
3. Making Process
4. Products
5. Contact Details



A bamboo frame onto which the bundles of threads are winded after dyeing.

Design Resource

Carpet Weaving - Warangal, Telangana

Making of Durries

by

Prof. Bibhudutta Baral, Divyadarshan C. S. and

Rohit C.

NID Campus, Bengaluru

Source:

<http://www.dsource.in/resource/carpet-weaving-warangal-telangana/tools-and-raw-materials>

1. Introduction

2. **Tools and Raw Materials**

3. Making Process

4. Products

5. Contact Details



Large sized shuttles used In horizontal weaving, in which pirns (thread reels) are loaded.



A large sized brush, used to align or water the carpet's vertical lines of thread, time to time for better grip and finish.

Design Resource

Carpet Weaving - Warangal, Telangana

Making of Durries

by

Prof. Bibhudutta Baral, Divyadarshan C. S. and

Rohit C.

NID Campus, Bengaluru

Source:

<http://www.dsource.in/resource/carpet-weaving-warangal-telangana/tools-and-raw-materials>

1. Introduction

2. **Tools and Raw Materials**

3. Making Process

4. Products

5. Contact Details



Image showing dye powder and a measure to help artisan measure the amount of dye to be used for particular quantity.



A dye mixed with water for easy dissolving.

Design Resource

Carpet Weaving - Warangal, Telangana

Making of Durries

by

Prof. Bibhudutta Baral, Divyadarshan C. S. and Rohit C.

NID Campus, Bengaluru

Source:

<http://www.dsource.in/resource/carpet-weaving-warangal-telangana/making-process>

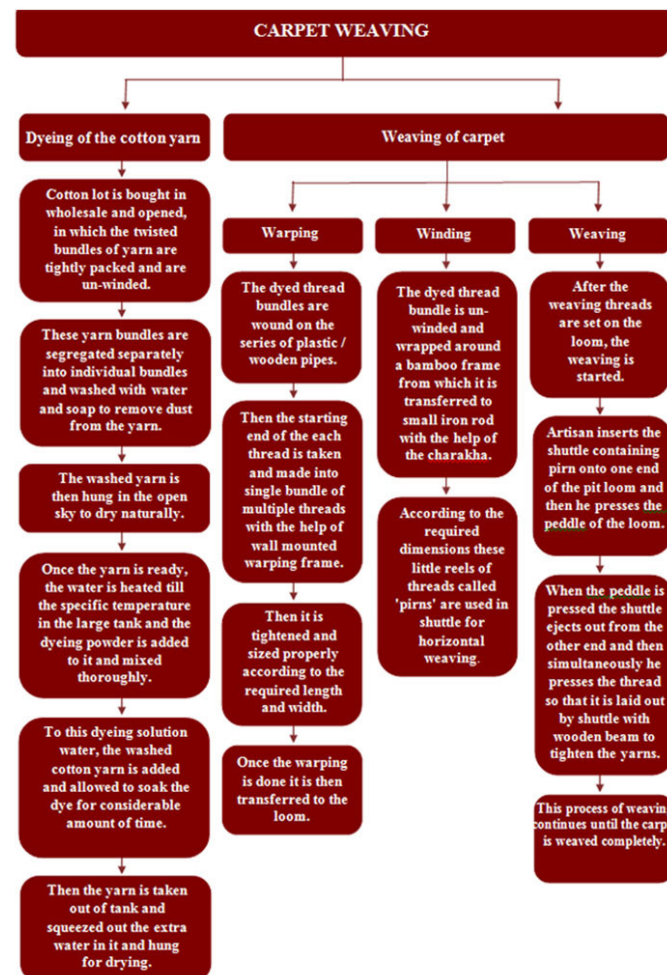
Making Process



Dyeing



Weaving



1. Introduction

2. Tools and Raw Materials

3. Making Process

3.1. Dyeing

3.2. Weaving

4. Products

5. Contact Details

Design Resource

Carpet Weaving - Warangal, Telangana

Making of Durries

by

Prof. Bibhudutta Baral, Divyadarshan C. S. and Rohit C.

NID Campus, Bengaluru

Source:

<http://www.dsource.in/resource/carpet-weaving-warangal-telangana/making-process/dyeing>

Dyeing

Dyeing of Cotton Yarn:

The required cotton yarn is bought in wholesale from the nearby region, cotton is grown locally and is in abundance, hence the carpet industry in Warangal never fall of shortage on cotton.

After the cotton is bought, the lot is opened, which contains yarn bundles twisted and packed tightly, it is un-winded and are segregated separately into individual bundles and is washed thoroughly with the mixture of soap and water, to remove grease, dust or any foreign particles from the yarn, which may cause imperfection in the carpet. The washed yarn is then hung in the open sky for it to dry naturally.

Once the yarn is ready, workers heat the water in the wood fire operated large chimney, in a large rectangular tank, once it's reached specific temperature, they add either natural or chemical dye powder to it, and it is mixed thoroughly to ensure a proper mixing throughout the tank, then the washed cotton yarn is added to the dye solution water and it is let to soak the dye for a considerable amount of time and then it is taken out of the tank, so that the extra water can be squeezed out and then the colored yarn is finally put to dry.



Artisan opens the lot, containing bundles of cotton threads.

1. Introduction
2. Tools and Raw Materials
3. Making Process
 - 3.1. **Dyeing**
 - 3.2. Weaving
4. Products
5. Contact Details

Design Resource

Carpet Weaving - Warangal, Telangana

Making of Durries

by

Prof. Bibhudutta Baral, Divyadarshan C. S. and Rohit C.

NID Campus, Bengaluru

Source:

<http://www.dsource.in/resource/carpet-weaving-warangal-telangana/making-process/dyeing>

1. Introduction
2. Tools and Raw Materials
3. Making Process
 - 3.1. **Dyeing**
 - 3.2. Weaving
4. Products
5. Contact Details



He then segregates each bundles individually, ensuring no twisting between any other bundles.



In a barrel, artisan pours water and liquid soap and the thread bundles, which he has recently removed.



He then washes them thoroughly by stamping them with legs, so as to remove any impurities, such as starch, dust etc.

Design Resource

Carpet Weaving - Warangal, Telangana

Making of Durries

by

Prof. Bibhudutta Baral, Divyadarshan C. S. and Rohit C.

NID Campus, Bengaluru

Source:

<http://www.dsource.in/resource/carpet-weaving-warangal-telangana/making-process/dyeing>

1. Introduction
2. Tools and Raw Materials
3. Making Process
 - 3.1. **Dyeing**
 - 3.2. Weaving
4. Products
5. Contact Details



He then takes out the washed bundles out from the barrel.



Artisan then squeezes out excess water and removes all the windings occurred during washing.



It is then let to dry naturally.



Artisan measures the amount of dye powder to be used with the specific quantity of raw material.

Design Resource

Carpet Weaving - Warangal, Telangana

Making of Durries

by

Prof. Bibhudutta Baral, Divyadarshan C. S. and Rohit C.

NID Campus, Bengaluru

Source:

<http://www.dsource.in/resource/carpet-weaving-warangal-telangana/making-process/dyeing>



He then mixes it with water and pours in the hot dyeing tub.



Once the water reaches a specific temperature, artisan pours in the washed cotton thread bundles, and let it soak the dye for a while.



It is then removed from the tub with the help of a stick.

1. Introduction
2. Tools and Raw Materials
3. Making Process
 - 3.1. **Dyeing**
 - 3.2. Weaving
4. Products
5. Contact Details

Design Resource

Carpet Weaving - Warangal, Telangana

Making of Durries

by

Prof. Bibhudutta Baral, Divyadarshan C. S. and

Rohit C.

NID Campus, Bengaluru

Source:

<http://www.dsource.in/resource/carpet-weaving-warangal-telangana/making-process/dyeing>

1. Introduction

2. Tools and Raw Materials

3. Making Process

3.1. **Dyeing**

3.2. Weaving

4. Products

5. Contact Details



And is hung on a hangs, above the hot tub.



It is finally squeezed to remove excess water.

Design Resource

Carpet Weaving - Warangal, Telangana

Making of Durries

by

Prof. Bibhudutta Baral, Divyadarshan C. S. and

Rohit C.

NID Campus, Bengaluru

Source:

<http://www.dsource.in/resource/carpet-weaving-warangal-telangana/making-process/dyeing>

1. Introduction
2. Tools and Raw Materials
3. Making Process
 - 3.1. **Dyeing**
 - 3.2. Weaving
4. Products
5. Contact Details



And is put to dry for a last time for it to dry naturally.

Design Resource

Carpet Weaving - Warangal, Telangana

Making of Durries

by

Prof. Bibhudutta Baral, Divyadarshan C. S. and Rohit C.

NID Campus, Bengaluru

Source:

<http://www.dsource.in/resource/carpet-weaving-warangal-telangana/making-process/weaving>

Weaving

Weaving of Carpet:

weaving of Warangal carpet is quiet similar to that of handloom weaving of clothes traditionally and incorporates three important steps, namely, warping, winding and the final weaving of Carpet.

Warping

In warping, the dyed or white thread bundles are winded onto a plastic or wooden pipe collecting a series of pipes with thread winded on it, then the starting end of each thread is taken and is made into a single bundle of multiple threads, with the help of a wall mounted warping frame, it is then tightened and sized properly according to required length, the number of threads to be taken depends directly upon the width of carpet required, once the warping is done it is then transferred to the loom.

Winding

In winding the dyed thread bundle is un-winded and is wrapped around an bamboo frame from which it is again transferred to a small iron rod with the help of charkha, according to the required dimensions these little reels of threads will be used in shuttles, which is used in horizontal weaving, and the bundle is called as “pirn”.

Weaving

In Warangal carpet weaving, generally pit looms are used (peddle and hand operated), as it can be set up in the back yard and artisans can work from their own place, after the warping threads are set on to the loom, the weaving is started, usually the horizontal lines and vertical lines of threads will be of different shades or of same shades, depending upon the requirement. Artisan inserts the shuttle containing pirn onto one end of the loom and then he presses the peddle when it ejects out of the second end, and he also simultaneously presses the thread which is laid out by shuttle with the hand operated wooden beam, such that it tightens closely, he repeats the process until the carpet is finished till the other end.

1. Introduction

2. Tools and Raw Materials

3. Making Process

3.1. Dyeing

3.2. Weaving

4. Products

5. Contact Details

Design Resource

Carpet Weaving - Warangal, Telangana

Making of Durries

by

Prof. Bibhudutta Baral, Divyadarshan C. S. and

Rohit C.

NID Campus, Bengaluru

Source:

<http://www.dsource.in/resource/carpet-weaving-warangal-telangana/making-process/weaving>

1. Introduction
2. Tools and Raw Materials
3. Making Process
 - 3.1. Dyeing
 - 3.2. **Weaving**
4. Products
5. Contact Details



The dyed thread bundle, which is dried is put to a wheel where it is un - winded on to a bamboo frame.



Image showing a close up of pirn being made.



From the bamboo frame it is then transferred onto a pirn (small reel of thread, which goes into the shuttle).

Design Resource

Carpet Weaving - Warangal, Telangana

Making of Durries

by

Prof. Bibhudutta Baral, Divyadarshan C. S. and Rohit C.

NID Campus, Bengaluru

Source:

<http://www.dsource.in/resource/carpet-weaving-warangal-telangana/making-process/weaving>

1. Introduction
2. Tools and Raw Materials
3. Making Process
 - 3.1. Dyeing
 - 3.2. **Weaving**
4. Products
5. Contact Details




A typical pirn reels which goes into the shuttle, which helps in horizontal weaving.



An artisan unwinding the thread bundle on a plastic pipe to make warping process.



Image showing warping frame, framed onto a wall, where numerous thread are placed parallel to each other for vertical lines of thread to be placed on a loom's beam.



An artisan placing the thread reels on the warping frame (continues lengths of numerous threads together).

Design Resource

Carpet Weaving - Warangal, Telangana

Making of Durries

by

Prof. Bibhudutta Baral, Divyadarshan C. S. and

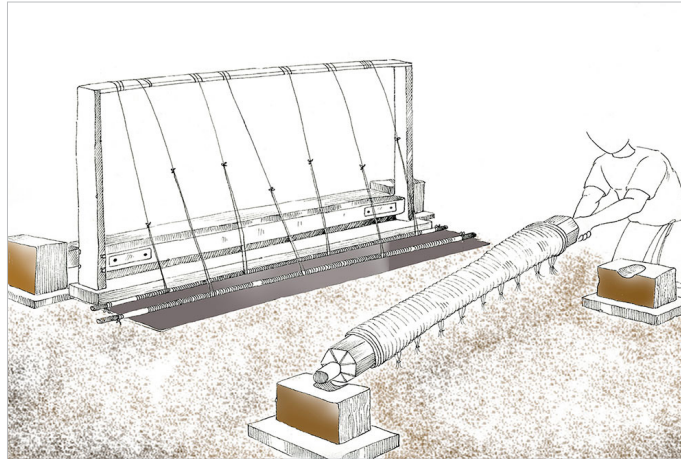
Rohit C.

NID Campus, Bengaluru

Source:

<http://www.dsource.in/resource/carpet-weaving-warangal-telangana/making-process/weaving>


1. Introduction
2. Tools and Raw Materials
3. Making Process
 - 3.1. Dyeing
 - 3.2. **Weaving**
4. Products
5. Contact Details



It is then transferred onto the loom, to start the weaving process.



Artisan places the pirn inside the shuttle, and takes an amount of kerosene oil on a cloth piece.



He then brushes the kerosene on shuttle exterior, so that it glides smoothly.



Artisan carefully counts the number of threads to be left and to put the shuttle, for perfect design pattern.

Design Resource

Carpet Weaving - Warangal, Telangana

Making of Durries

by

Prof. Bibhudutta Baral, Divyadarshan C. S. and

Rohit C.

NID Campus, Bengaluru

Source:

<http://www.dsource.in/resource/carpet-weaving-warangal-telangana/making-process/weaving>

1. Introduction
2. Tools and Raw Materials
3. Making Process
 - 3.1. Dyeing
 - 3.2. **Weaving**
4. Products
5. Contact Details



Artisan aligns each thread carefully, laid by the shuttle.



It is then pressed by the beam lad with the help of two artisans, as it is a large carpet.



Artisan rolls the cloth as it is finished inch by inch with the help of a steel rod.



Artisans displaying the finished piece of a large carpet, generally used during special occasions.

Design Resource

Carpet Weaving - Warangal, Telangana

Making of Durries

by

Prof. Bibhudutta Baral, Divyadarshan C. S. and Rohit C.

NID Campus, Bengaluru

Source:

<http://www.dsource.in/resource/carpet-weaving-warangal-telangana/products>

1. Introduction
2. Tools and Raw Materials
3. Making Process
4. **Products**
5. Contact Details

Products

Carpets:

The main and highlighted product of Warangal is a carpet, with interesting geometric shaped designs, usually these carpets are used in marriages, functions and in homes, to welcome guests.

Praying Mat:

Praying mats are generally used by Muslim community locally, to perform the ritual of their daily pray called "Namaz" in mosque or in home, these mats comes with geometric patterns of tombs, meenars (Pillars of Mughal style of structures), to resemble their culture.



A door mat, with monument depicted on it In the form of basic geometric design.

Design Resource

Carpet Weaving - Warangal, Telangana

Making of Durries

by

Prof. Bibhudutta Baral, Divyadarshan C. S. and

Rohit C.

NID Campus, Bengaluru

Source:

<http://www.dsource.in/resource/carpet-weaving-warangal-telangana/products>

1. Introduction
2. Tools and Raw Materials
3. Making Process
4. **Products**
5. Contact Details



A red colored carpet with geometric designs of blue, yellow and other colors.



A blue colored carpet, with the regions famous geometric design, for which Warangal carpet is known.

Design Resource

Carpet Weaving - Warangal, Telangana

Making of Durries

by

Prof. Bibhudutta Baral, Divyadarshan C. S. and

Rohit C.

NID Campus, Bengaluru

Source:

<http://www.dsource.in/resource/carpet-weaving-warangal-telangana/products>

1. Introduction
2. Tools and Raw Materials
3. Making Process
4. **Products**
5. Contact Details



A replica of large carpet as a small sized door mat, with interesting geometric pattern on it.

Design Resource

Carpet Weaving - Warangal, Telangana

Making of Durries

by

Prof. Bibhudutta Baral, Divyadarshan C. S. and

Rohit C.

NID Campus, Bengaluru

Source:

<http://www.dsource.in/resource/carpet-weaving-warangal-telangana/products>

1. Introduction
2. Tools and Raw Materials
3. Making Process
4. **Products**
5. Contact Details



An olive colored carpet with white borders, containing no design, easy to use for any occasions.



A dark green colored carpet with geometric patterns.

Design Resource

Carpet Weaving - Warangal, Telangana

Making of Durries

by

Prof. Bibhudutta Baral, Divyadarshan C. S. and

Rohit C.

NID Campus, Bengaluru

Source:

<http://www.dsource.in/resource/carpet-weaving-warangal-telangana/products>

1. Introduction
2. Tools and Raw Materials
3. Making Process
4. **Products**
5. Contact Details



A carpet with block printed floral designs on it.



A door mat block printed with geometric royal patterns.



A checked pattern carpet, which is new addition to the local carpet design market.



A large weaved carpet, with intricately printed block print patterns on it.

Design Resource

Carpet Weaving - Warangal, Telangana

Making of Durries

by

Prof. Bibhudutta Baral, Divyadarshan C. S. and

Rohit C.

NID Campus, Bengaluru

Source:

<http://www.dsource.in/resource/carpet-weaving-warangal-telangana/products>

1. Introduction
2. Tools and Raw Materials
3. Making Process
4. **Products**
5. Contact Details



A smaller sized door mat, with bright colored geometric patterns.

Design Resource

Carpet Weaving - Warangal, Telangana

Making of Durries

by

Prof. Bibhudutta Baral, Divyadarshan C. S. and Rohit C.

NID Campus, Bengaluru

Source:

<http://www.dsource.in/resource/carpet-weaving-warangal-telangana/contact-details>

Contact Details

This documentation was done by Prof. Bibhudutta Baral, Divyadarshan C. S. and Rohit C. at **NID Campus, Bengaluru**.

You can get in touch with

- Prof. Bibhudutta Baral at [bibhudutta\[at\]nid.edu](mailto:bibhudutta[at]nid.edu)

You could write to the following address regarding suggestions and clarifications:

Artist:

Mr. Y. Venkatamallu
Proprietor and Master Weaver
India
Phone: 0870 2424597

Helpdesk Details:

Co-ordinator
Project e-kalpa
R & D Campus
National Institute of Design
#12 HMT Link Road, Off Tumkur Road
Bengaluru 560 022
India

Phone: +91 80 2357 9054

Fax: +91 80 23373086

Email: [dsource.in\[at\]gmail.com](mailto:dsource.in[at]gmail.com)

1. Introduction

2. Tools and Raw Materials

3. Making Process

4. Products

5. **Contact Details**