

Design Resource

## Crochet Jewelry of Gaya

The Craft of Crochet

by

Sakshi Gambhir

IDC, IIT Bombay

Source:

<http://www.dsource.in/resource/crochet-jewelry-gaya>



1. Introduction

2. Place

3. People

4. Process

5. Products

6. Contact Details

Design Resource

## Crochet Jewelry of Gaya

The Craft of Crochet

by

Sakshi Gambhir

IDC, IIT Bombay

Source:

<http://www.dsource.in/resource/crochet-jewelry-gaya/introduction>

### Introduction

Crochet is a process of creating fabric from yarn, thread, or other material strands using a crochet hook. This craft isn't 'traditional' or 'regional' to Gaya and was started there fairly recently by an organization called Samoolam to help the women earn their pride and livelihood. The organization imparts training to these people with rare or no background of craft skills and aims to realize their potential towards a positive social change. Usha Prajapati, the founder of Samoolam says: 'We are on our path of creating a craft tradition of this region. A decade later, people will know the women of Gaya as respectful crochet artisans who are strengthening their self-respect in the society.' At present, the organization works with about eighty women from three villages in Gaya and is focusing on jewelry products.



1. Introduction
2. Place
3. People
4. Process
5. Products
6. Contact Details

Design Resource

## Crochet Jewelry of Gaya

The Craft of Crochet

by

Sakshi Gambhir

IDC, IIT Bombay

Source:

<http://www.dsource.in/resource/crochet-jewelry-gaya/place>

1. Introduction

2. **Place**

3. People

4. Process

5. Products

6. Contact Details

## Place

Gaya is situated on the banks of Falgu River and is the second largest city of Bihar. It has a mix of natural surroundings, age-old buildings, several temples and narrow bylanes. Documented history of Gaya dates back to the enlightenment of Gautam Buddha. About 11 kilometers from Gaya town is Bodh Gaya, the place where Gautam Buddha attained enlightenment under a Peepal tree (also called the Bodhi Tree). Gaya is also significant to Hindus from the point of view of salvation to the souls of ancestors, a ritual called pindadaan. According to Ramayana, when Lord Ram came to Gaya along with Sita to perform pindadaan, Sita cursed the Falgu River following some disobedience on the part of the river. Since then, the river lost its water and is simply a vast stretch of sand dunes. At the same time Sita blessed a banyan tree to be immortal. This tree is known as Akshyavat. This particular tree never sheds its leaves, which keeps it green even in times of drought.



Outside the Gaya railway station.



The railway tracks of Gaya.



Design Resource

## Crochet Jewelry of Gaya

The Craft of Crochet

by

Sakshi Gambhir

IDC, IIT Bombay

Source:

<http://www.dsource.in/resource/crochet-jewelry-gaya/place>

1. Introduction

2. **Place**

3. People

4. Process

5. Products

6. Contact Details



The streets of Gaya.



The streets of Gaya.



The streets of Gaya.



The streets of Gaya.



Design Resource

## Crochet Jewelry of Gaya

The Craft of Crochet

by

Sakshi Gambhir

IDC, IIT Bombay

Source:

<http://www.dsource.in/resource/crochet-jewelry-gaya/place>

### 1. Introduction

### 2. Place

### 3. People

### 4. Process

### 5. Products

### 6. Contact Details



Outside a temple in Gaya.



Outside a temple in Gaya.



Outside a temple in Gaya.



Inside a temple in Gaya.



Design Resource

## Crochet Jewelry of Gaya

The Craft of Crochet

by

Sakshi Gambhir

IDC, IIT Bombay

Source:

<http://www.dsource.in/resource/crochet-jewelry-gaya/place>

### 1. Introduction

### 2. Place

### 3. People

### 4. Process

### 5. Products

### 6. Contact Details




One of Samoolam's craft centres in Kujaap.



The streets of Gaya.



Usha's home, converted into Samoolam's craft centre.



Samoolam's signboard.



Design Resource

## Crochet Jewelry of Gaya

The Craft of Crochet

by

Sakshi Gambhir

IDC, IIT Bombay

Source:

<http://www.dsource.in/resource/crochet-jewelry-gaya/place>

### 1. Introduction

### 2. Place

### 3. People

### 4. Process

### 5. Products

### 6. Contact Details



Samoolam's craftswomen.



Leaves of the Bodhi Tree.



Outside the Mahabodhi temple.



The Mahabodhi temple.



Design Resource

## Crochet Jewelry of Gaya

The Craft of Crochet

by

Sakshi Gambhir

IDC, IIT Bombay

Source:

<http://www.dsource.in/resource/crochet-jewelry-gaya/place>

### 1. Introduction

### 2. Place

### 3. People

### 4. Process

### 5. Products

### 6. Contact Details




The Mahabodhi temple.



Details on the walls of the Mahabodhi temple.



Details on the walls of the Mahabodhi temple.



The Mahabodhi temple campus.



Design Resource

## Crochet Jewelry of Gaya

The Craft of Crochet

by

Sakshi Gambhir

IDC, IIT Bombay

Source:

<http://www.dsource.in/resource/crochet-jewelry-gaya/place>

1. Introduction

2. **Place**

3. People


4. Process

5. Products

6. Contact Details



Eighty feet tall Buddha statue.



The Bodhi Tree under which Buddha attained enlightenment.



Design Resource

## Crochet Jewelry of Gaya

The Craft of Crochet

by

Sakshi Gambhir

IDC, IIT Bombay

Source:

<http://www.dsource.in/resource/crochet-jewelry-gaya/people>

1. Introduction
2. Place
3. **People**
4. Process
5. Products
6. Contact Details

## People

The people of Gaya are extremely down-to-earth and very welcoming. Amongst them are a bunch of women workers, who through Samoolam's initiative not only gain strength, knowledge and income but also self-dependence and freedom. Samoolam has grown up from a three-member to an eighty-member organization in two years where each member within the organization is working towards achieving a common vision and exploring their hidden skills. They women usually work out of their homes and come to the craft-centre twice or thrice every week to discuss the progress of work. Usha, the founder of the organization travels extensively to market these products. In her absence, her brother Baijnath and cousin Manik take care of all the activity at the centre. Ruby Devi, a very enterprising and fine crochet artisan, has taken the lead and become the manager of the Gaya chapter.



Usha Prajapati, the founder of Samoolam.



Manik, Usha's cousin who takes care of the craft centres.



Design Resource

## Crochet Jewelry of Gaya

The Craft of Crochet

by

Sakshi Gambhir

IDC, IIT Bombay

Source:

<http://www.dsource.in/resource/crochet-jewelry-gaya/people>

1. Introduction

2. Place

3. **People**

4. Process

5. Products

6. Contact Details



Ruby Devi, the manager of Samoolam's Gaya chapter.



A crochet artisan at the craft centre.



A crochet artisan at the craft centre.



A crochet artisan at the craft centre.



Design Resource

## Crochet Jewelry of Gaya

The Craft of Crochet

by

Sakshi Gambhir

IDC, IIT Bombay

Source:

<http://www.dsource.in/resource/crochet-jewelry-gaya/people>

1. Introduction

2. Place

3. **People**

4. Process

5. Products

6. Contact Details



A crochet artisan at the craft centre.



A crochet artisan at the craft centre.



A crochet artisan at the craft centre.



A crochet artisan at the craft centre.



Design Resource

## Crochet Jewelry of Gaya

The Craft of Crochet

by

Sakshi Gambhir

IDC, IIT Bombay

Source:

<http://www.dsource.in/resource/crochet-jewelry-gaya/people>

1. Introduction

2. Place

3. **People**

4. Process

5. Products

6. Contact Details



A crochet artisan at the craft centre.



A crochet artisan at the craft centre.



A crochet artisan at the craft centre.



A crochet artisan at the craft centre.



Design Resource

## Crochet Jewelry of Gaya

The Craft of Crochet

by

Sakshi Gambhir

IDC, IIT Bombay

Source:

<http://www.dsource.in/resource/crochet-jewelry-gaya/people>

1. Introduction

2. Place

3. **People**

4. Process

5. Products

6. Contact Details



A crochet artisan at the craft centre.



A crochet artisan at the craft centre.



A crochet artisan at the craft centre.



A crochet artisan at the craft centre.



Design Resource

## Crochet Jewelry of Gaya

The Craft of Crochet

by

Sakshi Gambhir

IDC, IIT Bombay

Source:

<http://www.dsource.in/resource/crochet-jewelry-gaya/people>

1. Introduction

2. Place

3. **People**

4. Process

5. Products

6. Contact Details



A crochet artisan at the craft centre.



A crochet artisan at the craft centre.



A crochet artisan at the craft centre.



A crochet artisan at the craft centre.

Design Resource

## Crochet Jewelry of Gaya

The Craft of Crochet

by

Sakshi Gambhir

IDC, IIT Bombay

Source:

<http://www.dsource.in/resource/crochet-jewelry-gaya/people>

1. Introduction

2. Place

3. **People**

4. Process

5. Products

6. Contact Details



A crochet artisan at the craft centre.



A crochet artisan at the craft centre.



Design Resource

## Crochet Jewelry of Gaya

The Craft of Crochet

by

Sakshi Gambhir

IDC, IIT Bombay

Source:

<http://www.dsource.in/resource/crochet-jewelry-gaya/process>

## Process

There are three main steps to making a crochet jewelry piece:



Crocheting



Embellishing



Packaging

### 1. Introduction

### 2. Place

### 3. People

### 4. **Process**

#### 4.1. Crocheting

#### 4.2. Embellishing

#### 4.3. Packaging

### 5. Products

### 6. Contact Details

Design Resource

## Crochet Jewelry of Gaya

The Craft of Crochet

by

Sakshi Gambhir

IDC, IIT Bombay

Source:

<http://www.dsource.in/resource/crochet-jewelry-gaya/process/crocheting>

### 1. Introduction

### 2. Place

### 3. People

### 4. Process

#### 4.1. Crocheting

#### 4.2. Embellishing

#### 4.3. Packaging

### 5. Products

### 6. Contact Details

## Crocheting

Basic materials required for making any crochet product are a hook and some type of strand material like cotton, silk or zari yarn. The 'chains' form the basic guideline for making any kind of pattern in crochet. Samoolam usually works with simple crochet patterns like 'chakri' (circles) and roses to make the women familiar and comfortable with the material. Fairly recently, they have started exploring forms and materials like bronze and copper wires, bright colored electrical wires, ribbons etc. After these crochet pieces are completed, they are counted and kept aside for the next step.



Colorful yarns ready to be crocheted.



The yarn rolled on a wooden stick for ease of use.



Design Resource

## Crochet Jewelry of Gaya

The Craft of Crochet

by

Sakshi Gambhir

IDC, IIT Bombay

Source:

<http://www.dsource.in/resource/crochet-jewelry-gaya/process/crocheting>

### 1. Introduction

### 2. Place

### 3. People

### 4. Process

#### 4.1. Crocheting

#### 4.2. Embellishing

#### 4.3. Packaging

### 5. Products

### 6. Contact Details



The crochet hook.



Crochet begins.



A crochet rose in the making.



A crochet rose in the making.



Design Resource

## Crochet Jewelry of Gaya

The Craft of Crochet

by

Sakshi Gambhir

IDC, IIT Bombay

Source:

<http://www.dsource.in/resource/crochet-jewelry-gaya/process/crocheting>

### 1. Introduction

### 2. Place

### 3. People

### 4. Process

#### 4.1. Crocheting

#### 4.2. Embellishing

#### 4.3. Packaging

### 5. Products

### 6. Contact Details



A crochet rose.



A crochet flower in the making.



A crochet flower in the making.



A crochet fower in the making.



Design Resource

## Crochet Jewelry of Gaya

The Craft of Crochet

by

Sakshi Gambhir

IDC, IIT Bombay

Source:

<http://www.dsource.in/resource/crochet-jewelry-gaya/process/crocheting>

### 1. Introduction

### 2. Place

### 3. People

### 4. Process

#### 4.1. Crocheting

#### 4.2. Embellishing

#### 4.3. Packaging

### 5. Products

### 6. Contact Details



A crochet chakri (circle) in the making.



A crochet chakri (circle) in the making.



Two chakris being joined.



Extra thread being cut.

Design Resource

## Crochet Jewelry of Gaya

The Craft of Crochet

by

Sakshi Gambhir

IDC, IIT Bombay

Source:

<http://www.dsource.in/resource/crochet-jewelry-gaya/process/crocheting>

### 1. Introduction

### 2. Place

### 3. People

### 4. Process

#### 4.1. Crocheting

#### 4.2. Embellishing

#### 4.3. Packaging

### 5. Products

### 6. Contact Details



Two chakris being joined together so that the unfinished (back) side doesn't show.



Zari thread being crocheted.



Zari thread being crocheted on a wooden bead.



Zari thread being crocheted on a wooden bead.



Design Resource

## Crochet Jewelry of Gaya

The Craft of Crochet

by

Sakshi Gambhir

IDC, IIT Bombay

Source:

<http://www.dsource.in/resource/crochet-jewelry-gaya/process/crocheting>

### 1. Introduction

### 2. Place

### 3. People

### 4. Process

#### 4.1. Crocheting

#### 4.2. Embellishing

#### 4.3. Packaging

### 5. Products

### 6. Contact Details



Zari thread being crocheted on a wooden bead.



Cotton yarn being crocheted on a wooden bead.



Crocheted beads being counted.



A flower being crocheted with zari thread.



Design Resource

## Crochet Jewelry of Gaya

The Craft of Crochet

by

Sakshi Gambhir

IDC, IIT Bombay

Source:

<http://www.dsource.in/resource/crochet-jewelry-gaya/process/crocheting>

### 1. Introduction

### 2. Place

### 3. People

### 4. Process

#### 4.1. Crocheting

#### 4.2. Embellishing

#### 4.3. Packaging

### 5. Products

### 6. Contact Details



A crocheted zari flower.



A wooden ring covered with silk thread.



Wool being crocheted to form parts of a kids' blanket.



Crocheted wool patches to be joined to form a kids' blanket.



Design Resource

## Crochet Jewelry of Gaya

The Craft of Crochet

by

Sakshi Gambhir

IDC, IIT Bombay

Source:

<http://www.dsource.in/resource/crochet-jewelry-gaya/process/crocheting>

### 1. Introduction

### 2. Place

### 3. People

### 4. Process

#### 4.1. Crocheting

#### 4.2. Embellishing

#### 4.3. Packaging

### 5. Products

### 6. Contact Details



Wool being crocheted.



Wool being crocheted on a plastic ball to form a hanging for the Christmas tree.



Wool crocheted plastic ball, a hanging for the Christmas tree.



Crocheted flowers.



Design Resource

## Crochet Jewelry of Gaya

The Craft of Crochet

by

Sakshi Gambhir

IDC, IIT Bombay

Source:

<http://www.dsource.in/resource/crochet-jewelry-gaya/process/crocheting>

### 1. Introduction

### 2. Place

### 3. People

### 4. Process

#### 4.1. Crocheting

#### 4.2. Embellishing

#### 4.3. Packaging

### 5. Products

### 6. Contact Details



A crocheted flower and a small chakri to be stitched to its back side.



A painting by Baua Devi, Jiwarpur (Bharni style).



Chakris being counted.



Chakris being counted.



Design Resource

## Crochet Jewelry of Gaya

The Craft of Crochet

by

Sakshi Gambhir

IDC, IIT Bombay

Source:

<http://www.dsource.in/resource/crochet-jewelry-gaya/process/crocheting>

### 1. Introduction

### 2. Place

### 3. People

### 4. Process

#### 4.1. Crocheting

#### 4.2. Embellishing

#### 4.3. Packaging

### 5. Products

### 6. Contact Details



Flowers being counted.



Chakris being counted.



Flowers being counted.



Chakris being counted.



Design Resource

## Crochet Jewelry of Gaya

The Craft of Crochet

by

Sakshi Gambhir

IDC, IIT Bombay

Source:

<http://www.dsource.in/resource/crochet-jewelry-gaya/process/crocheting>

1. Introduction

2. Place

3. People

4. Process

4.1. Crocheting

4.2. Embellishing


4.3. Packaging

5. Products

6. Contact Details



Chakris and flowers being counted.



Chakris and flowers being counted and noted in a register.



Design Resource

## Crochet Jewelry of Gaya

The Craft of Crochet

by

Sakshi Gambhir

IDC, IIT Bombay

Source:

<http://www.dsource.in/resource/crochet-jewelry-gaya/process/embellishing>

### 1. Introduction

### 2. Place

### 3. People

### 4. Process

#### 4.1. Crocheting

#### 4.2. **Embellishing**

#### 4.3. Packaging

### 5. Products

### 6. Contact Details

## Embellishing

The crocheted piece is 'finished' by closing the loose end of the working thread into the pattern and trimming extra ones (if any). Other tasks include attaching metallic earring loops, hair-pins, wooden jooda pins etc. to the chakris and flowers to complete the product. Simple crochet jewelry pieces can be made more interesting by introducing decorative materials like colored beads, sequins, charms, dangles etc.




Multicolored beads and sequins.



Multicolored beads and sequins to be stitched on to crocheted flowers and chakris (kept above).



Multicolored beads.



Earring hooks to be attached to crocheted flowers and chakris.



Design Resource

## Crochet Jewelry of Gaya

The Craft of Crochet

by

Sakshi Gambhir

IDC, IIT Bombay

Source:

<http://www.dsource.in/resource/crochet-jewelry-gaya/process/embellishing>

### 1. Introduction

### 2. Place

### 3. People

### 4. Process

#### 4.1. Crocheting

#### 4.2. **Embellishing**

#### 4.3. Packaging

### 5. Products

### 6. Contact Details



Earring hooks.



Earring hook being attached to a crocheted flower.



Earring hook being attached to a crocheted flower.



Earring hook being attached to a crocheted flower.



Design Resource

## Crochet Jewelry of Gaya

The Craft of Crochet

by

Sakshi Gambhir

IDC, IIT Bombay

Source:

<http://www.dsource.in/resource/crochet-jewelry-gaya/process/embellishing>

### 1. Introduction

### 2. Place

### 3. People

### 4. Process

#### 4.1. Crocheting

#### 4.2. **Embellishing**

#### 4.3. Packaging

### 5. Products

### 6. Contact Details



Earring hook attached to a crocheted flower.



A tiny bead being attached to a bigger crocheted one.



Crocheted pieces being assembled to form a bunch.



Crocheted pieces being assembled to form a flower.



Design Resource

## Crochet Jewelry of Gaya

The Craft of Crochet

by

Sakshi Gambhir

IDC, IIT Bombay

Source:

<http://www.dsource.in/resource/crochet-jewelry-gaya/process/embellishing>

### 1. Introduction

### 2. Place

### 3. People

### 4. Process

#### 4.1. Crocheting

#### 4.2. **Embellishing**

#### 4.3. Packaging

### 5. Products

### 6. Contact Details



Crocheted pieces being assembled to form a flower.



Crocheted pieces assembled to form a flower.



A multicolored silk chakri.



Tiny beads being stitched to the chakri.



Design Resource

## Crochet Jewelry of Gaya

The Craft of Crochet

by

Sakshi Gambhir

IDC, IIT Bombay

Source:

<http://www.dsource.in/resource/crochet-jewelry-gaya/process/embellishing>

### 1. Introduction

### 2. Place

### 3. People

### 4. Process

#### 4.1. Crocheting

#### 4.2. **Embellishing**

#### 4.3. Packaging

### 5. Products

### 6. Contact Details



The chakri with beads.



A hair-clip being attached to the chakri.



A hair-clip being attached to the chakri.



The hair-clip attached to the chakri.

Design Resource

## Crochet Jewelry of Gaya

The Craft of Crochet

by

Sakshi Gambhir

IDC, IIT Bombay

Source:

<http://www.dsource.in/resource/crochet-jewelry-gaya/process/embellishing>

### 1. Introduction

### 2. Place

### 3. People

### 4. Process

#### 4.1. Crocheting

#### 4.2. **Embellishing**

#### 4.3. Packaging

### 5. Products

### 6. Contact Details



A flower being made into a button.



A flower being made into a button by attaching a small wooden button at the back.



Dangling beads in an earring.



Design Resource

## Crochet Jewelry of Gaya

The Craft of Crochet

by

Sakshi Gambhir

IDC, IIT Bombay

Source:

<http://www.dsource.in/resource/crochet-jewelry-gaya/process/packaging>

### 1. Introduction

### 2. Place

### 3. People

### 4. Process

#### 4.1. Crocheting

#### 4.2. Embellishing

#### 4.3. Packaging

### 5. Products

### 6. Contact Details

## Packaging

Once the product is 'finished', the organization's tag is threaded into it. It is then kept inside a small self-seal plastic pouch or an organdy potli bag and sent to the retailers.



Women putting the products in the plastic pouch.



Women putting the products in the plastic pouch.



Women putting the products in the plastic pouch.



Design Resource

## Crochet Jewelry of Gaya

The Craft of Crochet

by

Sakshi Gambhir

IDC, IIT Bombay

Source:

<http://www.dsource.in/resource/crochet-jewelry-gaya/process/packaging>

1. Introduction
2. Place
3. People
4. Process
  - 4.1. Crocheting
  - 4.2. Embellishing
  - 4.3. **Packaging**
5. Products
6. Contact Details



Water animals painted by Mahalaxmi, Ranti (Kachni style).



Samoolam's tag.



Samoolam's tag.



Design Resource

## Crochet Jewelry of Gaya

The Craft of Crochet

by

Sakshi Gambhir

IDC, IIT Bombay

Source:

<http://www.dsource.in/resource/crochet-jewelry-gaya/products>

1. Introduction

2. Place

3. People

4. Process

5. **Products**

6. Contact Details

## Products

Samoolam's current range of products includes hair clips, buttons, loop earrings, tops, dangling earrings, jooda pins, brooches, long necklaces, chokers and bookmarks. The women are currently working on a waste recycling project (crochet covers for old glass jars) and a festive range for Christmas (hangings like stars and balls for the Christmas tree). The packaging of the products is done very thoughtfully as well. It's a white organdy potli bag with a Bodhi leaf embroidered on it, very symbolic of Gaya!



Hair-clips.



Chakri hair-clips.



Flower hair-clips.



Flower hair-clips.

Design Resource

## Crochet Jewelry of Gaya

The Craft of Crochet

by

Sakshi Gambhir

IDC, IIT Bombay

Source:

<http://www.dsource.in/resource/crochet-jewelry-gaya/products>

1. Introduction

2. Place

3. People

4. Process

5. **Products**

6. Contact Details



Chakri hair-clips.



Tops.



Tops.



Loop earrings.



Design Resource

## Crochet Jewelry of Gaya

The Craft of Crochet

by

Sakshi Gambhir

IDC, IIT Bombay

Source:

<http://www.dsource.in/resource/crochet-jewelry-gaya/products>

1. Introduction

2. Place

3. People

4. Process

5. **Products**

6. Contact Details



Loop earrings.



Dangling flower earrings.



Dangling flower earrings.



Dangling chakri earrings.

Design Resource

## Crochet Jewelry of Gaya

The Craft of Crochet

by

Sakshi Gambhir

IDC, IIT Bombay

Source:

<http://www.dsource.in/resource/crochet-jewelry-gaya/products>

1. Introduction

2. Place

3. People

4. Process

5. **Products**

6. Contact Details



Dangling chakri earrings.



Dangling flower earrings.



Dangling flower earrings.



Jooda pin with dangling flowers.



Design Resource

## Crochet Jewelry of Gaya

The Craft of Crochet

by

Sakshi Gambhir

IDC, IIT Bombay

Source:

<http://www.dsource.in/resource/crochet-jewelry-gaya/products>



Jooda pin with dangling chakris.



Hangings for the Christmas tree.

1. Introduction
2. Place
3. People
4. Process
5. **Products**
6. Contact Details



A long necklace that can be doubled up and worn.



A long necklace that can be doubled up and worn.



A long necklace that can be doubled up and worn.



Design Resource

## Crochet Jewelry of Gaya

The Craft of Crochet

by

Sakshi Gambhir

IDC, IIT Bombay

Source:

<http://www.dsource.in/resource/crochet-jewelry-gaya/products>

### 1. Introduction

### 2. Place

### 3. People

### 4. Process

### 5. Products

### 6. Contact Details



Parts of a long necklace that can be doubled up and worn.



Parts of a long necklace that can be doubled up and worn.



Parts of a long necklace that can be doubled up and worn.



Bodhi leaf bookmarks with crochet strands.



Bodhi leaf bookmarks with crochet strands.



Glass jar cover (in the making).



Design Resource

## Crochet Jewelry of Gaya

The Craft of Crochet

by

Sakshi Gambhir

IDC, IIT Bombay

Source:

<http://www.dsource.in/resource/crochet-jewelry-gaya/products>

### 1. Introduction

### 2. Place

### 3. People

### 4. Process

### 5. Products

### 6. Contact Details



Glass jar cover.



Ball hanging for the Christmas tree.



Stars hanging for the Christmas tree.



Hangings for the Christmas tree.



Hanging for the Christmas tree.



Design Resource

## Crochet Jewelry of Gaya

The Craft of Crochet

by

Sakshi Gambhir

IDC, IIT Bombay

Source:

<http://www.dsource.in/resource/crochet-jewelry-gaya/products>

1. Introduction

2. Place

3. People

4. Process

5. **Products**

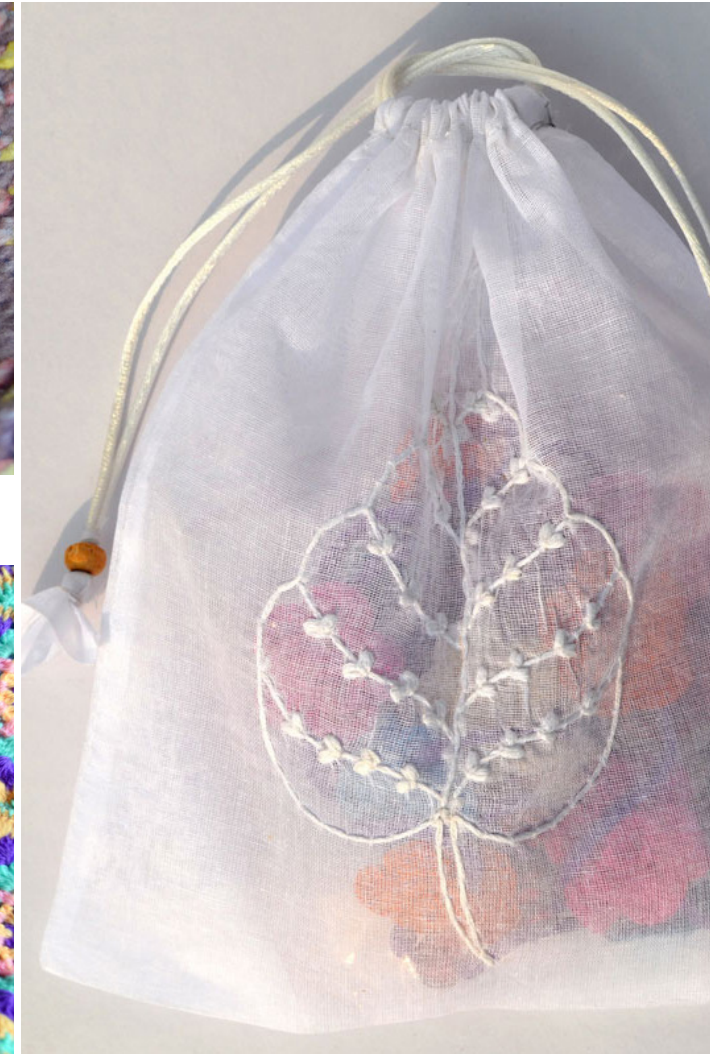
6. Contact Details



Chakri buttons for the kurti.



Kids' blanket.



The Bodhi leaf bag (packaging) for Samoolam's products.



Design Resource

## Crochet Jewelry of Gaya

The Craft of Crochet

by

Sakshi Gambhir

IDC, IIT Bombay

### Source:

<http://www.dsource.in/resource/crochet-jewelry-gaya/contact-details>

## Contact Details

This documentation was done by Sakshi Gambhir at **IDC, IIT Bombay**

You can get in touch with Sakshi Gambhir at [sakshigambhir\[at\]gmail.com](mailto:sakshigambhir[at]gmail.com)

For Further details you can contact to:

### Usha Prajapati

Samoolam Crafts

House no. 1, New Colony

Chhoti Delha, Gaya

Email: [usha@samoolam.org](mailto:usha@samoolam.org)

You could write to the following address regarding suggestions and clarifications:

### Helpdesk Details:

Co-ordinator

Project e-kalpa

Industrial Design Centre

IIT Bombay

Powai

Mumbai 4000 076

India

Phone: 091-22-25767820/7801/7802

Fax: 091-22-25767803

Email: [dsource.in\[at\]gmail.com](mailto:dsource.in[at]gmail.com)

1. Introduction

2. Place

3. People

4. Process

5. Products

6. **Contact Details**