

Design Resource

Tribal Crafts of Jobat

The Art of Handcrafted Products

by

Sakshi Gambhir

IDC, IIT Bombay

Source:

<http://dsource.in/resource/tribal-crafts-jobat>

1. Introduction
2. Place
3. Crafts
4. Hathkargha Vikas Nigam
5. Contact Details



Design Resource

Tribal Crafts of Jobat

The Art of Handcrafted Products

by

Sakshi Gambhir

IDC, IIT Bombay

Source:

<http://dsource.in/resource/tribal-crafts-jobat/introduction>

Introduction

A predominantly tribal area, Jobat is a small village that lies in the Alirajpur district located in the western part of Madhya Pradesh, bordering Gujarat. The place still revels in its traditional colorful festivities. The people are full of life and celebrate each and everything they do. Their love for the arts and crafts is evident in the details and finish of their products that celebrate the joyous aspect of their lives, completely belying the difficulties they face due to regularly poor crop. Their products are made indigenously using materials from the environment.



1. Introduction

2. Place

3. Crafts

4. Hathkargha Vikas Nigam

5. Contact Details

Design Resource

Tribal Crafts of Jobat

The Art of Handcrafted Products

by

Sakshi Gambhir

IDC, IIT Bombay

Source:

<http://dsource.in/resource/tribal-crafts-jobat/place>

Place

Place and it's People:

Jobat it is inhabited by the tenacious and hardworking tribes, the Bhils and Bhilalas. Though the place is small, it is not without its share of busy narrow streets with lines of shops selling all kinds of stuff. On the first look, the place might look like just another settlement of people but if one were to go a bit closer he'd realize that it is much more than just that. Several crafts like pottery, cane products, bead jewelry, doll making and Pithora paintings are being practised in and around the village. A lot of these craftsmen are associated with the Hastashilp Evam Hathkargha Vikas Nigam centre in the village and the government authorities seem to be helping them in developing and preserving their tradition.



The browns and the blues.



A small hut on the way to Jobat.

1. Introduction

2. **Place**

3. Crafts

4. Hathkargha Vikas Nigam

5. Contact Details

Design Resource

Tribal Crafts of Jobat

The Art of Handcrafted Products

by

Sakshi Gambhir

IDC, IIT Bombay

Source:

<http://dsource.in/resource/tribal-crafts-jobat/place>



Few pakka houses in the village.



More pakka houses being built.


1. Introduction

2. **Place**

3. Crafts

4. Hathkargha Vikas Nigam

5. Contact Details



Colorful ceiling in one of the houses.



Local potter making diyas and chai cups.

Design Resource

Tribal Crafts of Jobat

The Art of Handcrafted Products

by

Sakshi Gambhir

IDC, IIT Bombay

Source:

<http://dsource.in/resource/tribal-crafts-jobat/place>

1. Introduction

2. **Place**

3. Crafts

4. Hathkargha Vikas Nigam

5. Contact Details



Shanti Bai wearing one of her own bead creations.



Rani Bai wearing her exquisite chomal.

Design Resource

Tribal Crafts of Jobat

The Art of Handcrafted Products

by

Sakshi Gambhir

IDC, IIT Bombay

Source:

<http://dsource.in/resource/tribal-crafts-jobat/place>

1. Introduction
2. **Place**
3. Crafts
4. Hathkargha Vikas Nigam
5. Contact Details



Jagan Nath Brijwasi holding what he makes best, the teerkamaan.

Design Resource

Tribal Crafts of Jobat

The Art of Handcrafted Products

by

Sakshi Gambhir

IDC, IIT Bombay

Source:

<http://dsource.in/resource/tribal-crafts-jobat/crafts>

Crafts

The men here have always adorned 'teerkamaan', the bow and arrow, which has been their symbol of chivalry and self-defense. The women make some lovely ethnic items including bamboo products, traditional headgears, dolls and bead-jewellery.



Bead Jewellery



Tribal Jewellery



Chomal



Teer Kamaan

1. Introduction

2. Place

3. **Crafts**

3a. Bead Jewellery

3b. Tribal Jewellery

3c. Chomal

3d. Teer Kamaan

4. Hathkargha Vikas Nigam

5. Contact Details

Design Resource

Tribal Crafts of Jobat

The Art of Handcrafted Products

by

Sakshi Gambhir

IDC, IIT Bombay

Source:

<http://dsource.in/resource/tribal-crafts-jobat/crafts/bead-jewellery>

1. Introduction

2. Place

3. Crafts

3a. **Bead Jewellery**

3b. Tribal Jewellery

3c. Chomal

3d. Teer Kamaan

4. Hathkargha Vikas Nigam

5. Contact Details

Bead Jewellery

Shanti Bai has been making bead jewelry for ages. She has seen three generations of her family and has eight children whom she has brought up with the money she has earned making these pieces. She's extremely old and can still thread a needle in low light without wearing spectacles. Astounding! One of her daughter-in-laws, Jeevan Bala, has been involved in the same craft as well. She is associated with Hastashilp Evam Hathkargha Vikas Nigam and NIFT's cluster program. They make absolutely gorgeous pieces that include 'galsan mala' (bead-necklace), earrings, bracelets and key-chains. Some are subtle, some loud, but each one reflects their love for color and beauty.



Shanti Bai.



Jeevan Bala (Shanti Bai's daughter-in-law).

Design Resource

Tribal Crafts of Jobat

The Art of Handcrafted Products

by

Sakshi Gambhir

IDC, IIT Bombay

Source:

<http://dsource.in/resource/tribal-crafts-jobat/crafts/bead-jewellery>



Shanti Baichoosing her beads.



Jeevan Bala making a bracelet.



Shanti Bai making a bracelet.



Shanti Bai making a bracelet.

1. Introduction

2. Place

3. Crafts

3a. **Bead Jewellery**

3b. Tribal Jewellery

3c. Chomal

3d. Teer Kamaan

4. Hathkargha Vikas Nigam

5. Contact Details

Design Resource

Tribal Crafts of Jobat

The Art of Handcrafted Products

by

Sakshi Gambhir

IDC, IIT Bombay

Source:

<http://dsource.in/resource/tribal-crafts-jobat/crafts/bead-jewellery>



A multi color beaded necklace.



A multi color beaded necklace.



A multi color beaded necklace with earrings.



A long blue necklace.

1. Introduction

2. Place

3. Crafts

3a. **Bead Jewellery**

3b. Tribal Jewellery

3c. Chomal

3d. Teer Kamaan

4. Hathkargha Vikas Nigam

5. Contact Details

Design Resource

Tribal Crafts of Jobat

The Art of Handcrafted Products

by

Sakshi Gambhir

IDC, IIT Bombay

Source:

<http://dsource.in/resource/tribal-crafts-jobat/crafts/bead-jewellery>



A double color beaded necklace with earrings.



A multi color beaded necklace.



A double color beaded necklace with earrings.



Key-chains.

1. Introduction

2. Place

3. Crafts

3a. **Bead Jewellery**

3b. Tribal Jewellery

3c. Chomal

3d. Teer Kamaan

4. Hathkargha Vikas Nigam

5. Contact Details

Design Resource

Tribal Crafts of Jobat

The Art of Handcrafted Products

by

Sakshi Gambhir

IDC, IIT Bombay

Source:

<http://dsource.in/resource/tribal-crafts-jobat/crafts/ bead-jewellery>



A saree border made with black beads.



Jeevan Bala's NIFT cluster program identity card.



Jeevan Bala with one of her framed jewelry set.



Jeevan Bala with a certificate.

1. Introduction

2. Place

3. Crafts

3a. Bead Jewellery

3b. Tribal Jewellery

3c. Chomal

3d. Teer Kamaan

4. Hathkargha Vikas Nigam

5. Contact Details

Design Resource

Tribal Crafts of Jobat

The Art of Handcrafted Products

by

Sakshi Gambhir

IDC, IIT Bombay

Source:

<http://dsource.in/resource/tribal-crafts-jobat/crafts/tribal-jewellery>

1. Introduction

2. Place

3. Crafts

3a. Bead Jewellery

3b. Tribal Jewellery

3c. Chomal

3d. Teer Kamaan

4. Hathkargha Vikas Nigam

5. Contact Details

Tribal Jewellery

The adivasis are a huge fan of ornaments, especially chunky metallic jewelry. The range consists of various types of earrings, chains, chokers, bangles, anklets, toe-rings and hair ornaments of traditional design, some highly priced and some other cheaper. Silver ornaments are sometimes coated with enamel work, which gives them an attention-grabbing look. 'Hansuli' (necklace) and anklets of clove shape are some of the distinguished pieces. The anklets are usually made of silver beads and cast in one piece that is called 'lauangkasauthi'. These ornaments are as popular among the men as they are with the women. Tikamgarh, Jhabua and Sheopur-Kalan are the hubs for this art.



Long necklace.



Ghungroos forming the pendant of the necklace.

Design Resource

Tribal Crafts of Jobat

The Art of Handcrafted Products

by

Sakshi Gambhir

IDC, IIT Bombay

Source:

<http://dsource.in/resource/tribal-crafts-jobat/crafts/tribal-jewellery>



Pendant.



Choker with ghungroos.



Choker with intricate coil detailing.



Intricate coil detailing.

1. Introduction

2. Place

3. Crafts

3a. Bead Jewellery

3b. Tribal Jewellery

3c. Chomal

3d. Teer Kamaan

4. Hathkargha Vikas Nigam

5. Contact Details

Design Resource

Tribal Crafts of Jobat

The Art of Handcrafted Products

by

Sakshi Gambhir

IDC, IIT Bombay

Source:

<http://dsource.in/resource/tribal-crafts-jobat/crafts/tribal-jewellery>



Bangle with bunch of ghungroos.



Bangle with ghungroos that tinkle.



Bangle with animal heads.



Earrings.

1. Introduction

2. Place

3. Crafts

3a. Bead Jewellery

3b. Tribal Jewellery

3c. Chomal

3d. Teer Kamaan

4. Hathkargha Vikas Nigam

5. Contact Details

Design Resource

Tribal Crafts of Jobat

The Art of Handcrafted Products

by

Sakshi Gambhir

IDC, IIT Bombay

Source:

<http://dsource.in/resource/tribal-crafts-jobat/crafts/tribal-jewellery>



Toe-rings.



Anklets.

1. Introduction

2. Place

3. Crafts

3a. Bead Jewellery

3b. Tribal Jewellery

3c. Chomal

3d. Teer Kamaan

4. Hathkargha Vikas Nigam

5. Contact Details

Design Resource

Tribal Crafts of Jobat

The Art of Handcrafted Products

by

Sakshi Gambhir

IDC, IIT Bombay

Source:

<http://dsource.in/resource/tribal-crafts-jobat/crafts/chomal>

1. Introduction

2. Place

3. Crafts

3a. Bead Jewellery

3b. Tribal Jewellery

3c. Chomal

3d. Teer Kamaan

4. Hathkargha Vikas Nigam

5. Contact Details

Chomal

Though the men here usually dress simple and subtle, the women love to dress loud. Accessories made of beads, cowries and feathers are an all time favorite. Chomal is a type of headgear that was traditionally used as a cushion to carry earthen pots on the head. The more decorated ones are given to the bride in her marriage to wear and on top of it is kept a large pot in which 'dahej' or dowry items are put in. The circular base is made by weaving a geometric pattern with wool on a broad band of cane. It has beads or metallic droplets intermittently that tinkle while walking. Rani Bai is the only woman in the village who does chomals of this kind. She uses glass beads, not plastic, and puts in great effort in choosing her colors.



Rani Bai.



Geometric pattern being woven with wool on the circular base made of cane.

Design Resource

Tribal Crafts of Jobat

The Art of Handcrafted Products

by

Sakshi Gambhir

IDC, IIT Bombay

Source:

<http://dsource.in/resource/tribal-crafts-jobat/crafts/chomal>

1. Introduction

2. Place

3. Crafts

3a. Bead Jewellery

3b. Tribal Jewellery

3c. Chomal

3d. Teer Kamaan

4. Hathkargha Vikas Nigam

5. Contact Details



The other end of the chomal being held in between fingers for support.



Beads, cowries and ghungroo droplets.

Design Resource

Tribal Crafts of Jobat

The Art of Handcrafted Products

by

Sakshi Gambhir

IDC, IIT Bombay

Source:

<http://dsource.in/resource/tribal-crafts-jobat/crafts/chomal>

1. Introduction

2. Place

3. Crafts

3a. Bead Jewellery

3b. Tribal Jewellery

3c. **Chomal**

3d. Teer Kamaan

4. Hathkargha Vikas Nigam

5. Contact Details



Rani Bai's daughter wearing a wool chomal.



Rani Bai's daughter wearing a cowry chomal.

Design Resource

Tribal Crafts of Jobat

The Art of Handcrafted Products

by

Sakshi Gambhir

IDC, IIT Bombay

Source:

<http://dsource.in/resource/tribal-crafts-jobat/crafts/chomal>

1. Introduction

2. Place

3. Crafts

3a. Bead Jewellery

3b. Tribal Jewellery

3c. **Chomal**

3d. Teer Kamaan

4. Hathkargha Vikas Nigam

5. Contact Details



Glass beads.



Rani Bai wearing her exquisite wool chomal.

Design Resource

Tribal Crafts of Jobat

The Art of Handcrafted Products

by

Sakshi Gambhir

IDC, IIT Bombay

Source:

<http://dsource.in/resource/tribal-crafts-jobat/crafts/chomal>

1. Introduction

2. Place

3. Crafts

3a. Bead Jewellery

3b. Tribal Jewellery

3c. **Chomal**


3d. Teer Kamaan

4. Hathkargha Vikas Nigam

5. Contact Details



Wool and cowry detailing.



Cowries and beads.

Design Resource

Tribal Crafts of Jobat

The Art of Handcrafted Products

by

Sakshi Gambhir

IDC, IIT Bombay

Source:

<http://dsource.in/resource/tribal-crafts-jobat/crafts/teer-kamaan>


1. Introduction
2. Place
3. Crafts
 - 3a. Bead Jewellery
 - 3b. Tribal Jewellery
 - 3c. Chomal
 - 3d. **Teer Kamaan**
4. Hathkargha Vikas Nigam
5. Contact Details

Teer Kamaan

Teerkamaan, the bow and arrow, also known as 'hariyakamthi' is still used by the tribals for hunting animals. JaganNathBrijwasi is an expert in this craft. He has been making toy versions since childhood and now that he is associated with Hastashilp Evam Hathkargha Vikas Nigam, he makes them in actual size and material. The bow is made with bamboo and the arrows with cane. The sharp arrowhead is made with metal and at the other end feathers of eagle are tied with a string. These are sourced from the adivasis in the jungles. A person with good practice of it can shoot an arrow upto a kilometer.



Jagan Nath Brijwasi.



Jagan Nath Brijwasi's wife Radhika.

Design Resource

Tribal Crafts of Jobat

The Art of Handcrafted Products

by

Sakshi Gambhir

IDC, IIT Bombay

Source:

<http://dsource.in/resource/tribal-crafts-jobat/crafts/teer-kamaan>

1. Introduction

2. Place

3. Crafts

3a. Bead Jewellery

3b. Tribal Jewellery

3c. Chomal

3d. **Teer Kamaan**

4. Hathkargha Vikas Nigam

5. Contact Details



A kid learning to aim an arrow high up.



Jaggu, as JaganNath Brijwasi is affectionately called, with his bow and arrow.

Design Resource

Tribal Crafts of Jobat

The Art of Handcrafted Products

by

Sakshi Gambhir

IDC, IIT Bombay

Source:

<http://dsource.in/resource/tribal-crafts-jobat/crafts/teer-kamaan>

1. Introduction

2. Place

3. Crafts

3a. Bead Jewellery

3b. Tribal Jewellery

3c. Chomal

3d. **Teer Kamaan**

4. Hathkargha Vikas Nigam

5. Contact Details



Holding the arrow.



Aiming the arrow.

Design Resource

Tribal Crafts of Jobat

The Art of Handcrafted Products

by

Sakshi Gambhir

IDC, IIT Bombay

Source:

<http://dsource.in/resource/tribal-crafts-jobat/crafts/teer-kamaan>

1. Introduction

2. Place

3. Crafts

3a. Bead Jewellery

3b. Tribal Jewellery

3c. Chomal

3d. **Teer Kamaan**

4. Hathkargha Vikas Nigam

5. Contact Details



Wooden toy arrows.



Arrow heads made of metal.

Design Resource

Tribal Crafts of Jobat

The Art of Handcrafted Products

by

Sakshi Gambhir

IDC, IIT Bombay

Source:

<http://dsource.in/resource/tribal-crafts-jobat/crafts/teer-kamaan>

1. Introduction

2. Place

3. Crafts

3a. Bead Jewellery


3b. Tribal Jewellery

3c. Chomal

3d. **Teer Kamaan**

4. Hathkargha Vikas Nigam

5. Contact Details



Feathers of eagle tied with a string for a soaring flight. Feathers of eagle tied with a string for a soaring flight.

Design Resource

Tribal Crafts of Jobat

The Art of Handcrafted Products

by

Sakshi Gambhir

IDC, IIT Bombay

Source:

<http://dsource.in/resource/tribal-crafts-jobat/hathkargha-vikas-nigam>

Hathkargha Vikas Nigam

Madhya Pradesh Hastashilp Evam Hathkargha Vikas Nigam Ltd. is a Government of Madhya Pradesh undertaking established in 1981. The Nigam facilitates the artisans and weavers of the State by providing training, design input, marketing support etc. to them. It has a chain of emporia in the name of 'Mrignayanee' in different parts of the country and development centers in the craft and handloom clusters of the state. The Nigam documents the history, traditions and practice of the crafts of the State with the objectives to save, nurture and promote the unique living heritage.



Hastashilp Evam Hathkargha Vikas Nigam office building.

1. Introduction
2. Place
3. Crafts
4. **Hathkargha Vikas Nigam**
5. Contact Details

Design Resource

Tribal Crafts of Jobat

The Art of Handcrafted Products

by

Sakshi Gambhir

IDC, IIT Bombay

Source:

<http://dsource.in/resource/tribal-crafts-jobat/hathkargha-vikas-nigam>

1. Introduction
2. Place
3. Crafts
4. **Hathkargha Vikas Nigam**
5. Contact Details



Mrignayanee store.

Design Resource

Tribal Crafts of Jobat

The Art of Handcrafted Products

by

Sakshi Gambhir

IDC, IIT Bombay

Source:

<http://dsource.in/resource/tribal-crafts-jobat/hathkargha-vikas-nigam>

1. Introduction
2. Place
3. Crafts
4. **Hathkargha Vikas Nigam**
5. Contact Details



Mrignayanee store.

Design Resource

Tribal Crafts of Jobat

The Art of Handcrafted Products

by

Sakshi Gambhir

IDC, IIT Bombay

Source:

<http://dsource.in/resource/tribal-crafts-jobat/contact-details>

Contact Details

This documentation was done by Sakshi Gambhir, M. Des. at [IDC, IIT Bombay](#).

You can get in touch with her at [sakshigambhir\[at\]gmail.com](mailto:sakshigambhir[at]gmail.com)

For Further details you can contact to:

Ismail Khan
Hastashilp Evam Hathkargha Vikas Nigam Ltd .
Indra Awaas Durry centre,
Jobat, Alirajpur district, M.P.
Mobile: 9926762461

You could write to the following address regarding suggestions and clarifications:

Helpdesk Details:
Co-ordinator
Project e-kalpa
Industrial Design Centre
IIT Bombay,
Powai
Mumbai 400076
India

Phone: 091-22-25767820/ 7801/ 7802

Fax: 091-22-25767803

Email: [dsource.in\[at\]gmail.com](mailto:dsource.in[at]gmail.com)

1. Introduction
2. Place
3. Crafts
4. Hathkargha Vikas Nigam
5. **Contact Details**