


# COURSE DOCUMENTATION



**BATCH OF '25**  
COURSE DOCUMENTATION  
B.Des Semester II

# Courses

DE 102: 3D Art and Design Fundamentals

DE 106: Typography Fundamentals and Exploratory Printing

DE 104 : Image Representation and Transformations II

DE 134 : Knowledge Organization and Communication

DE 122 : Design Studio II - Problem Analysis

DE 107 : A Study of the power of words

DE 132 : World of Images and Objects

# DE 102: 3D Art and Design Fundamentals

**Course Instructor:** Prof. B K Charkravarty

**Course Details:** 6 Credits, 3 Week Course

**Areas Covered:**

Visual Understanding

Local Craft Explorations

Form Generation

## Assignment 1: Visual Understanding

The introduction to the course began with a Chakku sir showing the class a slulpture made by Shri Balbir Singh Katt. The following assignment was to reflect on what we had seen and give the nameless sculpture a name that we saw fit. Then we had to explain why we had chosen the name and write our interpretations.



### Angles

This sculpture looks very different from others. What I can see there is two rectangular blocks and some patterns and spaces and two separate white parts also. At the first glance it looks like a sculpture with different meaning from different angles. If we observe patterns in them, the upper shape has some engraved shapes in it and the exact same shapes are in the downside rectangle also but size is large. Maybe an artist trying to show the difference between two things and at the same time trying to show the complex relation between them.

- Dataram Meena

### Dam Gate

At first glance, I thought of the sculpture as a miniature for a dam in some sci-fi/fantasy inter-galactic series. It would have been made for taking some visual effects shots, and also as a reference for the CGI artists. The setting for this dam would be on some desert planet. The channels, crevices and gates in the rocks would be operated by using some man powered control system. The white pieces would have a symbolic meaning among the civilization living there. The civilization living there would not be too technology driven as most of the ttech heavy civilizations move towards minimalism, but the dam has some nice organic faces and edges, which cannot be called minimalistic in my opinion.

- Abhishek Kshirsagar

### Alive

Unlike many sculptures that I have seen, this one is not boring. It would have been boring had there been only the sharp-edged sandstone or the organic marble. But the fact that they are both there together, makes it very interesting. The white and pink forms almost play with each other, in textures and visuals, one's roughness juxtaposing the other's smoothness, breaking harmony at every sight. The sculpture invites you to come closer and touch it, to admire it and observe it more carefully. The title 'Alive' allows for multiple interpretations, while highlighting what is common in all of them: a struggle which breathes life.

- Atharva Vankudre



## Assignment 2: Local Craft Exploration

For our next assignment, we were asked to find out about the indigenous crafts of our respective States of residence. Once we know that, we had to step out and find this craft in our towns and cities and try to learn more about it from the craftsmen firsthand.



## Assignment 3: Form Generation

The third and final assignment was to put all our learnings of this module into generating 3D forms using clay. We chose 3 pictures and which prominent emotion those pictures depicted. From this we shortlisted one picture and its emotion, which we then studied carefully to understand its visual grammar. Once that is done, we had to try and produce the same effect with clay.





# DE 106: Typography Fundamentals and Exploratory Printing

**Course Instructor:** Prof. G V Sreekumar

**Course Details:** 6 Credits, 3 Weeks Course

**Areas Covered:**

Font types and their uses  
Typeface and font  
Factors affecting readability and legibility  
Font design and text setting features  
Type terminology

Anatomy of type  
Glyphs  
Expressive Typography  
Bubbles and Rivers  
Widows and Orphans

Kerning  
Type contrast  
Hyphenation

Text Composition-  
Font, size, weight, width, grey value, numerals  
Line length, heading, letter space, word space,  
indent, allignment

Visual Hierarchy  
Golden Ratio  
Font identification


## Assignment 1

**Hand Drawn Images**

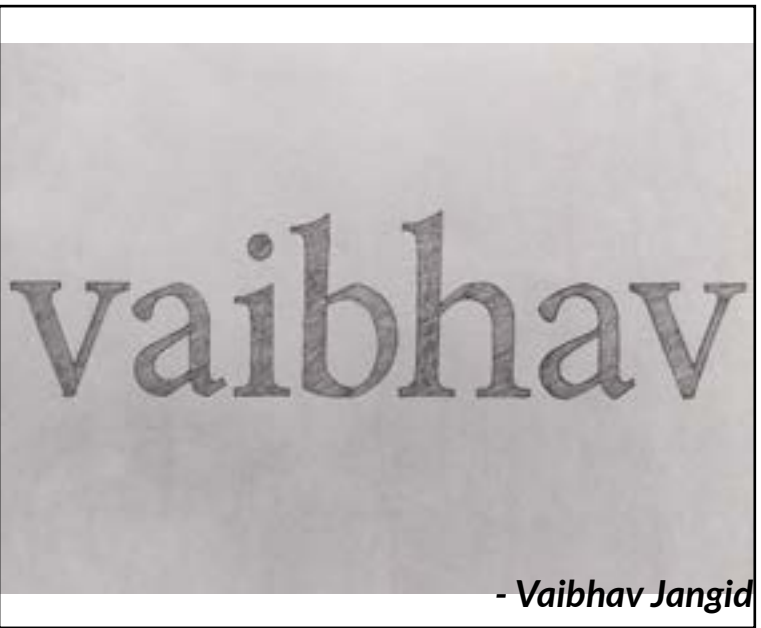
Study the visual grammar of Minion Font, as per discussion in the class. Create the following hand drawn images. Do NOT use any artificial guidelines or Rulers or Set Squares or any ob-  
jects for guidelines. Use hand drawn lines ONLY.

Do use colours.

1. Draw lowercase “a” of minion in A4 size portrait format, with 6B pencil.
2. Write your name with Minion Regular on the computer, observe the details and create a hand lettering image with 6B pencil. (A4 size landscape.)



- Satvik Shrivastava



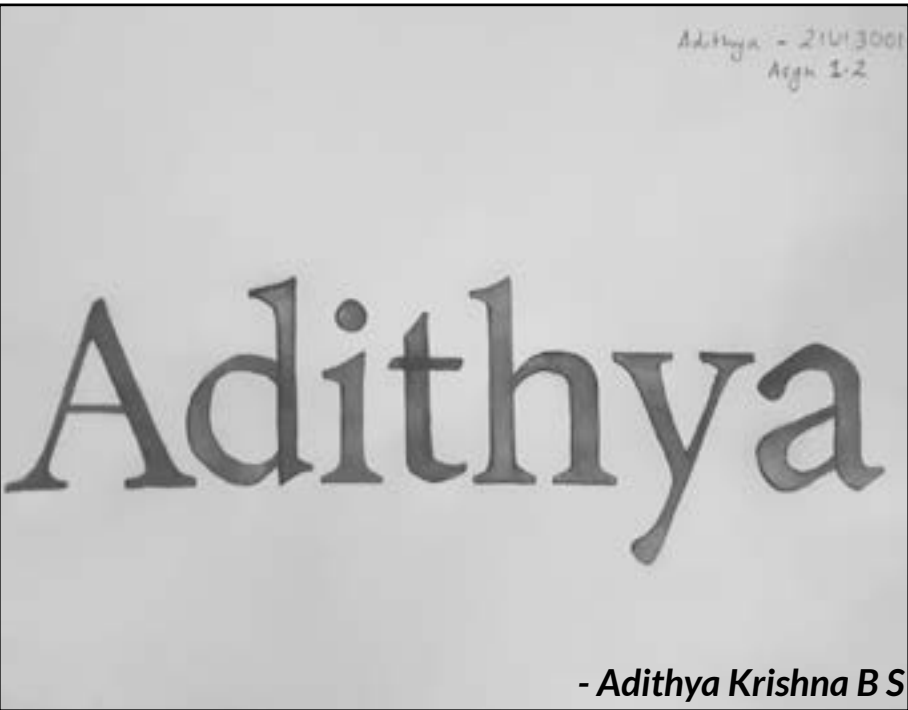
- Vaibhav Jangid



- Mehul Chaudhari



- Abhishek Kshirsagar



- Adithya Krishna B S

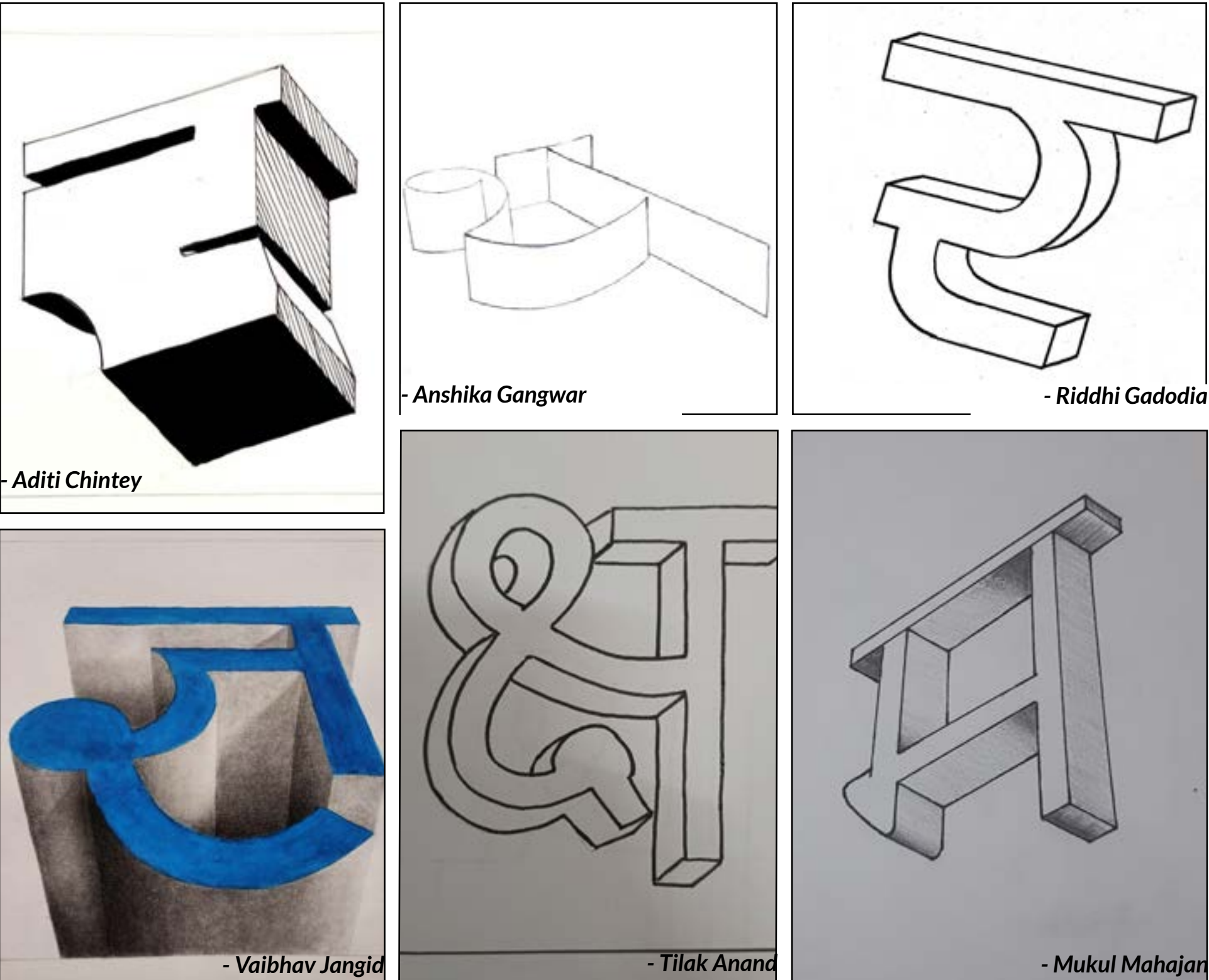
Assignment 2

**Hand Lettering of name in native script**  
Create a typographical image of your name in your native language, in five different styles. You may create a new style of your own or refer to an existing font or any other letter form style you have seen. A3 size, Landscape. You may use any tool you like and use any colour you like.



Assignment 3

**Three Dimensional visualization**  
Draw a letter from an Indian language you are familiar with, in 6 inches by 6 inches. Visualise this letter in Three Dimension and draw it from three different viewpoints.



Assignment 4

Visiting Card

Design a visiting card for yourself. It will have your name, address, phone number and web site URL. Size: width: 3.5 inches, height: 2 inches. Landscape format is mandatory. Do not use colours.



Assignment 5

Expressive Typography

One word is given to you. Express the meaning of the word in any way you like, using only Roboto font. You can experiment with all the parameters explained in the lecture. Create a mind map of the word and explore all words associated with the word given to you and various meanings and contexts.








## Assignment 6

### Calligraphic expression of the word music

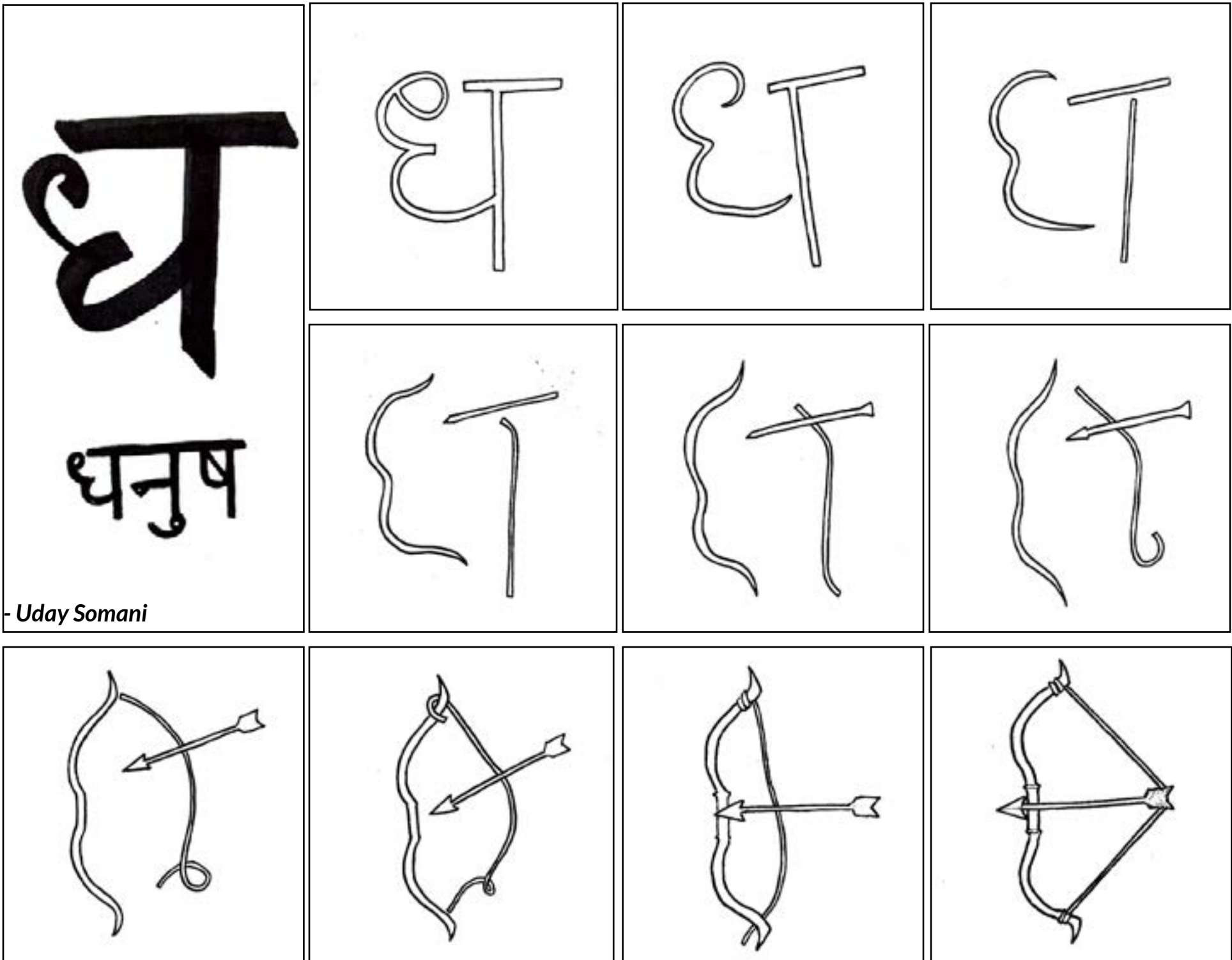
Express the word “Music” in your own language, using calligraphy. You may use any tool you like: Flat or round brush, Brush pen, Steel brush, Bamboo sticks, Marker, sketch pen, pencils etc. You may experiment with any Colour/s, textures, papers, inks as much as you like.



## Assignment 7

### Transformation Sequence 2D

Draw one letter from an Indian script you are familiar with and then draw one object whose name can be associated with the letter. Imagine that the letter form in 2D is slowly transforming into a 3D object, like an animated movie. Illustrate the transformation of a two-dimensional letter into a three-dimensional object





Assignment 8

Clay Models of Transformation

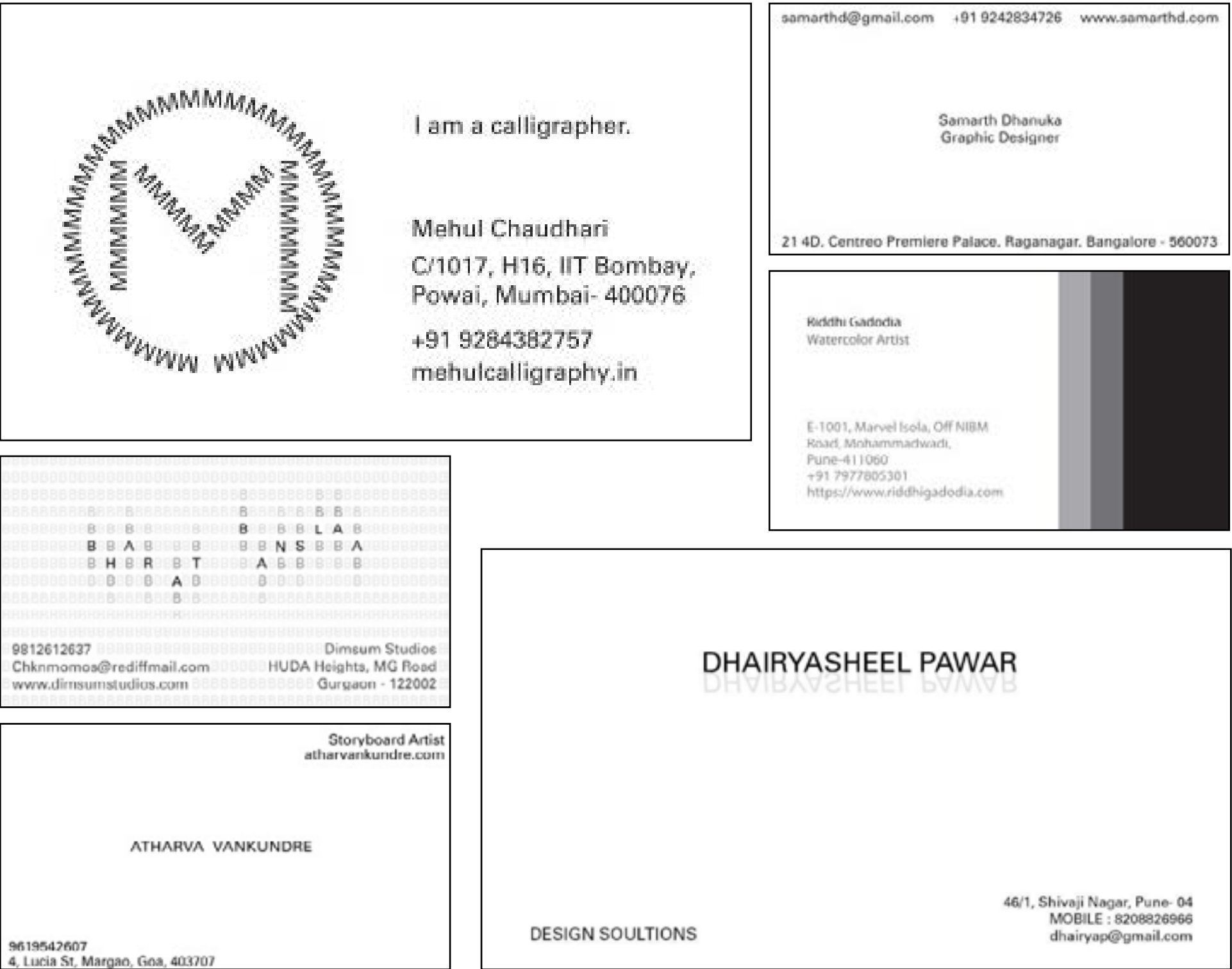
Create a series of dimensional objects using modelling clay. First object will be the same as the starting object in Part-1, Last object will be the same as the last object in Part-1. Select 3 intermediate objects you have drawn and make them in three-dimension with modelling clay.





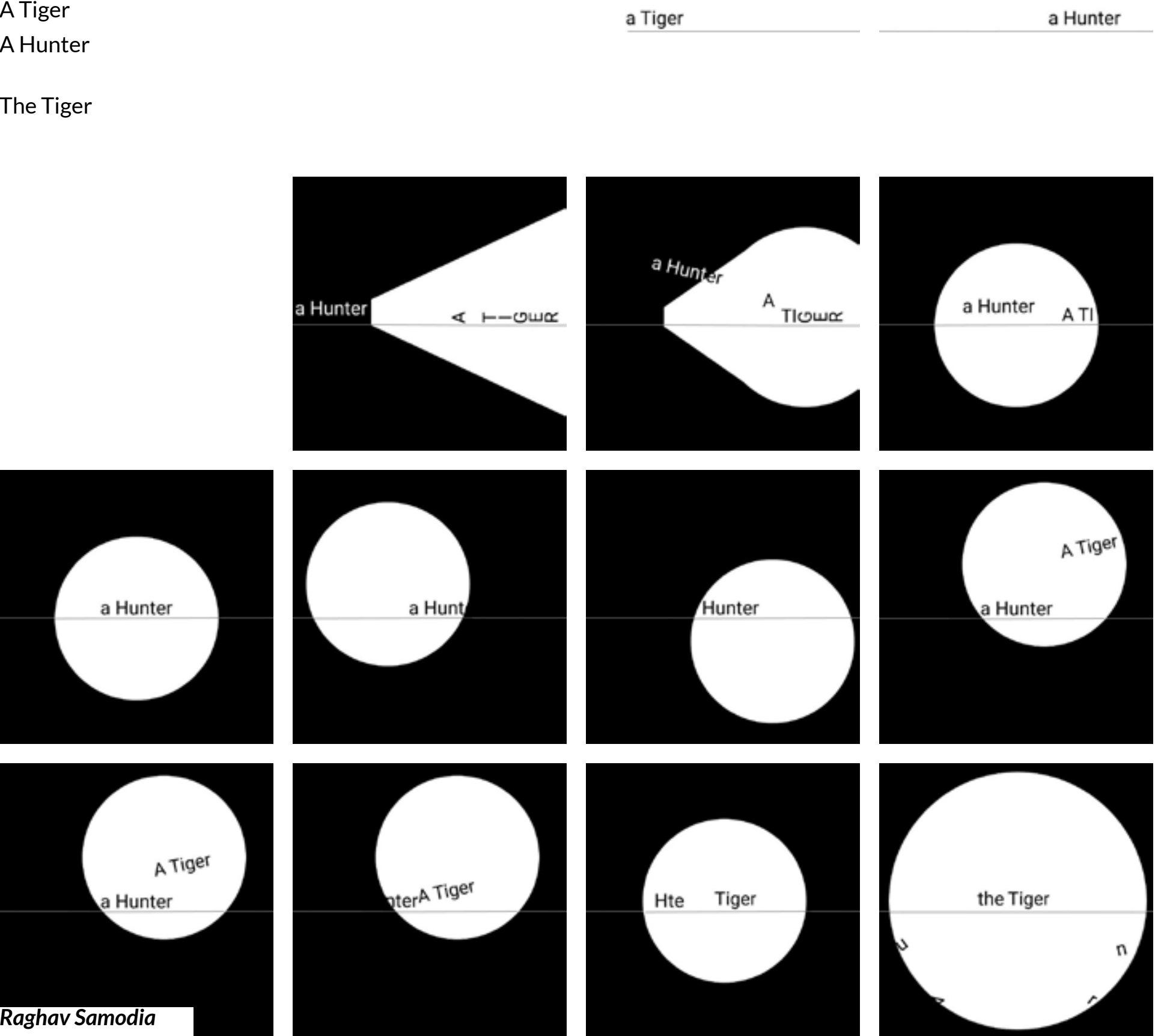
Assignment 9

Transformation Visiting Card with Font Restriction  
Designa visiting card for yourself. It will have your name, address, phone number and web site URL.



Assignment 10

Story Telling and Narrative  
Express the given story in a booklet. Story:  
A Tiger  
A Hunter  
  
The Tiger



Assignment 11

LetterHead Design

Create a letterhead for your own consultancy service, with your name as the name of organisation.




Anshika Gangwar




Ahmad Thaha Hussain



Vaibhav Jangid



Avani Bhagdikar



Dataram Meena



Ujjwal Verma



Longkun Chaiwang Yanlem

Assignment 12

Visual Hierarchy Poster Design

Poster for a design conference.

IDC is organising a design conference. Design a poster for the event.

Show photographs of each speaker inside square box. Size of the square is flexible and can change as per your discretion. Use original photos of the speakers.

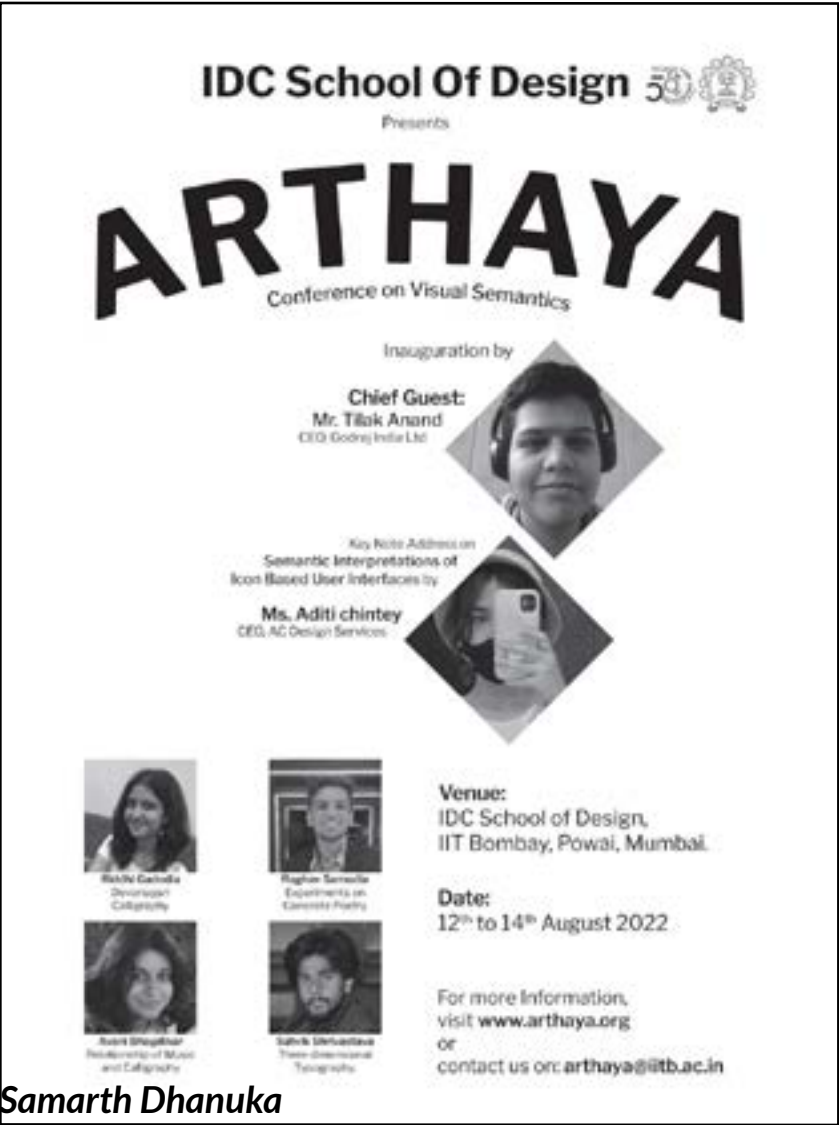
Use only Black and White photos.

The final poster is going to be printed in B&W.

You may explore grey levels.

This is a typographical poster.

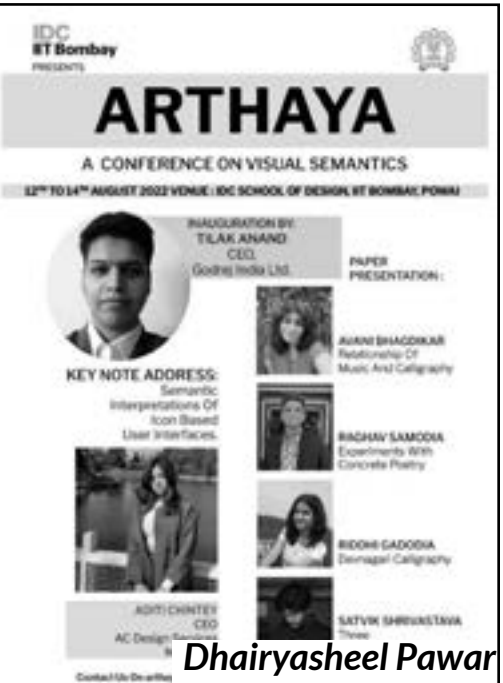
Do NOT add any illustrations or photos.



Samarth Dhanuka




Tarun Sathiyamoorthy



Dhairyasheel Pawar



Anoof P K



Samarth Dhanuka



# DE 104 : Image Representation and Transformations II

**Course Instructor:** Arun Mascarenhas  
**Course Details:** 4 credits, 2 Week Course


**About Course:**

3 sets of exercises/week  
10 exercises per set

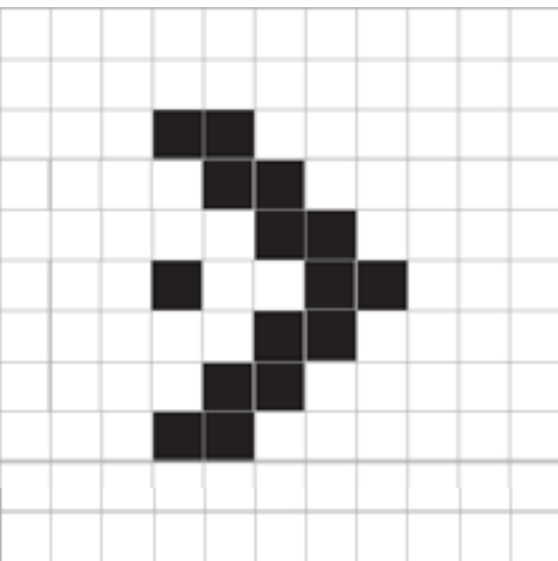
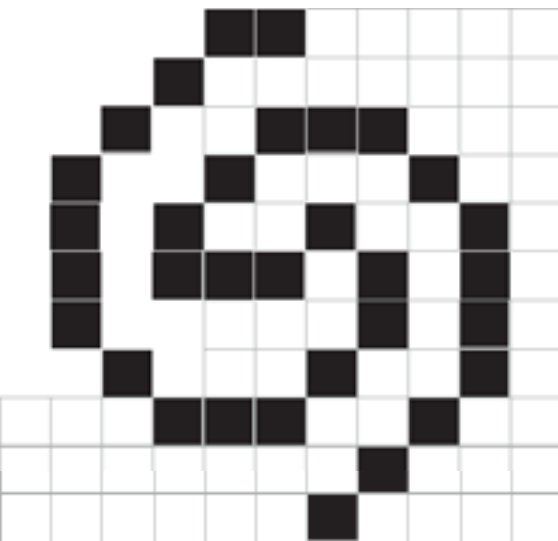


**Week 1:**

For week 1 of IRnT-II, we were given 3 numbers each, as a required number of black pixels to be used in each of our 10 exercises per set. The grid was 11x11 pixels.



Adithya Krishnan B S




Nithishwar

**Week 2:**


For week 2, we were given 3 numbers each again, but this time we were allowed to use coloured pixels in each of our exercises.  
The grid was 15x15 pixels



Riddhi




Tarun



Anoof


**Murals:**

After completing the assignments, the class was divided into 10 groups for arranging all completed assignments of the calss into murals of a common theme.



Mural:  
Experimental Pixel Art






Horizontally Symmetric

Vertically Symmetric

Continuous Line



Diagonally Symmetric






## Horizontally Symmetric



## Numbers



# DE 134 : Knowledge Organization and Communication

**Course Instructor:** Venkatesh Rajamanickam, Ravi Poovaiah

**Course Details:** 4 credits, 2 Week Course

**Week 1**  
**Instructor :** Venkatesh Rajamanickam

## Assignment 1

Information Design Critique  
Each of you should pick three examples and write a short critique on them.

### Measuring Tape



- Bright contrasting colors for easy readability
- 2 scales of inches and centimeters
- Metal strip to keep the head straight and taut
- Self-explanatory and straight to the point
- Tough, crease-resistant material for easy use

**Bharat Bansalaa**

### Metro Route Indicator



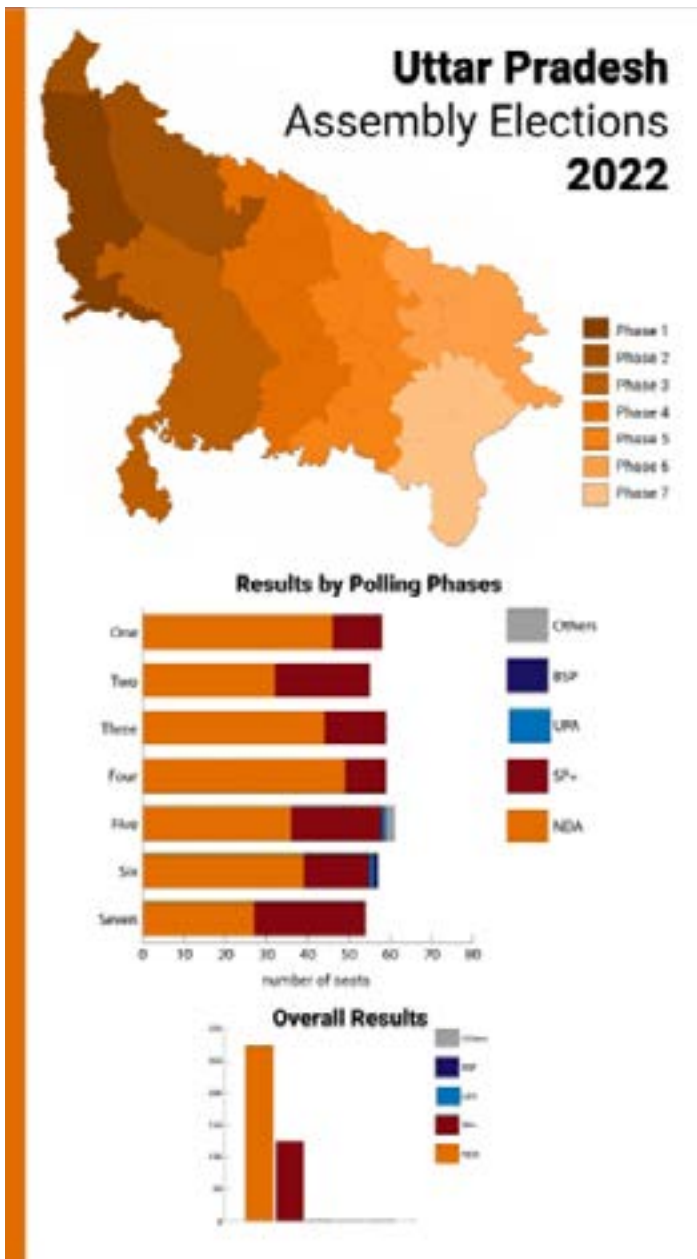
- The overall dimension of the remote is very ergonomic, and the size communicates nicely that you should hold it in your palm. The curved edges on top and bottom make the product more comfortable to grip. The rubber buttons also increase the grip while pressing them.
- A limited number of buttons that carry out all the functions makes the product look minimal and appear user-friendly, unlike the old remotes.
- Pushing the buttons on one side of the remote with the power button (which has a bright and prominent icon) on the top communicates which direction the remote should face while operating.

**Riddhi Sanjay Gadodia**




Assignment 2

Infographic Design  
Graphic representation of Election data of Uttar Pradesh 2022.

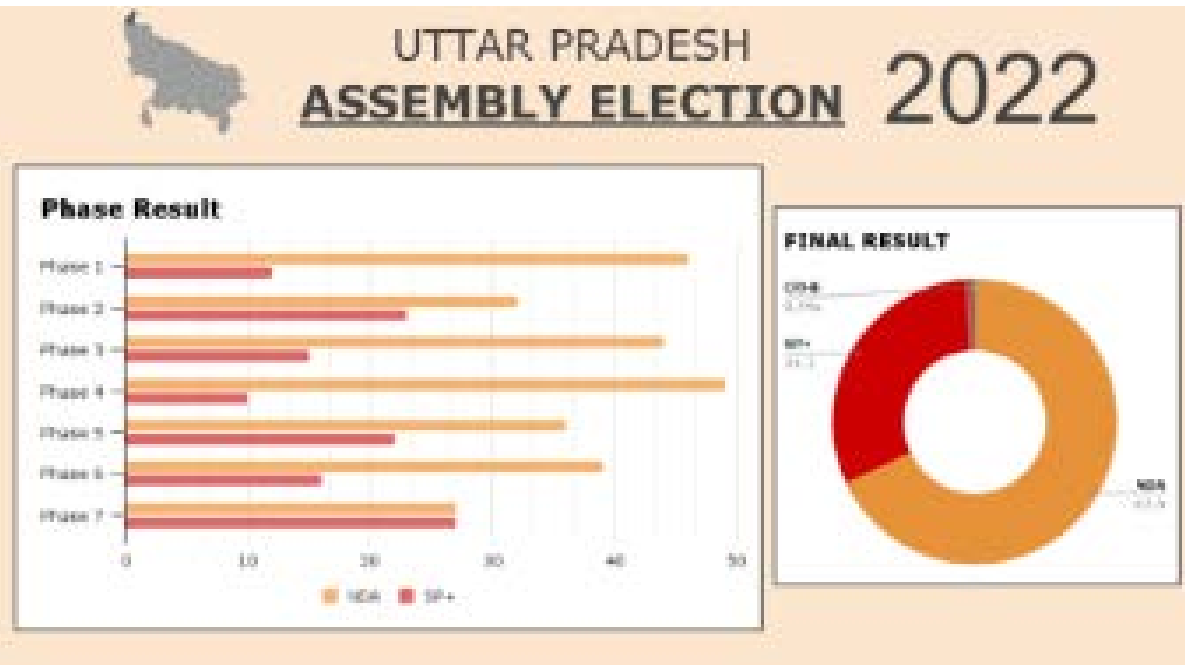


Laksh Jagdish Rajpal

Ujjwal verma



Tilak Anand



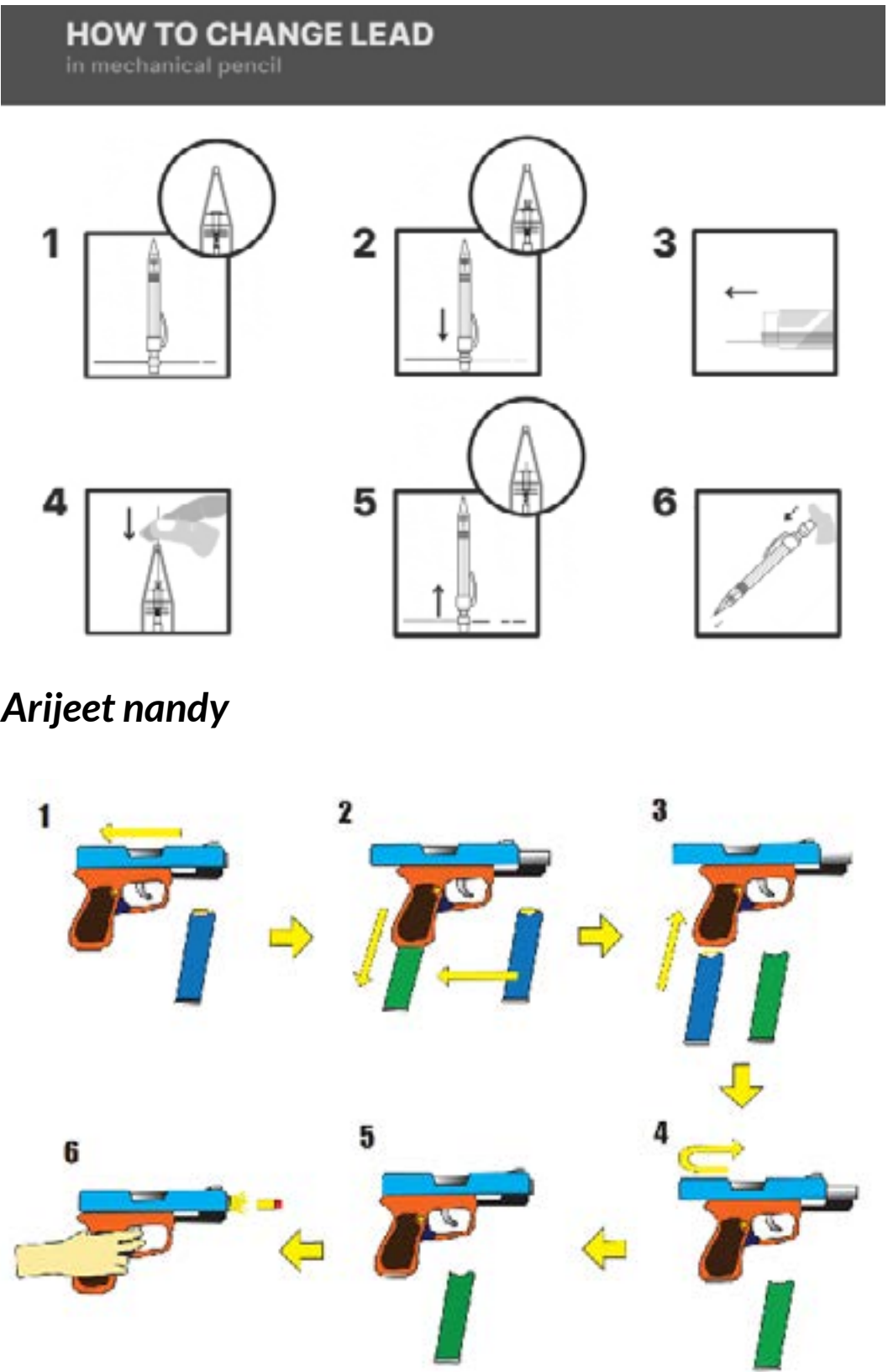
Assignment 3

Instructional Manual  
Graphic representation of process



Harinarayan Krishnan

Anuj Sunil Ambhore



Arijeet nandy



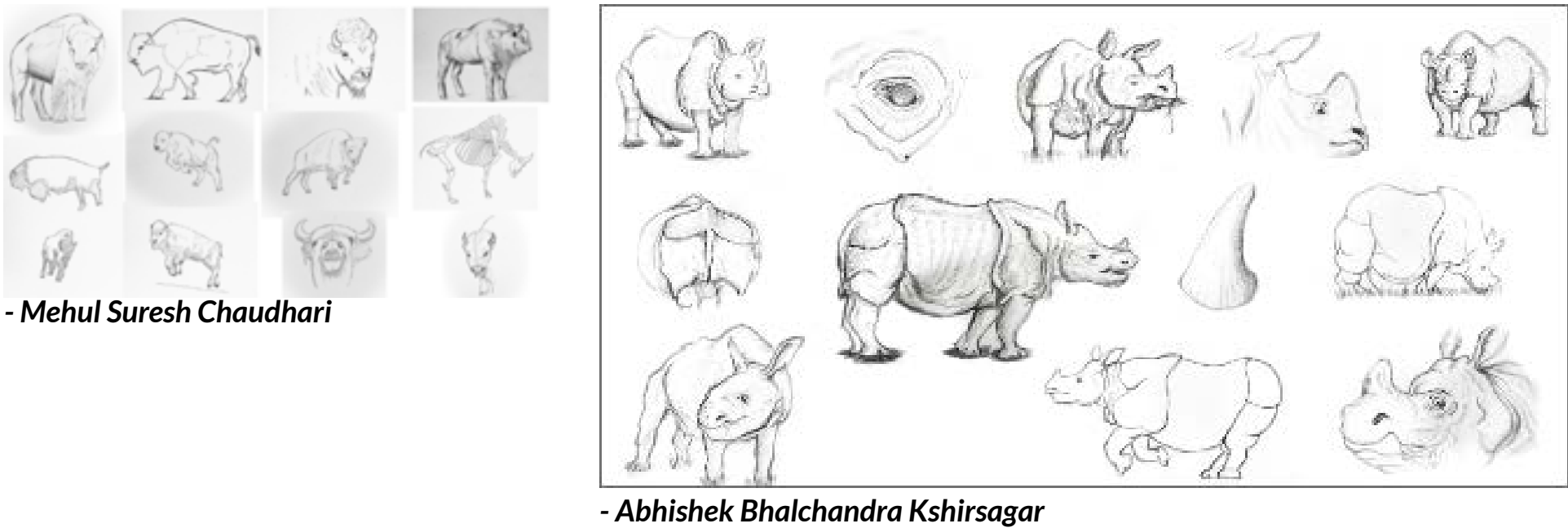
Week 2

Instructor : Prof. Ravi poovaiah

Assignment 1

Anatomy Study


Draw and study the every part and function of the body of creature.



Assignment 2

Graphic Logos

Graphic logo representation of drawings



Assignment 3

Journey Mapping

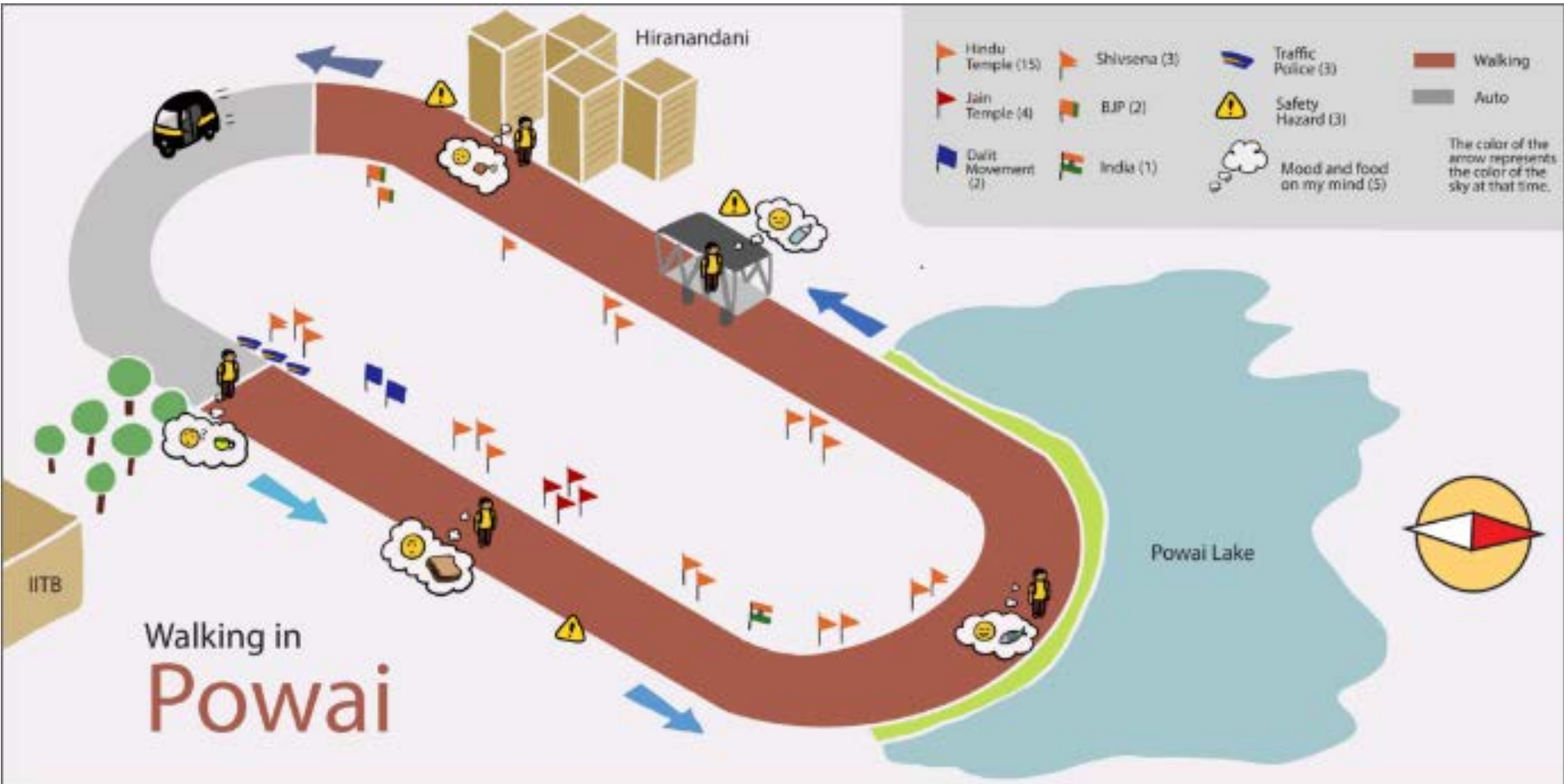
For this activity we were told to explore our city by walk and note down the details about path.



- Dhairyasheel Sanjay Pawar



- Riddhi Sanjay Gadodia



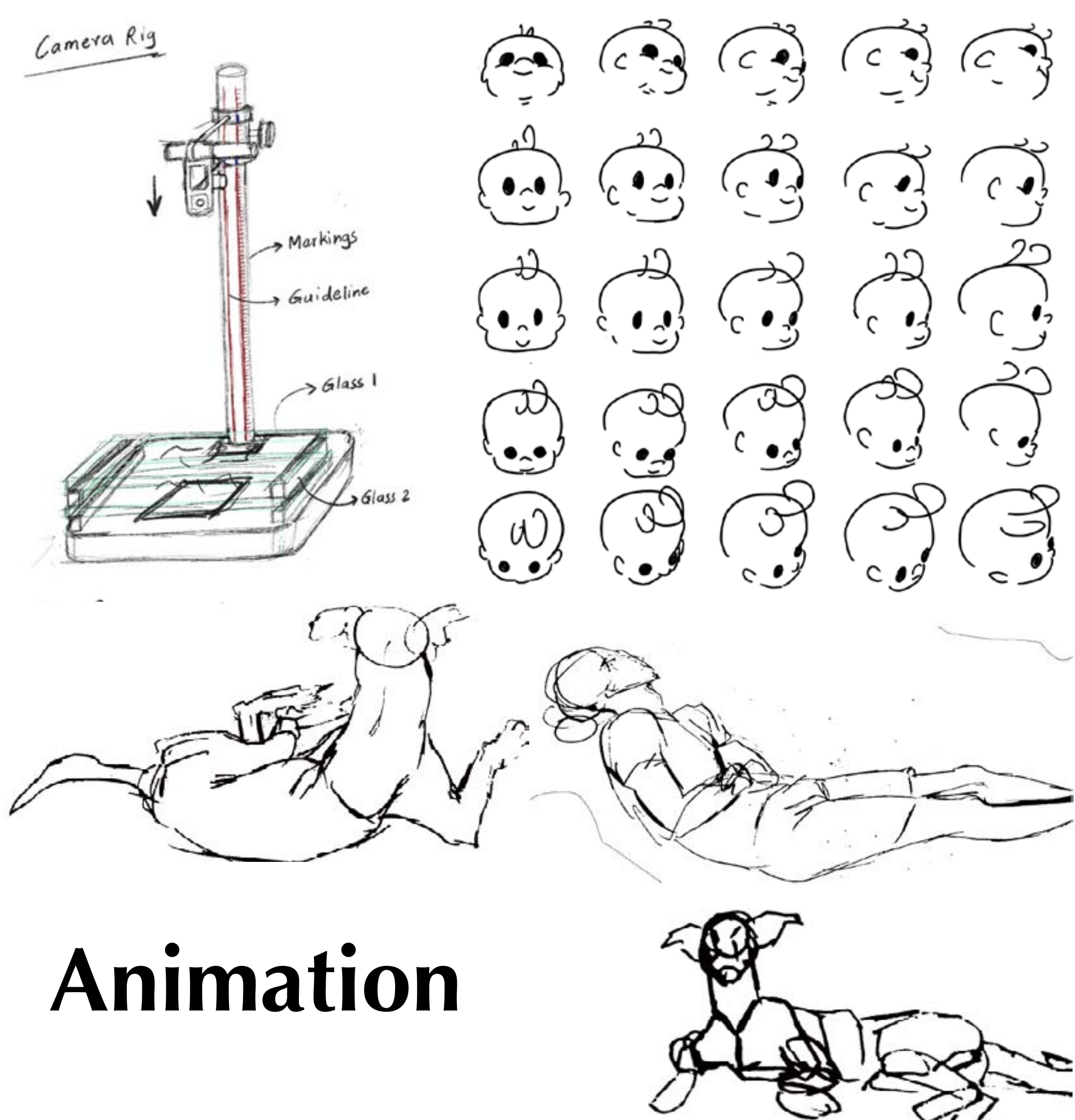
- Atharva Anil Vankundre

DE 122 : Design Studio II - Problem Analysis

Course Instructor: Raja Mohanty, Sumanth Rao

Course Details: 6 credits, 4 Week Course






**Animation**

**Contents:**


**2d Animation  
Claymation**





## 2D Animation:

'For 2D animation, we started off with daily gesture sketches of dogs and humans. We then moved on to developing a storyline involving a human and dog. Once a story was finalized, we finally moved towards the character design and creating an animatic.



## Stop Motion (Claymation)

DragonFrame was taught.

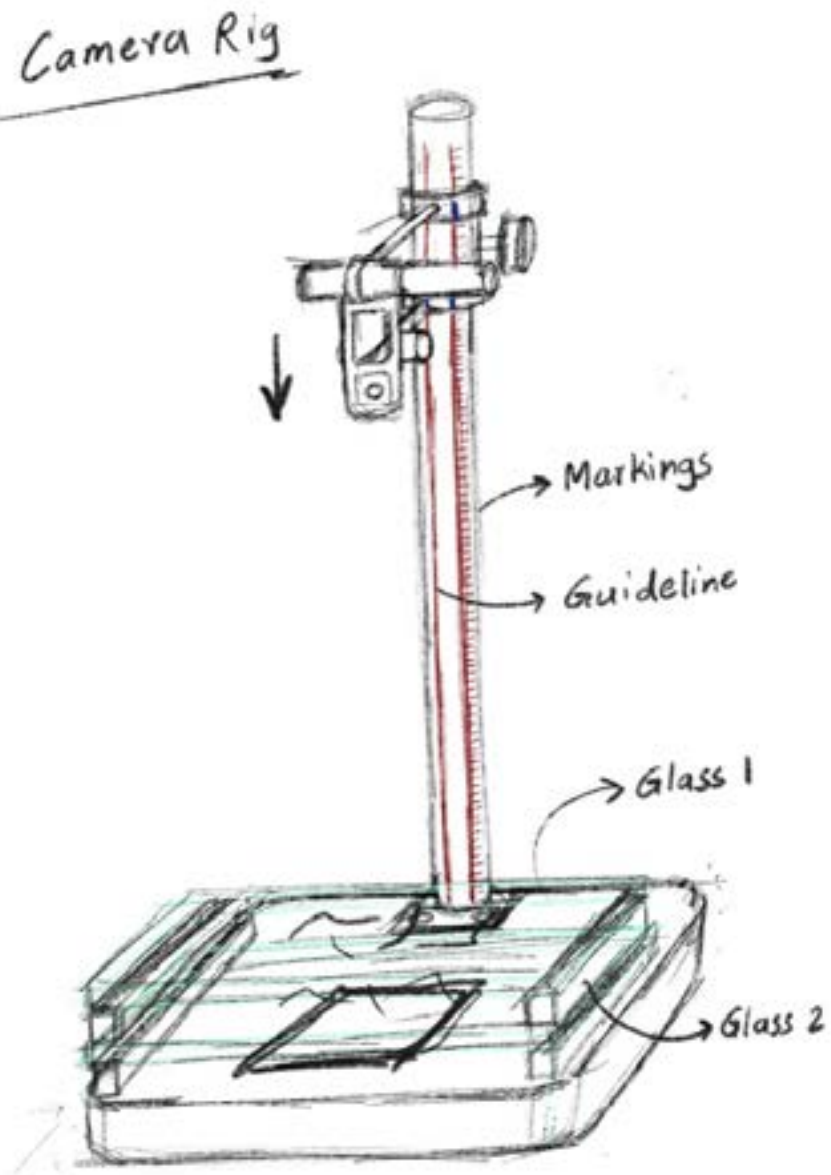
DSLRs were used for taking stable frames

Many abstract animatics were made.

Final animatic was decided and materials were bought for it:

- 1) Plasticine
- 2) Glass(2mm thick, 2feet\*2feet)
- 3) Wood
- 4) Issued camera
- 5) Camera holding apparatus

2 glass layers were made for showing depth in the claymation with the camera facing downwards.



### Idea 2

Shoot cracks on another layer.  
Add blur & composite in post.



# Products

In the product group, students explored various materials like wood, clay, and bamboo. Depending on their personal experiences and liking during the exploration phase of the material, students understood the material they wanted to work with for the project and, by the end, were able to make products that ranged multiple uses successfully. The various material studios in IDC were available for the students for the entire process. Under proper supervision and learning by doing, students could get involved in the activity of creating something tangible using their own hands. With constant feedback and reviews from Prof. Raja Mohanty and Prof. Sumant Rao, it was a fun and learning experience for all those who participated.

## Material: Wood



Manu Krishnan



Vaibhav Jangid



Manu Krishnan




Vaibhav Jangid



Ujjwal Verma



Mukul Mahajan



Manish Verma



Laksh Jagdish Rajpal





Laksh Jagdish Rajpal



Samarth Dhanuka



Mukul Mahajan



Ujjwal Verma

# Learnings

**Mukul Mahajan**  
It enhanced our thinking capabilities. Before designing any product, we should ask ourselves some questions like why are we designing this product? Is it necessary? We also need to remember the term “design for humans.”

**Vaibhav Jangid**  
During studio sessions, I learned many things including handling power tools, trying different joineries, exploring various types of wood, and learning how to use waste wood wisely with less wastage.

**Laksh Jagdish Rajpal**  
One major lesson I have learnt from the project perhaps in a wrong way is patience. With wood, the lack of patience and thought caused my injury. Patience is something I really need to work on and I hope to do that in the coming works.

**Divyansh Rastogi**  
During my work with wood I made a photo frame and a stool. I also got to learn how to change the blade in the band saw and fix it.

**Samarth Dhanuka**  
Everything I made was made by reusing wood available in the wood studio. Learned how to calibrate a few tools and machines, how to take measurements while leaving scope for some adjustments or mistakes and even taking into account the thickness of the blades of the machines and saws and sanding. Thinking about the entire process and tools and materials required before starting the work.

**Manu Krishnan**  
When you actually work with your hand and try to make things it becomes clear that nothing goes exactly as you plan. You do iterations of whatever you want to make until finally you are somewhat satisfied. You learn patience and learn to critique yourself in a healthy manner which helps you improve.

\*\*\*\*\*



Material: Clay



Divyansh Rastogi



Ujjwal Verma



Divyansh Rastogi



Laksh Jagdish Rajpal



Yash Kothari



Anuj Ambhore





Divyansh Rastogi



Manu Krishnan



Anuj Ambhore



Mehul Chaudhari



Manish Verma



Mehul Chaudhari





# Learnings

**Divyansh Rastogi**

During the time I got to explore two skills for product design working with clay and wood. It was a fun experience to understand clay as a material and how to use it to make pots and mugs.


**Yash Kathori**

I explored clay products for my design project. I liked working with clay and it was quite meditative for me. I was deeply involved in work. I tried to explore the material in 4 weeks. I learned techniques like slabbing, rolling, kneading clay, joining clay parts, throwing on pottery wheel, etc. I made bon-sai pots, animal sculptures. Together, the clay group made a Buddha mural.

**Manu Krishnan**

I worked in the clay/ceramics studio. I was doing free material explorations and was trying to make animal figures. Giving attention to details was given paramount importance. Studying the minute cuts and curves and trying to replicate it as it is was what I tried my hand at.

\*\*\*\*\*




# Material: Bamboo



Mehul Chaudhari



Mehul Chaudhari



Mehul Chaudhari



Mehul Chaudhari





Mehul Chaudhari



Mehul Chaudhari

**Learnings**

**Mehul Chaudhari**

Learned to observe products more like a designer, like understanding its design, material, manufacturing processes or fine motor-skills involved while making the product. Material handling skills were improved. The understanding of the materials that we explored, bamboo in my case, was gained.

Learned the basic steps involved while designing and making a product. Making a product out of bamboo made me realise that it could be made better by gaining more experience in working with bamboo. It also helped me understand that working with bamboo is not as easy as I had thought. I would like to work with and explore more bamboo.

\*\*\*\*\*

**Films**




Scan Here



DE 107 : A Study of the power of words

Course Instructor: Prof. Sampurna Chattarji

Course Details: 2 credits, Weekly Course



Tilak Anand

Thoughts I think

A person goes back in time and builds a time machine before it was initially built and ends up discrediting the original creator. Story of how the original creator works his way to prove that the machine is in fact his design and discovers a multitude of things in the process.Eventually, finds out that the second man was himself, and he only did that to force his past self into seeing truly how the machine is built. A loop in which he has been stuck for infinite cycles. The end is sort of a threat from the future self, that breaking the cycle might cause time travel to cease to exist forever.

\*\*\*\*\*

Divyansh Rastogi

Terrain of my world

I don't love you. Don't take it to your heart but it is what it is. Anyways congratulations on making it half-way into the week. I don't know how you gonna make it till the weekend but seriously I am too lazy to help you. I don't like making efforts to save anyone. Since the beginning of time, I have observed that people say that I'm the worst of all. I am such an influential person that I make other people apathetic like me. They say I'm neither here nor there. I'm too far from the week-ends on both ends. It's like they are stuck in limbo. "I just love Wednesdays," said no one ever, and that's mighty telling of how much I suck. But I just don't care. That's it.

\*\*\*\*\*

Manish Verma

Character

Hi, I am Rattata, a rat fat for its age. I live in this small room which doesn't have a roof and is all surrounded by snow and have posters of some of my favourite quotes and these sheets and tools are all for my as-signments.

Well here's something about me, I am a very materialistic person. I find happiness in all the things which I can buy and can actually make me happy. Cars, Gadgets, Shoes, Clothes and most importantly FOOD!!!! And although people say money can't buy happiness and even I also agree with it in some sense but not completely.

But well, life has been easier since I stopped considering everyone's opinions. My mother used to say, "Rattata, listen to me. Listen to everyone but do only what you want."

I took the advice to heart.

And well, whenever the topic of finance comes my heart goes brrrrrrrrrrr!!!!

\*\*\*\*\*

**Abhishek Balchandra Kshirsagar**

**Darkness**

Darkness is the thing they all are looking at. The first angel was looking out for any threats from the emerging darkness that was taking over the world. When it appeared, she started to ring the bell to alert everyone. A small hope of life against infinite darkness. The bell suddenly started to glow, and then there was a spark, a burst, a flame and fire, to engulf the darkness from within. The second person was staring darkness, dead in the eye. Waiting for it to respond, becoming darkness himself or herself. This is how darkness spreads, through inaction, just hoping for the light within to start burning against the darkness. The third lady was peeping into the darkness of the lives of the people living behind that locked door. Maybe they are rich, most probably poor, but whatever, they might have some darkness in their lives. The curious lady might have wanted to empathise with those people, so she was taking a small peek into their dark lives.

I remember the day when I was coming to this house. It was a road trip with some friends from the godown. On the way, I saw some trees from the back of the truck. It was very nostalgic to see those randomly grown branches and leaves. I was thinking about how naive I was in my childhood when my roots were with me, they provided everything I ever needed – my quality and strength though I had no responsibility at that time and had nothing to worry about. But now I am responsible, I learned how to keep things safe! Before I could go any deeper in my childhood,

with the last scratch on my left door, the truck stopped. They somehow managed to drag me to the main door.  
Person1:  
“The width of the door is not sufficient to pass this cupboard, there must be another way to get it inside without any more scratches, look at that scratch on the right door! ”  
Person2 came with his toolbox and took out a screwdriver and plier and before I could see what he did with those I passed out!And when I woke up I was already inside the room!  
I still wonder how they got me inside.....

**Vaibhav Jangid**

\*\*\*\*\*

**गज का गीत**  
मैं धीरे चलता हूँ,  
काम करने में थोड़ा वक्त लगाता हूँ,  
ठंडी हवाओ में सो जाता हूँ,  
मैं दन्ती हूँ।

मैं घूमता हूँ,  
मैं खेलता हूँ,  
नदी के पास ठहरता हूँ,  
मैं मतंग हूँ।

मैं दोस्त हूँ,  
शुभचतिक हूँ,  
मैं संगीत का श्रावक हूँ,  
मैं गजेन्द्र हूँ।

मैं जानता हूँ,  
बताना चाहता हूँ,

पर घबराता हूँ,  
मैं कुम्भी हूँ, मैं वतिण्ड हूँ, मैं गज हूँ,  
मैं गज हूँ।

\*\*\*\*\*

**Harshal Prasad**

**Kumaoni**  
There are many famous poets and authors from Kumaun region but unfortunately none of them wrote any of their pieces in Kumaoni. Not onl that but it is very hard to find anything specific or officially written in the native language. Kumaoni is mostly a verbal language with very less of its text that is passed on. The kumaoni language is written in the Devanagari script. Due to the less number of native speakers the language is now categorized in ‘world languages in danger’. In the Kumaon region most of the gods that are worshiped are believed to be once kings or queens who did some good deeds for the Kumaon kingdom and are now worshiped as gods and goddesses. In Kumauni literature there are many stories of these gods and goddesses which are known in the form of Lok geet. One of the few famous stories is the love story of Rajula and Malushahi. I read the summary of the story but will try finding the complete story in detail. The only poem in Kumauni that I found is called ‘Burroons’ or Buransh in Hindi. The poem is composed by a well known poet by the name Shri Sumitra Nandan Pant. This is his only composition in Kumaoni.

\*\*\*\*\*

**Avani Bhagdikar**

**Roses**  
over the stone, crawls the fresh vine  
fiercely grasping all it touches, finds  
possessively whispering ‘this is mine!’

and so every morning, it shyly flowers  
roses run over the roof till it’s covered  
as a breeze blows, the pollen powders

the delicate white blossoms lightly fall  
dancing in the air, a quick twirl, waltz  
borne by the wind, pale, fragile, small

i had picked a few of them yesterday  
for my sweetheart, only just a tiny spray  
tied with a red ribbon, a small bouquet

so we met by night, near a glossy lake  
and talked all night, sedulously awake  
by then the roses faded, petals flaked


and yet the stem remained, and so we  
decided to let it grow, into a rose tree  
as a tiny piece of us, of them and me

maybe after I return it’ll have grown  
kissing fragrance into air, a cologne  
beside the lake, beside fern and stone

perhaps someday, a yearning soul will  
pick our roses, and let emotion spill  
to the one who makes time stand still

but for now, into each other, they intertwine  
the roses carpet the roof, lover’s shrine  
over the stone, crawls the fresh vine.





Brainstorm

**Arijeet Nandy**

**In an oblong universe**

In an oblong universe, the author has demonic nostrils. Big, deep and wide, through which she smells things even miles away. Not just the usual, sweet, foul or fresh, but also colors, moods, thoughts and time. There's a pen carved out of the limbs of some unlucky creature, which she holds in her feet to write the darkest stories. Using her strong sense of smell, she weaves her stories so well that every work of hers stands out and becomes more than a collection of words on pages. She is the best-selling author in the town for whom her readers desperately wait for her new issues of dark, entertaining stories. Stories filled with hatred, crime, sorcery and blood. Bored of the stories which glorify the excellent heroes, her readers love her works which tell how the evil wins.

\*\*\*\*\*



Amava



Understandbly Utsuk

**Akash Das**

**Photo prompt**

Ana, a tourist, went to an unknown land of sculptors. She saw many merchants selling small and huge figurines and sculptures. It was an overcast day and was about to rain. So she took shelter inside a shop of a sculptor whose name was Abdul. Abdul was making a large sculpture on his table, and Ana talked with her about day-to-day stuff. After talking, she realised that he was a generous man and that he would give her any one sculpture for free in his shop. She saw every sculpture, and all the sculptures were black, colour but one sculpture caught her attention. It mesmerised her, like she was attracted to the sculpture. It was made of the finest quality wood, having intricate detail and precision. It had a stick that it was holding, which was made of gold, and a bell was attached to the stick. Abdul shouted and told her not to touch it. He said if anyone touches it, he/she will become concrete.



Hikikomori

She laughed at him and said she would take that sculpture at any cost. Abdul said it was not for sale, then Ana argued with him. She said under the sculpture, the price was written, and she was willing to give three times the price of that sculpture. He said he would not and pushed her out of the shop, but Ana didn't give up. She waited till afternoon, until Abdul came out of the shop, locking the door. Ana stealthily went towards the door and peeked inside the shop. She saw the back window of the shop was open, so she went to the back of the shop and used the window to go inside. She then went towards the sculpture and took it with her. She laughed as nothing happened to her, even if she touched the sculpture and realised Abdul was trying to fool her. Before leaving, she realised that it would not be wise to take away the sculpture without paying him, even if he was rude. It would be considered stealing, so she kept the money for the sculpture on the table of Abdul where he was working. Just before leaving the shop, the sculpture moved its hands and rang the bell very loudly. She then dropped the wooden sculpture from her hand as she got frightened. She then quickly turned into a black concrete sculpture from the bottom up. After that, Abdul came and took her stuff and robbed her. He then covered Ana's sculpture with a white robe and placed it for sale in his shop, attaching a price tag. It all went according to Abdul's plan. He is not a sculptor. He is a magician and turns people into black sculptures using the forbidden wooden sculpture and keeps the black sculptures as showpieces in his shop and robs them. After that, he went into work on his table and another customer entered his shop, and so it continued...

\*\*\*\*\*

**Learning and Feedback**

Sampurna ma'am was our mentor and guide for the duration of this course. The course dealt with both the thought processes engaged while writing, and also with the communicative body of work generated by the same. It was an extremely enriching experience. Over the course of the semester, several class discussions on a diverse range of topics were held. These were supplemented by various works of literature relevant to the discourse. These discussions introduced us to new perspectives, to new ideas and creative ways of thinking. For many, the assignments enabled us to get acquainted with expressive writing. We focused on both the strange and the familiar. Not only did we inhabit different bodies of different characters with different voices, we also walked along well trodden paths, attempting to redefine and reinterpret that which we were already comfortable with. We also paused for introspection along the way, speaking to ourselves with the hope of finding clarity. Learning how to ask the right questions which will someday lead to us finding the right answers too. All these activities aided us in our experimentations and changed the way we approach writing. The skills learnt over these months will certainly be beneficial in the future too.

## DE 132 : World of Images and Objects

**Course Instructor:** Prof. Krishand

**Course Details:** 4 credits, Weekly Course

## Ee Ma Yau

The film Ee Ma Yau deals with death. It does not say much about the particular event of death, but rather the events and emotions that follow death. The film begins with life, as the story quickly reveals that the daughter is pregnant. Soon in a succession of frames, death enters the scene. Wailing sounds, crying etc quickly set the mood of distress and sadness caused by death. People add their own details to a story of death to make it interesting.

The mood of the film is quite simply set by using certain natural elements such as rain and night. Every frame holding a sad moment is accompanied by rain that adds another layer of distress and discomfort to the film. When a moment gets worse, the rain falls heavier, as though nature too was weeping at death. Another element that set this mood was the time and lighting. A lot of scenes were shot at night, the natural darkness complemented death as well as the emotion of the characters being lost. Even the daytime shots were often accompanied by either rain or cloudiness, limiting the light in every scene and continuing the same setting throughout the film.

The film also consisted of several handheld long shots where the camera followed the character to engage us and follow closely. With a more naturalistic camera movement and lesser cuts, the feel of ourselves being a part of the event was created.

- Samarth



Picture Credits- DEATH | EE.MA.YAU (2018)



# The Square

The Square opens with an interview between two characters. The interview aims to find what the museum considers to be “art”, and how far could that line be stretched. Christian, the curator of the museum answers the question with another question-

“If we took your bag and placed it on the floor of this museum, would that make it art?”

This one line sets the tone for the rest of the film, and in fact reveals itself in almost every scene.

The Square is shot in such a way that you might think the actors were not given a script at all. Every conversation is completely natural, with awkward pauses and gaps as a person stammers or thinks of what to say. Normally, movies keep their dialogue airtight but this was not the case with The Square. Even background noises were allowed to intrude in the dialogue, be it intentional or not. The footsteps of a visitor, the crying of a baby, the ringing of a cell phone, the outbursts of a man with Tourette’s. Usually a viewer would pick up on every single sound or visual, because it is assumed that if it is placed in the movie, it must be relevant to the plot. But not with The square. Most sounds were just ordinary noises placed in the film. This made the film seem less like a movie and more like an observation into these people’s real lives.

The same was the case with the cinematography. Several scenes had additional elements and actions taking place in the background while the characters continued with their conversations. Again, these actions added nothing to the plot, even though a viewer might expect them to. Movements that will catch your attention and make you wonder why they were added in the movie at all. The camera framing would put the character in focus, but would also be wide enough to see what was going on in the back. Once again, this gave a very natural and observational view of the events in the film. It was as though you as the viewer were a character in the film yourself. Sitting in the passenger seat with Christian, getting yelled at by Michael, attending a board meeting for marketing, making love to a stranger you hardly know. Every time the camera placed itself at the eye level of a character.

Hence the film makes us question firsthand, “what is art?”. Is this movie a piece of art or just a documentation of events? By simply placing a random sound or action in the middle of a film does that make it art? Is this the cutting edge of art or has it gone too far? All of this is for the viewer to decide.

- Uday

# Three Colors: Blue

The film starts out with a car accident of Julie and her family. Julie was the wife of a composer and in that accident her daughter and her husband lost their life. Julie somehow managed to live and got admitted to a hospital. After that she had a mental disorder and tried to forget her past life. She locked herself in her home and tried to be low profile by not interacting with anyone and not making social connections in Paris. She then gradually found out different things about her past life which irritated her as she was trying to forget her past. The more she tries to forget about the feelings about her past self, the more she gets attached to it. She then sees Oliver, who is an old friend of hers, who loves her but didn’t tell her about it. She then interacted with her and got along with her so that she can come out of her isolation and her mental instability.

The color Blue is used beautifully in the film, both physically and emotionally, and created its own meaning in the film. It shows the meaning of grief and liberty using blue and also uses audio sound in key scenes makes it an excellent film. The pacing was slow yet beautiful and one of the best slow paced films I have watched.

- Akas

The use of Blue in these scenes:



# Vrithakrithyilulla Chathuram

## Story

The movie Vrithakrithyilulla Chathuram, or A Minor Inconvenience, was very different from the usual ones we see. It was the story of a man, Mani, who had a troubled relationship with his father. He has settled in Korea while his father continues to live in Kerala. The movie follows his reaction to his father’s death, which brings him back to India, and takes him on a journey from Kerala to Kashi.

## Cinematography

The camera starts shaking whenever the character’s mental state is unstable, like when Mani first learns about his father’s death. The transitions are especially noteworthy, like when he dozed off in his home and wakes up at the airport. There are beautiful visuals throughout the film, like the one where he sleeps after eating pizza after a day of cycling. The visual is also shown on the poster.

-Atharva



# Eeb allay ooo

Eeb allay ooo, a film by brilliant director Pratik Vats is a film that is set in the city of Delhi. This movie is about a man who gets a job of shooshing the monkeys, yes the monkey repellent. Even the idea of the film seems a little bizarre, the film is very real and brutally evoking. The lead of the play is Anjani, (really liked the name because anjani was the mother of hanuman) which greatly played by Shardul Bhardwaj, portraying a ambitious common man. He is living with his sister and her husband. Film has to speak about various social aspects, the primary health care being not good and other similar problems.

The only job possible for Anjani was this, to become a monkey repeller and hence he took it. He wasn’t well educated, didn’t had any specific talent but just wanted to work and earn the living. The movie is basically a funny, penetrating satire. The scenes where we see the lead dealing with monkeys, facing difficulties in it are worth seeing where they are overshadowed by uncertainty and inanity. The spread of the film between two jungles, ine concrete with literates and the other with the animals being illiterate, the protagonist somewhere falls in between of the two who is a migrant worker. But here in the film, the migrants are lifted from the traps of political agendas, and are shown dignifying their fight and make good out of it.

- Dhairya

# Dheepan

The film is about a man who used to fight as a soldier for the Tamil Liberation Army. Due to the loss of his loved ones he loses his motivation to fight and leaves for France. With him he takes a woman and a girl as his counterfeit family. They claim identities of a deceased family who had migrated to France. There they struggle to adapt with the culture and language of France. Despite the lingual and cultural differences, Dheepan and Yalini find jobs in the housing project that they are living in. They work there even if they are not comfortable with the drug and gang environment around them. Yalini had left Sri Lanka to go to England, to her relatives. But due to some issue she can’t. She is a religious person who worships the god whenever she can. Illyaaal, the girl goes to school and helps her counterfeit parents with french. The three of them have so much on their hands as individuals, they can’t even live as a fake family. All three of them struggle to adjust with the lifestyle of the French people and are constantly trying to fit in. During this, Dheepan’s past friend finds him and asks him to help the cause they were fighting for. This further adds to the tension between Dheepan and his family. Overall, it is a story about a family, group of people, adapting to a different culture together, not together.

- Abhisekh



## Fitzcarraldo

The story behind the making of Fitzcarraldo is one of ambition taken too far. The director, Werner Herzog, is known for having an unusual approach to filmmaking- namely one that values authenticity and experiences above all else. His work involves as little usage of props or stage setting as possible, as he prefers to have shoots involving real-life situations. In this sense, his work becomes more like a documentary of sorts rather than a film.

Les Blank created a documentary, 'The Burden of Dreams', that highlighted some of the difficulties the crew faced during the production of the film. One event in particular caused a great deal of hardship- Herzog required the crew to transport a 320 ton ship over a hill. This ship was disassembled, transported in bits and pieces, and then reassembled after reaching the other side. The scene was shot without the usage of special effects, and Herzog believed that such a feat would never be repeated in the history of cinema ever again.

Additionally, there were also a few casualties and injuries that occurred as a direct result of the production of the film. Several indigenous people involved in the making of the film were injured while working. There have also been accusations against the director, stating that he exploits the indigenous people living in the environment chosen for the film.



Herzog had a vision that was so grandiose and all consuming that it left no room for empathy or consideration of the external world, of the people who he would be working with, and of the consequences of his actions. Was it really worth it? None except Herzog himself will know

- Avani

## Kummaty

I feel like the main lesson that this movie wanted us to learn is that you won't and can't understand how one feels without being in their shoes. The boy feels bad for the parrot that is in the cage only after he had been trapped inside the body of the dog. The movie also reminded me of Pied Piper in some ways as the said Kummaty lured the kids using his music and then cast a spell on them that led to them turning into the same animal as what masks they were wearing.

As to what I understood, the kids were all merrily singing songs about Kummaty before his appearance. Afterwards though, when the Kummaty came to the village, all the kids were weirded out and scared of him. Kummaty however was successful in luring the boy by using his magic trick. Later, all the kids were comfortable around him after he gave them cookies to eat. In fact, the boy even helped Kummaty by calling the doctor when he fell ill. The Kummaty and the kids start singing and dancing together but the Kummaty then gives them the masks to wear and suddenly it feels like he is evil.

He converts all the other kids back into their normal forms but one boy who got converted into a dog remains. After many struggles when the boy (still a dog) finds Kummaty, Kummaty hugs the dog and caresses it. This confused me as I no longer know if he was evil or was a kind person like the folklore said.... He then finally converts the dog back into the boy.

From what I understood, this movie showed a friendly relationship between humans and animals. The little girl who adopted the dog, and the boy releasing the parrot can be proof of that.

- Riddhi

## La Jetee

An interesting journey about a man who does Time Travel. The story plot was amazing. But when i saw the movie most of the scenes were just pictures and some parts were small videos. Even though the movie was old it was able to depict sci-fi scenes like the post world war scene but by the end of the film all the dots were connected. The ending airport scene was a pretty interesting scene as you can see the one you love before you die and you can see your own death, all in the same scene.



- Anuj

**Batch of '25**  
**Course documentation**  
**Semester 2**