

Design Resource

Wire Art of Mumbai

Street Art of Mumbai City

by

Palash Vaswani

IDC, IIT Bombay

Source:

<https://dsource.in/resource/wire-art-mumbai>



1. Introduction
2. Artist
3. Place
4. Process
5. Artefacts
6. Video
7. Contact Details

Design Resource

Wire Art of Mumbai

Street Art of Mumbai City

by

Palash Vaswani

IDC, IIT Bombay

Source:

<https://dsource.in/resource/wire-art-mumbai/introduction>

Introduction

Wandering onto the streets of South Mumbai one could easily spot the colorful models made out of single wire on display. This strange yet beautiful looking artwork varies from colorful bicycles, motorbikes, and rickshaws to animal figures and faces of gods. The art of wire bending may find its traces in the ancient wire sculpted jewelry, which is believed to originate over 5000 years ago and practiced by Egyptian and Phoenician artists. However, the street art of Mumbai is very urban and is born out of the need of its people to find opportunities in anything and everything in the maximum city. Harish Kumar Bhanushali is one such artist, who is famous for his street art, the models he makes out of single metal wire.



1. Introduction

2. Artist

3. Place

4. Process

5. Artefacts

6. Video

7. Contact Details

Design Resource

Wire Art of Mumbai

Street Art of Mumbai City

by

Palash Vaswani

IDC, IIT Bombay

Source:

<https://dsource.in/resource/wire-art-mumbai/artist>

Artist

In 1976, Harish Kumar Bhanushali came to Mumbai to survive the drought of Kutch, Gujarat. At present, he stays in Asalpa in Mumbai with his wife and son. His daughter is married and lives with her husband in a nearby bus-tee. Harish sells his art on the street adjacent to Jehangir art gallery, Kalaghoda.

Back in the town of Naliya, his father was a farmer and his mother was daily wage labour. As a kid, Harish used to make toys out of hay strings and waste material. His initial days in Mumbai were spent in extreme poverty and in desperate search of a job. Once he saw a man on the footpath making puzzles out of wire and realized that he himself can do a better job of wire bending. He picked up junk wire and started making puzzles out of it. Slowly the newfound work started fetching him money, which made him shift to good quality wires and better-finished products. Harish also started experimenting with the forms by observing daily life and creating models of bicycles, rickshaws and motorbikes etc. Sitting in front of Jehangir Art Gallery also helped him a lot, as he used to study the artists and their methods of creation.

Always fond of Bollywood films, Haresh's primary motivation to sell his art was to be able to buy a movie ticket and then brag about it. Today he takes pride in telling that celebrities like Lata Mangeshkar, Raj Kapoor and Asha Bhosle have bought his artwork. He is famous for his 40 variants of the bicycle. His creations include popular faces like Buddha and Jesus Christ, key chains, bicycles, bikes, flower vases and puzzles etc.



Pavement in front of Jehangir Art Gallery.



Pavement in front of Jehangir Art Gallery.

1. Introduction
2. Artist
3. Place
4. Process
5. Artefacts
6. Video
7. Contact Details

Design Resource

Wire Art of Mumbai

Street Art of Mumbai City

by

Palash Vaswani

IDC, IIT Bombay

Source:

<https://dsource.in/resource/wire-art-mumbai/artist>

1. Introduction
2. Artist
3. Place
4. Process
5. Artefacts
6. Video
7. Contact Details



Pavement in front of Jehangir Art Gallery.

Design Resource

Wire Art of Mumbai

Street Art of Mumbai City

by

Palash Vaswani

IDC, IIT Bombay

Source:

<https://dsource.in/resource/wire-art-mumbai/artist>

1. Introduction
2. Artist
3. Place
4. Process
5. Artefacts
6. Video
7. Contact Details



Artist Harish Kumar Bhanushali.



Artist Harish Kumar Bhanushali.

Design Resource

Wire Art of Mumbai

Street Art of Mumbai City

by

Palash Vaswani

IDC, IIT Bombay

Source:

<https://dsource.in/resource/wire-art-mumbai/place>

1. Introduction
2. Artist
3. Place
4. Process
5. Artefacts
6. Video
7. Contact Details

Place

Kala Ghoda, also known as the city's premier art district, is a locality in South Mumbai. The area also displays a number of heritage buildings, museums and educational institutes. Jehangir Art Gallery, National Gallery of Modern Art, The Prince of Wales Museum and The Arts Trust are some of the famous places in the Kalaghoda area. Also famous for its annual Kala Ghoda Art Festival, the neighborhood witnesses a large footfall in the month of February. The area got its name "Kala Ghoda", which means Black Horse, from a black stone statue of King Edward VII mounted on a horse. Jewish businessman Albert Abdullah Davis Sassoon built the statue, which was later shifted to Byculla Zoo.

Harish Kumar Bhanushali started his work on the footpath of Jehangir Art Gallery and still continues to sit there.



Harish sits on the pavement of Jehangir Art Gallery.

Design Resource

Wire Art of Mumbai

Street Art of Mumbai City

by

Palash Vaswani

IDC, IIT Bombay

Source:

<https://dsource.in/resource/wire-art-mumbai/place>

1. Introduction
2. Artist
3. Place
4. Process
5. Artefacts
6. Video
7. Contact Details



Harish sits on the pavement of Jehangir Art Gallery.



Highly populated area of Asalpa, Mumbai.

Design Resource

Wire Art of Mumbai

Street Art of Mumbai City

by

Palash Vaswani

IDC, IIT Bombay

Source:

<https://dsource.in/resource/wire-art-mumbai/place>

1. Introduction
2. Artist
3. Place
4. Process
5. Artefacts
6. Video
7. Contact Details



Highly populated area of Asalpa, Mumbai.



Harish Kumar Bhanushali's home.

Design Resource

Wire Art of Mumbai

Street Art of Mumbai City

by

Palash Vaswani

IDC, IIT Bombay

Source:

<https://dsource.in/resource/wire-art-mumbai/place>

1. Introduction

2. Artist

3. Place

4. Process

5. Artefacts

6. Video


7. Contact Details



Harish Kumar Bhanushali's home.



Harish Kumar Bhanushali's home.



Artist Harish Kumar Bhanushali.

Design Resource

Wire Art of Mumbai

Street Art of Mumbai City

by

Palash Vaswani

IDC, IIT Bombay

Source:

<https://dsource.in/resource/wire-art-mumbai/place>

1. Introduction
2. Artist
3. Place
4. Process
5. Artefacts
6. Video
7. Contact Details



Harish Bhanushali's wife.



Harish Bhanushali's wife.

Design Resource

Wire Art of Mumbai

Street Art of Mumbai City

by

Palash Vaswani

IDC, IIT Bombay

Source:

<https://dsource.in/resource/wire-art-mumbai/place>

1. Introduction
2. Artist
3. Place
4. Process
5. Artefacts
6. Video
7. Contact Details



Harish's grandson.

Design Resource

Wire Art of Mumbai

Street Art of Mumbai City

by

Palash Vaswani

IDC, IIT Bombay

Source:

<https://dsource.in/resource/wire-art-mumbai/place>

1. Introduction

2. Artist

3. Place

4. Process

5. Artefacts

6. Video

7. Contact Details



Harish's son-in law and grandson.



Harish and his wife.

Design Resource

Wire Art of Mumbai

Street Art of Mumbai City

by

Palash Vaswani

IDC, IIT Bombay

Source:

<https://www.dsource.in/resource/wire-art-mumbai/process>

Process

The method looks simple but requires sufficient experience, preciseness and creativity to bend a single wire into the desired shape. The wire normally used here is made of aluminium, brass, copper etc. The process starts with bending metal wire with the help of a plier and keeps on twisting it till the preferred form is achieved. Colorful springs and hollow tubes are added accordingly to fit a particular bend. The trick here is to not waste even an inch of wire and keep creating wonderfully imaginative forms without a single cut.



Cycle Making



Peacock Making

1. Introduction

2. Artist

3. Place

4. Process

4a. Cycle Making

4b. Peacock Making

5. Artefacts

6. Video

7. Contact Details

Design Resource

Wire Art of Mumbai

Street Art of Mumbai City

by

Palash Vaswani

IDC, IIT Bombay

Source:

<https://dsource.in/resource/wire-art-mumbai/process/cycle-making>

Cycle Making



1. Introduction
2. Artist
3. Place
4. Process
 - 4a. Cycle Making
 - 4b. Peacock Making
5. Artefacts
6. Video
7. Contact Details

Design Resource

Wire Art of Mumbai

Street Art of Mumbai City

by

Palash Vaswani

IDC, IIT Bombay

Source:

<https://dsource.in/resource/wire-art-mumbai/process/cycle-making>

1. Introduction

2. Artist

3. Place

4. Process

4a. Cycle Making

4b. Peacock Making

5. Artefacts

6. Video

7. Contact Details



Design Resource

Wire Art of Mumbai

Street Art of Mumbai City

by

Palash Vaswani

IDC, IIT Bombay

Source:

<https://dsource.in/resource/wire-art-mumbai/process/cycle-making>

1. Introduction

2. Artist

3. Place

4. Process

4a. Cycle Making

4b. Peacock Making

5. Artefacts

6. Video

7. Contact Details



Design Resource

Wire Art of Mumbai

Street Art of Mumbai City

by

Palash Vaswani

IDC, IIT Bombay

Source:

<https://dsource.in/resource/wire-art-mumbai/process/cycle-making>

1. Introduction

2. Artist

3. Place

4. Process

4a. Cycle Making

4b. Peacock Making

5. Artefacts

6. Video

7. Contact Details



Design Resource

Wire Art of Mumbai

Street Art of Mumbai City

by

Palash Vaswani

IDC, IIT Bombay

Source:

<https://dsource.in/resource/wire-art-mumbai/process/cycle-making>

1. Introduction

2. Artist

3. Place

4. Process

4a. Cycle Making

4b. Peacock Making

5. Artefacts

6. Video

7. Contact Details



Design Resource

Wire Art of Mumbai

Street Art of Mumbai City

by

Palash Vaswani

IDC, IIT Bombay

Source:

<https://dsource.in/resource/wire-art-mumbai/process/cycle-making>

1. Introduction

2. Artist

3. Place

4. Process

4a. Cycle Making

4b. Peacock Making

5. Artefacts

6. Video

7. Contact Details



Design Resource

Wire Art of Mumbai

Street Art of Mumbai City

by

Palash Vaswani

IDC, IIT Bombay

Source:

<https://dsource.in/resource/wire-art-mumbai/process/cycle-making>

1. Introduction
2. Artist
3. Place
4. Process
 - 4a. Cycle Making
 - 4b. Peacock Making
5. Artefacts
6. Video
7. Contact Details



Design Resource

Wire Art of Mumbai

Street Art of Mumbai City

by

Palash Vaswani

IDC, IIT Bombay

Source:

<https://dsource.in/resource/wire-art-mumbai/process/cycle-making>

1. Introduction
2. Artist
3. Place
4. Process
 - 4a. Cycle Making
 - 4b. Peacock Making
5. Artefacts
6. Video
7. Contact Details



Design Resource

Wire Art of Mumbai

Street Art of Mumbai City

by

Palash Vaswani

IDC, IIT Bombay

Source:

<https://dsource.in/resource/wire-art-mumbai/process/cycle-making>

1. Introduction

2. Artist

3. Place

4. Process

4a. Cycle Making

4b. Peacock Making

5. Artefacts

6. Video

7. Contact Details



Design Resource

Wire Art of Mumbai

Street Art of Mumbai City

by

Palash Vaswani

IDC, IIT Bombay

Source:

<https://dsource.in/resource/wire-art-mumbai/process/cycle-making>

1. Introduction

2. Artist

3. Place

4. Process

4a. Cycle Making

4b. Peacock Making

5. Artefacts

6. Video

7. Contact Details



Design Resource

Wire Art of Mumbai

Street Art of Mumbai City

by

Palash Vaswani

IDC, IIT Bombay

Source:

<https://dsource.in/resource/wire-art-mumbai/process/cycle-making>



1. Introduction

2. Artist

3. Place

4. Process

4a. Cycle Making

4b. Peacock Making

5. Artefacts

6. Video

7. Contact Details

Design Resource

Wire Art of Mumbai

Street Art of Mumbai City

by

Palash Vaswani

IDC, IIT Bombay

Source:

<https://dsource.in/resource/wire-art-mumbai/process/cycle-making>

1. Introduction

2. Artist

3. Place

4. Process

4a. Cycle Making

4b. Peacock Making

5. Artefacts

6. Video

7. Contact Details



Design Resource

Wire Art of Mumbai

Street Art of Mumbai City

by

Palash Vaswani

IDC, IIT Bombay

Source:

<https://dsource.in/resource/wire-art-mumbai/process/cycle-making>

1. Introduction

2. Artist

3. Place

4. Process

4a. Cycle Making

4b. Peacock Making

5. Artefacts

6. Video

7. Contact Details



Design Resource

Wire Art of Mumbai

Street Art of Mumbai City

by

Palash Vaswani

IDC, IIT Bombay

Source:

<https://dsource.in/resource/wire-art-mumbai/process/cycle-making>



1. Introduction
2. Artist
3. Place
4. Process
 - 4a. Cycle Making
 - 4b. Peacock Making
5. Artefacts
6. Video
7. Contact Details

Design Resource

Wire Art of Mumbai

Street Art of Mumbai City

by

Palash Vaswani

IDC, IIT Bombay

Source:

<https://dsource.in/resource/wire-art-mumbai/process/cycle-making>

1. Introduction

2. Artist

3. Place

4. Process

4a. Cycle Making

4b. Peacock Making

5. Artefacts

6. Video

7. Contact Details



Design Resource

Wire Art of Mumbai

Street Art of Mumbai City

by

Palash Vaswani

IDC, IIT Bombay

Source:

<https://dsource.in/resource/wire-art-mumbai/process/cycle-making>

1. Introduction

2. Artist

3. Place

4. Process


4a. Cycle Making

4b. Peacock Making

5. Artefacts

6. Video

7. Contact Details



Design Resource

Wire Art of Mumbai

Street Art of Mumbai City

by

Palash Vaswani

IDC, IIT Bombay

Source:

<https://dsource.in/resource/wire-art-mumbai/process/cycle-making>

1. Introduction
2. Artist
3. Place
4. Process
 - 4a. Cycle Making
 - 4b. Peacock Making
5. Artefacts
6. Video
7. Contact Details



Design Resource

Wire Art of Mumbai

Street Art of Mumbai City

by

Palash Vaswani

IDC, IIT Bombay

Source:

<https://dsource.in/resource/wire-art-mumbai/process/cycle-making>

1. Introduction
2. Artist
3. Place
4. Process
 - 4a. Cycle Making
 - 4b. Peacock Making
5. Artefacts
6. Video
7. Contact Details



Design Resource

Wire Art of Mumbai

Street Art of Mumbai City

by

Palash Vaswani

IDC, IIT Bombay

Source:

<https://dsource.in/resource/wire-art-mumbai/process/peacock-making>

Peacock Making



1. Introduction
2. Artist
3. Place
4. Process
 - 4a. Cycle Making
 - 4b. Peacock Making
5. Artefacts
6. Video
7. Contact Details

Design Resource

Wire Art of Mumbai

Street Art of Mumbai City

by

Palash Vaswani

IDC, IIT Bombay

Source:

<https://dsource.in/resource/wire-art-mumbai/process/peacock-making>

1. Introduction

2. Artist

3. Place

4. Process

4a. Cycle Making

4b. Peacock Making

5. Artefacts

6. Video

7. Contact Details



Design Resource

Wire Art of Mumbai

Street Art of Mumbai City


by

Palash Vaswani

IDC, IIT Bombay

Source:

<https://dsource.in/resource/wire-art-mumbai/process/peacock-making>



1. Introduction
2. Artist
3. Place
4. Process
 - 4a. Cycle Making
 - 4b. Peacock Making
5. Artefacts
6. Video
7. Contact Details

Design Resource

Wire Art of Mumbai

Street Art of Mumbai City

by

Palash Vaswani

IDC, IIT Bombay

Source:

<https://dsource.in/resource/wire-art-mumbai/process/peacock-making>

1. Introduction

2. Artist

3. Place

4. Process

4a. Cycle Making

4b. Peacock Making

5. Artefacts

6. Video

7. Contact Details



Design Resource

Wire Art of Mumbai

Street Art of Mumbai City

by

Palash Vaswani

IDC, IIT Bombay

Source:

<https://dsource.in/resource/wire-art-mumbai/process/peacock-making>



1. Introduction

2. Artist

3. Place

4. Process

4a. Cycle Making

4b. Peacock Making

5. Artefacts

6. Video

7. Contact Details

Design Resource

Wire Art of Mumbai

Street Art of Mumbai City

by

Palash Vaswani

IDC, IIT Bombay

Source:

<https://dsource.in/resource/wire-art-mumbai/process/peacock-making>

1. Introduction

2. Artist

3. Place

4. Process

4a. Cycle Making

4b. Peacock Making

5. Artefacts

6. Video

7. Contact Details



Design Resource

Wire Art of Mumbai

Street Art of Mumbai City

by

Palash Vaswani

IDC, IIT Bombay

Source:

<https://dsource.in/resource/wire-art-mumbai/process/peacock-making>



1. Introduction
2. Artist
3. Place
4. Process
 - 4a. Cycle Making
 - 4b. Peacock Making
5. Artefacts
6. Video
7. Contact Details

Design Resource

Wire Art of Mumbai

Street Art of Mumbai City


by

Palash Vaswani

IDC, IIT Bombay

Source:

<https://dsource.in/resource/wire-art-mumbai/process/peacock-making>



1. Introduction

2. Artist

3. Place

4. Process

4a. Cycle Making

4b. Peacock Making

5. Artefacts

6. Video

7. Contact Details

Design Resource

Wire Art of Mumbai

Street Art of Mumbai City

by

Palash Vaswani

IDC, IIT Bombay

Source:

<https://dsource.in/resource/wire-art-mumbai/process/peacock-making>



1. Introduction
2. Artist
3. Place
4. Process
 - 4a. Cycle Making
 - 4b. Peacock Making
5. Artefacts
6. Video
7. Contact Details

Design Resource

Wire Art of Mumbai

Street Art of Mumbai City

by

Palash Vaswani

IDC, IIT Bombay

Source:

<https://dsource.in/resource/wire-art-mumbai/process/peacock-making>

1. Introduction
2. Artist
3. Place
4. Process
 - 4a. Cycle Making
 - 4b. Peacock Making
5. Artefacts
6. Video
7. Contact Details



Design Resource

Wire Art of Mumbai

Street Art of Mumbai City

by

Palash Vaswani

IDC, IIT Bombay

Source:

<https://dsource.in/resource/wire-art-mumbai/process/peacock-making>

1. Introduction
2. Artist
3. Place
4. Process
 - 4a. Cycle Making
 - 4b. Peacock Making
5. Artefacts
6. Video
7. Contact Details



Design Resource

Wire Art of Mumbai

Street Art of Mumbai City

by

Palash Vaswani

IDC, IIT Bombay

Source:

<https://dsource.in/resource/wire-art-mumbai/process/peacock-making>

1. Introduction

2. Artist

3. Place

4. Process

4a. Cycle Making

4b. Peacock Making

5. Artefacts

6. Video

7. Contact Details



Design Resource

Wire Art of Mumbai

Street Art of Mumbai City

by

Palash Vaswani

IDC, IIT Bombay

Source:

<https://dsource.in/resource/wire-art-mumbai/process/peacock-making>



1. Introduction
2. Artist
3. Place
4. Process
 - 4a. Cycle Making
 - 4b. Peacock Making
5. Artefacts
6. Video
7. Contact Details

Design Resource

Wire Art of Mumbai

Street Art of Mumbai City

by

Palash Vaswani

IDC, IIT Bombay

Source:

<https://dsource.in/resource/wire-art-mumbai/process/peacock-making>

1. Introduction
2. Artist
3. Place
4. Process
 - 4a. Cycle Making
 - 4b. Peacock Making
5. Artefacts
6. Video
7. Contact Details



Design Resource

Wire Art of Mumbai

Street Art of Mumbai City


by

Palash Vaswani

IDC, IIT Bombay

Source:

<https://dsource.in/resource/wire-art-mumbai/process/peacock-making>



1. Introduction

2. Artist

3. Place

4. Process

4a. Cycle Making

4b. Peacock Making

5. Artefacts

6. Video

7. Contact Details

Design Resource

Wire Art of Mumbai

Street Art of Mumbai City

by

Palash Vaswani

IDC, IIT Bombay

Source:

<https://dsource.in/resource/wire-art-mumbai/process/peacock-making>



1. Introduction

2. Artist

3. Place

4. Process

4a. Cycle Making

4b. Peacock Making

5. Artefacts

6. Video

7. Contact Details

Design Resource

Wire Art of Mumbai

Street Art of Mumbai City

by

Palash Vaswani

IDC, IIT Bombay

Source:

<https://dsource.in/resource/wire-art-mumbai/process/peacock-making>

1. Introduction
2. Artist
3. Place
4. Process
 - 4a. Cycle Making
 - 4b. Peacock Making
5. Artefacts
6. Video
7. Contact Details



Design Resource

Wire Art of Mumbai

Street Art of Mumbai City

by

Palash Vaswani

IDC, IIT Bombay

Source:

<https://www.dsource.in/resource/wire-art-mumbai/artefacts>

Artefacts

Harish Bhanushali's creations include varieties of bicycles, motorbikes, rickshaws, human figures, puzzles, key chains, birds, animals and popular faces like Buddha, Christ etc.



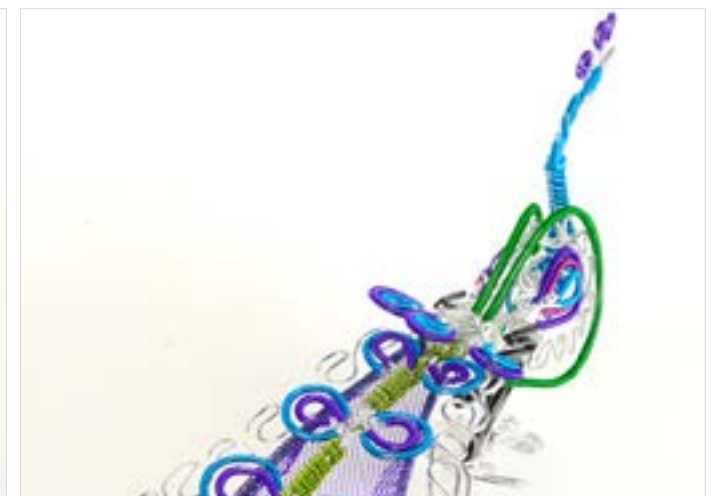
Peacock



Peacock



Peahen



Peacock

1. Introduction
2. Artist
3. Place
4. Process
5. Artefacts
6. Video
7. Contact Details

Design Resource

Wire Art of Mumbai

Street Art of Mumbai City


by

Palash Vaswani

IDC, IIT Bombay

Source:


<https://www.dsource.in/resource/wire-art-mumbai/artefacts>



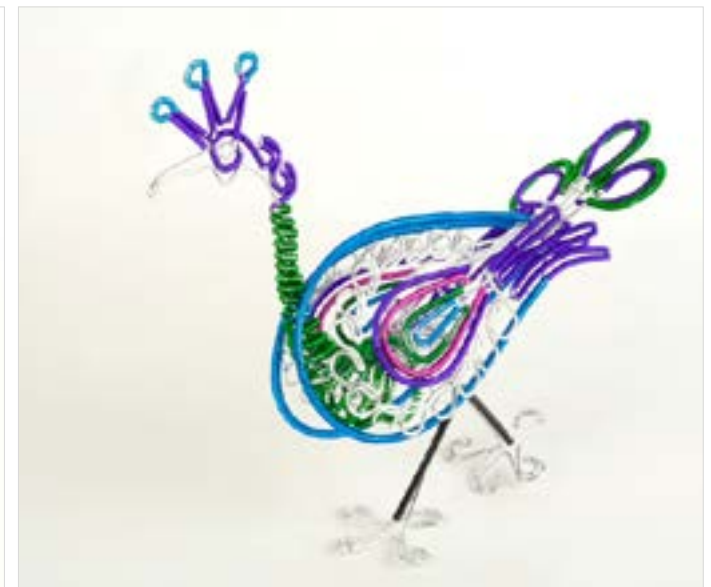
Peacock



Peacock



Peacock



Peahen

1. Introduction
2. Artist
3. Place
4. Process
5. Artefacts
6. Video
7. Contact Details

Design Resource

Wire Art of Mumbai

Street Art of Mumbai City

by

Palash Vaswani

IDC, IIT Bombay

Source:

<https://www.dsource.in/resource/wire-art-mumbai/artefacts>



Mahatma Gandhi



Human figure



Mahatma Gandhi



Human figure

1. Introduction
2. Artist
3. Place
4. Process
5. Artefacts
6. Video
7. Contact Details

Design Resource

Wire Art of Mumbai

Street Art of Mumbai City

by

Palash Vaswani


IDC, IIT Bombay

Source:

<https://www.dsource.in/resource/wire-art-mumbai/artefacts>



Gautam Buddha



Jesus Christ



Rickshaw



Rickshaw

1. Introduction
2. Artist
3. Place
4. Process
5. Artefacts
6. Video
7. Contact Details

Design Resource

Wire Art of Mumbai

Street Art of Mumbai City

by

Palash Vaswani

IDC, IIT Bombay

Source:

<https://www.dsource.in/resource/wire-art-mumbai/artefacts>



Rickshaw



Bicycle



Motorcycle



Motorcycle

1. Introduction
2. Artist
3. Place
4. Process
5. Artefacts
6. Video
7. Contact Details

Design Resource

Wire Art of Mumbai

Street Art of Mumbai City

by

Palash Vaswani

IDC, IIT Bombay

Source:

<https://www.dsource.in/resource/wire-art-mumbai/artefacts>



Motorcycle



Motorcycle



Motorcycle



Bicycle

1. Introduction
2. Artist
3. Place
4. Process
5. Artefacts
6. Video
7. Contact Details

Design Resource

Wire Art of Mumbai

Street Art of Mumbai City

by

Palash Vaswani

IDC, IIT Bombay

Source:

<https://www.dsource.in/resource/wire-art-mumbai/artefacts>



Motorcycle



Motorcycle



Motorcycle



Motorcycle

1. Introduction
2. Artist
3. Place
4. Process
5. Artefacts
6. Video
7. Contact Details

Design Resource

Wire Art of Mumbai

Street Art of Mumbai City

by

Palash Vaswani

IDC, IIT Bombay

Source:

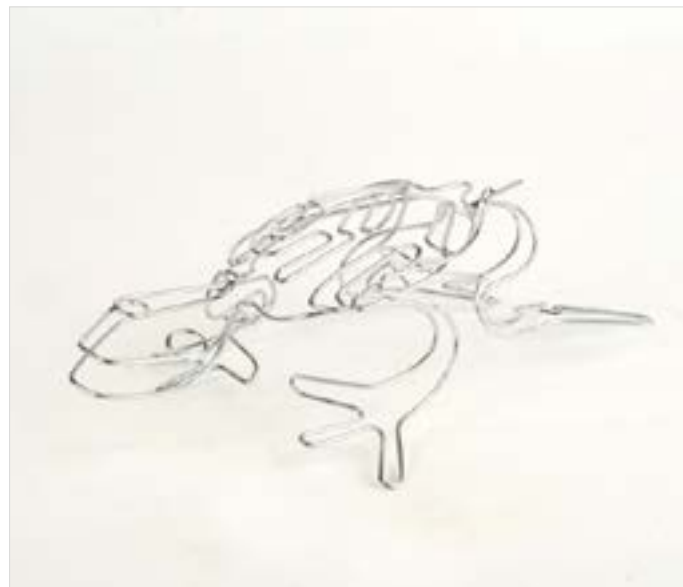
<https://www.dsource.in/resource/wire-art-mumbai/artefacts>



Horse figure



Rickshaw



Frog figure



Bicycle

1. Introduction
2. Artist
3. Place
4. Process
5. Artefacts
6. Video
7. Contact Details

Design Resource

Wire Art of Mumbai

Street Art of Mumbai City

by

Palash Vaswani

IDC, IIT Bombay

Source:

<https://www.dsource.in/resource/wire-art-mumbai/artefacts>



Bicycles



Autorickshaw



Bicycle



Bicycle

1. Introduction
2. Artist
3. Place
4. Process
5. Artefacts
6. Video
7. Contact Details

Design Resource

Wire Art of Mumbai

Street Art of Mumbai City

by

Palash Vaswani

IDC, IIT Bombay

Source:

<https://www.dsource.in/resource/wire-art-mumbai/artefacts>



Bicycle



Peacock



Crow figure



Horse figure

1. Introduction
2. Artist
3. Place
4. Process
5. Artefacts
6. Video
7. Contact Details

Design Resource

Wire Art of Mumbai

Street Art of Mumbai City

by

Palash Vaswani

IDC, IIT Bombay

Source:

<https://www.dsource.in/resource/wire-art-mumbai/artefacts>

1. Introduction
2. Artist
3. Place
4. Process
5. Artefacts
6. Video
7. Contact Details



Bicycle

Design Resource

Wire Art of Mumbai

Street Art of Mumbai City

by

Palash Vaswani

IDC, IIT Bombay

Source:

<https://www.dsource.in/resource/wire-art-mumbai/video>

Video



Wire Art of Mumbai

1. Introduction
2. Artist
3. Place
4. Process
5. Artefacts
6. Video
7. Contact Details

Design Resource

Wire Art of Mumbai

Street Art of Mumbai City

by

Palash Vaswani

IDC, IIT Bombay

Source:

<https://www.dsource.in/resource/wire-art-mumbai/contact-details>

Contact Details

This documentation was done by Palash Vaswani at **IDC, IIT Bombay**.

You can get in touch with him at [palsonline\[at\]gmail.com](mailto:palsonline[at]gmail.com)

Key Contacts:

Mr. Harish Kumar Bhanushali

Asalpha, Mumbai, India.

Mobile: 7666645528/ 9004726686

You can write to the following address regarding suggestions and clarifications:

Helpdesk Details:

Co-ordinator

Project e-kalpa

Industrial Design Centre

IIT Bombay

Powai

Mumbai 4000 076

India

Phone: 091-22-25767820/ 7801/ 7802

Fax: 091-22-25767803

Email: [dsource.in\[at\]gmail.com](mailto:dsource.in[at]gmail.com)

1. Introduction

2. Artist

3. Place

4. Process

5. Artefacts

6. Video

7. Contact Details