

Design Gallery

Making a painting

Making a painting with Rangoli

by

Anindya Kundu


IDC, IIT Bombay

Link:

<http://dsource.in/gallery/making-painting>




Rangoli making is a traditional folk art prevalent throughout India. They are made in various patterns and shapes using many hues of powdered colours, to celebrate festivals and welcome deities. Contemporary artists have explored new themes and made paintings instead of the conventional designs like a portrait in this example.




The initial sketch upon which Rangoli will be made is drawn.



The tonal values are added to the sketch according to reference.




The Rangoli colour powders are sieved and mixed to various shades.




The demarcated areas are filled with base colours initially.




The detailing with tonal values is slowly incorporated.




The detailing continues with darker colours.



The delicate features like the face, hair and lips are defined.



The contrasting shades are added to highlight the picture.



Wooden planks/rulers are used to make borders.



The borders are filled with white Rangoli powder.



The finishing touches are added to complete the Rangoli.



The artist signs her name to her Rangoli creation.