

INTERNSHIP

***CONCEPT ART
AND MATTE PAINTING***

By

Govind Janardhanan
Animation Design
126340013

INTERNSHIP- CONCEPT ART AND MATTE PAINTING

Guided by- Sheetal Kumar (Freelance Artist & Matte Artist).

- Matte artist in Prana studio, Mumbai.
- Worked in many outsourcing projects, PIXAR Animated-movie 'Plane' .



MATTE PAINTING

- Realistic Bg
- Used in Live Action Movies, Animation Movies & Television programs
- Made based on 'Genre' of movies
- SIZE: DVD-720x420pixels
HD-1920x1080 pixels
MOVIES-2048x1920pixels

WORK EXPERIENCE

EXERCISE:

- SKETCHING IN DETAIL
- PERSPECTIVE DRAWING
- WATER COLOUR
- THUMBNAIL CONCEPTS

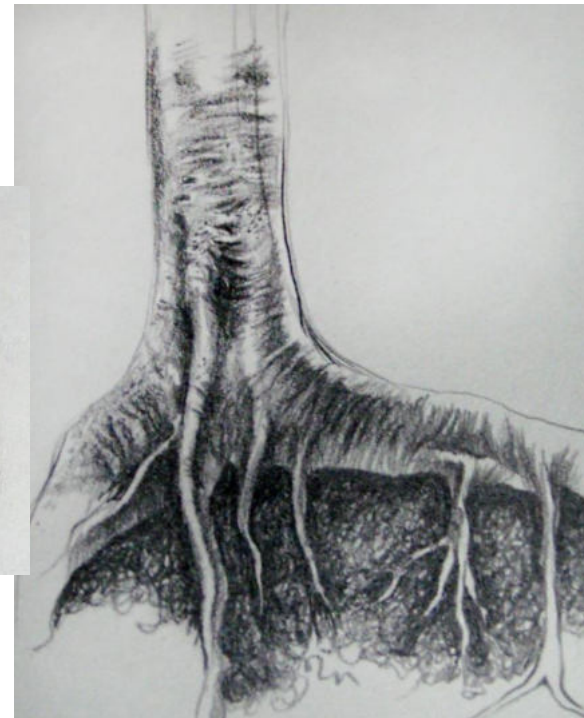
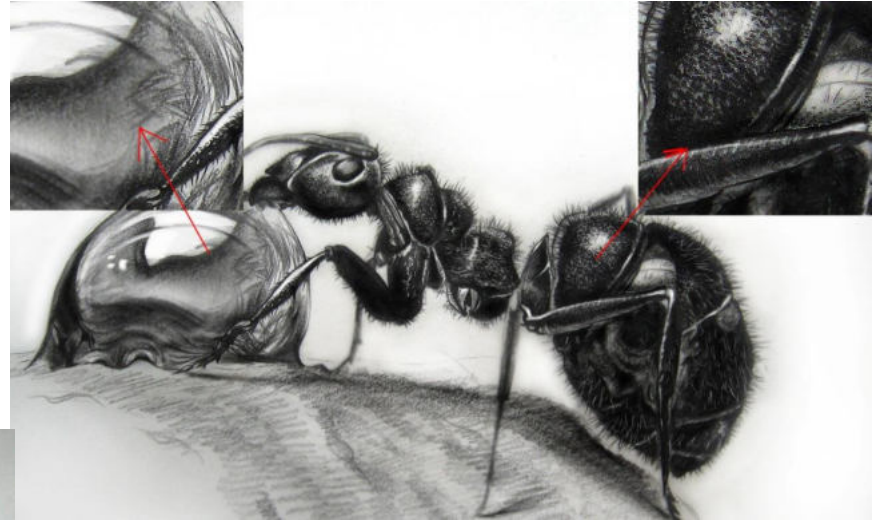
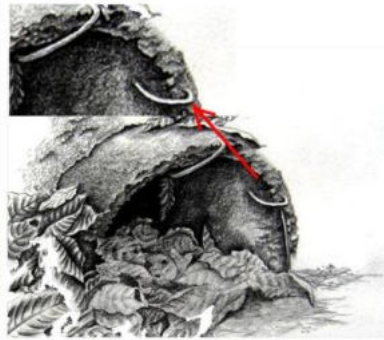

EXPLORATION:

- PHOTO MANIPULATION
- CROPPING ELEMENTS FROM A GIVEN IMAGE
- CONCEPT DESIGN – ‘FUTURISTIC’


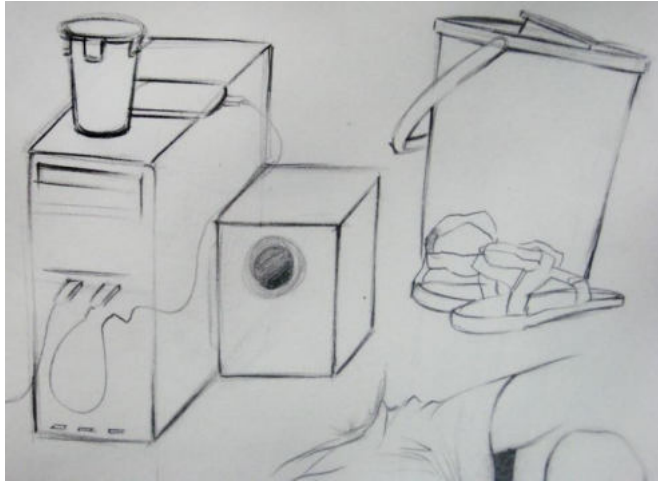
SKETCHING

- Rigorous sketching
- Understanding form, lighting, texture in detail
- Help in memorizing details
- Achieving desired depth in realism and finishing

SKETCHES




PERSPECTIVE DRAWINGS



WATERCOLORING

- Vital importance in creating 'Atmospheric Mood'
- Direct study from nature
- Helped in proper understanding –
 - color tones
 - intensity of color
 - color perspective


WATER COLOUR SKETCHES



THUMBNAIL SKETCHING

- Rough sketches
- Beginning of deriving and evolving an ideation
- Advantage on producing more explorations.
- Focused on camera angle and composition.

THUMBNAILING CONCEPT ART





THUMBNAILING CONCEPT ART




GOVIND JANARDHAN





THUMBNAILING CONCEPT ART



THUMBNAILING CONCEPT ART



THUMBNAIL SKETCHES



PHOTOMANIPULATION AND CONCEPT MAKING

- Matte painting often is integrated by image mapping and image editing.
- Achieving quick result and finishing easier.


PHOTOMANIPULATION AND CONCEPT MAKING





CROPPING ELEMENTS FROM A GIVEN IMAGE

- Helps in converting 2D image to 3Dimage
- 3D camera movement

CROPPING ELEMENTS FROM A GIVEN IMAGE




CROPPING ELEMENTS FROM A GIVEN IMAGE




CROPPING ELEMENTS FROM A GIVEN IMAGE



CROPPING ELEMENTS FROM A GIVEN IMAGE






CROPPING ELEMENTS FROM A GIVEN IMAGE



SOME RANDOM CONCEPT ART

STEP BY STEP PRCESS:



FINAL:



SOME RANDOM CONCEPT ART



READY IMAGE




SOME RANDOM CONCEPT ART

FINAL:





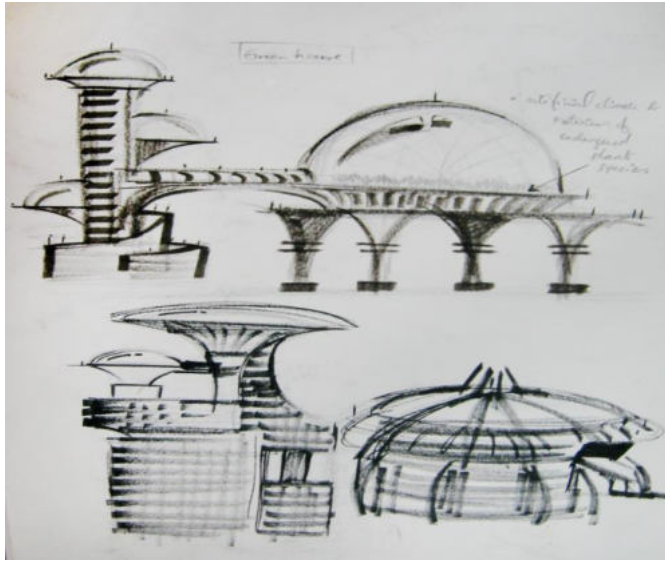
SOME RANDOM CONCEPT ART




CONCEPT ART TO MATTE PAINTING- 'FUTERISTIC'

- Ideation
- Rough sketching of props(building details)
- Rough Layout(version1)
- Rough Layout(version2)
- Final matte painting

SOME ROUGH SKETCHES



ROUGH LAYOUT



LEVEL OF DETAILING



ROUGH BUILDING



EXISTING TEXTURE USED



FINAL BUILDING

FINAL:



THANKYOU