

Project 3

Can gameplay aid structural understanding of language?

Salik Ansari 156250001

Guide: Alka Hingorani

Content

1)	Aim	1
2)	Objectives	2
3)	Problems in Grammar Teaching	3
4)	Mother language Vs Second language	5
5)	The Gap (syntax and meaning)	6
6)	Tenses as a topic	7
7)	Idea (complete process)	8
	• Step 1: Game	9
	• Step 2: Classroom activity 2	11
	• Step 3: Classroom teaching	19
	• Test	22
8)	Testing with school students	23
9)	Conclusion	29
10)	References	34

1) **Aim**

Develop materials for lesson plan to facilitates ways of learning and teaching structural English (grammar) in a traditional classroom environment, where English is a second language.

A set of materials which would work for both sides, teachers and the students.

1) Aim

Develop materials for lesson plan to facilitates ways of learning and teaching structural English (grammar) in a traditional classroom environment, where English is a second language.

The set of materials which would work for both sides, teachers and the students.

1) Aim

Develop materials for lesson plan to facilitates ways of learning and teaching structural English (grammar) in a traditional classroom environment, where English is a second language.

The set of materials should would work for both sides, teachers and the students.

2) Objective

Teacher side

- ❖ The materials should be easy to understand and easy to teach.
- ❖ It should accelerate the method of teaching
- ❖ It should work for both, fresh and experienced teachers

Students side

- ❖ Students should be able to distinguish between different tenses
- ❖ The process should increase engagement and motivation of students with the topic in classroom environment
- ❖ It should make learning fun and enjoyable

2) Objective

Teacher side

- ❖ The materials should be easy to understand and easy to teach.
- ❖ It should accelerate the method of teaching
- ❖ It should work for both, fresh and experienced teachers

Students side

- ❖ Students should be able to distinguish between different tenses
- ❖ The process should increase engagement and motivation of students with the topic in classroom environment
- ❖ It should make learning fun and enjoyable

2) Objective

Teacher side

- ❖ The materials should be easy to understand and easy to teach.
- ❖ It should accelerate the method of teaching
- ❖ It should work for both, fresh and experienced teachers

Students side

- ❖ Students should be able to distinguish between different tenses
- ❖ The process should increase engagement and motivation of students with the topic in classroom environment
- ❖ It should make learning fun and enjoyable

2) Objective

Teacher side

- ❖ The materials should be easy to understand and easy to teach.
- ❖ It should accelerate the method of teaching
- ❖ It should work for both, fresh and experienced teachers

Students side

- ❖ Students should be able to distinguish between different tenses
- ❖ The process should increase engagement and motivation of students with the topic in classroom environment
- ❖ It should make learning fun and enjoyable

2) Objective

Teacher side

- ❖ The materials should be easy to understand and easy to teach.
- ❖ It should accelerate the method of teaching
- ❖ It should work for both, fresh and experienced teachers

Students side

- ❖ Students should be able to distinguish between different tenses
- ❖ The process should increase engagement and motivation of students with the topic in classroom environment
- ❖ It should make learning fun and enjoyable

2) Objective

Teacher side

- ❖ The materials should be easy to understand and easy to teach.
- ❖ It should accelerate the method of teaching
- ❖ It should work for both, fresh and experienced teachers

Students side

- ❖ Students should be able to distinguish between different tenses
- ❖ The process should increase engagement and motivation of students with the topic in classroom environment
- ❖ It should make learning fun and enjoyable

2) Objective

Teacher side

- ❖ The materials should be easy to understand and easy to teach.
- ❖ It should accelerate the method of teaching
- ❖ It should work for both, fresh and experienced teachers

Students side

- ❖ Students should be able to distinguish between different tenses
- ❖ The process should increase engagement and motivation of students with the topic in classroom environment
- ❖ It should make learning fun and enjoyable

3) Problems in Grammar Teaching

- ❖ In traditional classroom environment, a teacher is the only source of information
- ❖ Overemphasis on rules affects motivation and leads to loss of interest with the topic
- ❖ Current textbooks are not engaging enough and does not provide any sort of incentives to the learner.

3) Problems in Grammar Teaching

- ❖ In traditional classroom environment, a teacher is the only source of information
- ❖ Overemphasis on rules affects motivation and leads to loss of interest with the topic
- ❖ Current textbooks are not engaging enough and does not provide any sort of incentives to the learner.

3) Problems in Grammar Teaching

- ❖ In traditional classroom environment, a teacher is the only source of information
- ❖ Overemphasis on rules affects motivation and leads to loss of interest with the topic
- ❖ Current textbooks are not engaging enough and does not provide any sort of incentives to the learner.

3) Problems in Grammar Teaching

- ❖ In traditional classroom environment, a teacher is the only source of information
- ❖ Overemphasis on rules affects motivation and leads to loss of interest with the topic
- ❖ Current textbooks are not engaging enough and does not provide any sort of incentives to the learner.

Language learning itself is “a profoundly unsettling psychological proposition” because it directly threatens an individual’s self-concept and worldview.

Guiora

Reference

A. Z. Guiora, “The Dialectic of Language Acquisition,” *An Epistemology for the Language Sciences*, ed. A. Z. Guiora, *Language Learning*, 33 (1983), p. 8

4) Mother language Vs Second language

- ❖ When it comes to **learning syntax and meaning together**, a clash happens between mother language and the new language
- ❖ The **construction of 'meaning'** of a new language happens faster because the mind pegs on the prior existing information (of mother tongue)
- ❖ While **learning syntax** of second language, the mind translates them into mother tongue
- ❖ The inbuilt translative tendency of mind possibly slows down the process of comprehension.

4) Mother language Vs Second language

- ❖ When it comes to **learning syntax and meaning together**, a clash happens between mother language and the new language
- ❖ The **construction of 'meaning'** of a new language happens faster because the mind pegs on the prior existing information (of mother tongue)
- ❖ While **learning syntax** of second language, the mind translates them into mother tongue
- ❖ The inbuilt translative tendency of mind possibly slows down the process of comprehension.

4) Mother language Vs Second language

- ❖ When it comes to **learning syntax and meaning together**, a clash happens between mother language and the new language
- ❖ The **construction of 'meaning'** of a new language happens faster because the mind pegs on the prior existing information (of mother tongue)
- ❖ While **learning syntax** of second language, the mind translates them into mother tongue
- ❖ The inbuilt translative tendency of mind possibly slows down the process of comprehension.

4) Mother language Vs Second language

- ❖ When it comes to **learning syntax and meaning together**, a clash happens between mother language and the new language
- ❖ The **construction of 'meaning'** of a new language happens faster because the mind pegs on the prior existing information (of mother tongue)
- ❖ While **learning syntax** of second language, the mind translates them into mother tongue
- ❖ The inbuilt translative tendency of mind possibly slows down the process of comprehension.

4) Mother language Vs Second language

- ❖ When it comes to **learning syntax and meaning together**, a clash happens between mother language and the new language
- ❖ The **construction of 'meaning'** of a new language happens faster because the mind pegs on the prior existing information (of mother tongue)
- ❖ While **learning syntax** of second language, the mind translates them into mother tongue
- ❖ The inbuilt translative tendency of mind possibly slows down the process of comprehension.

5) The Gap (Syntax and Meaning)

Second language



Mother language



5) The Gap (Syntax and Meaning)

Second language

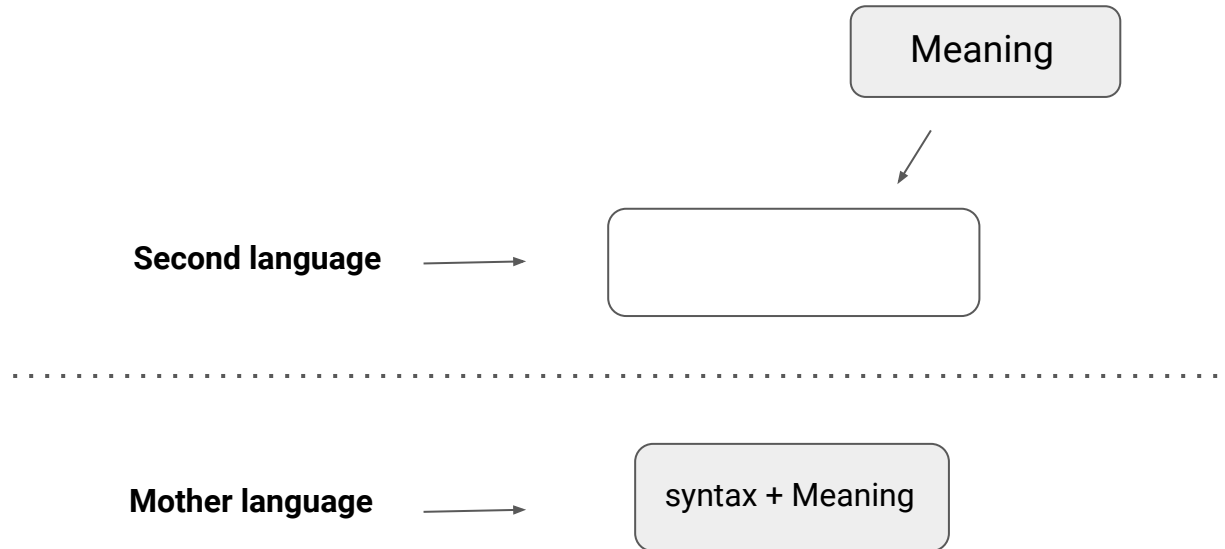


Mother language

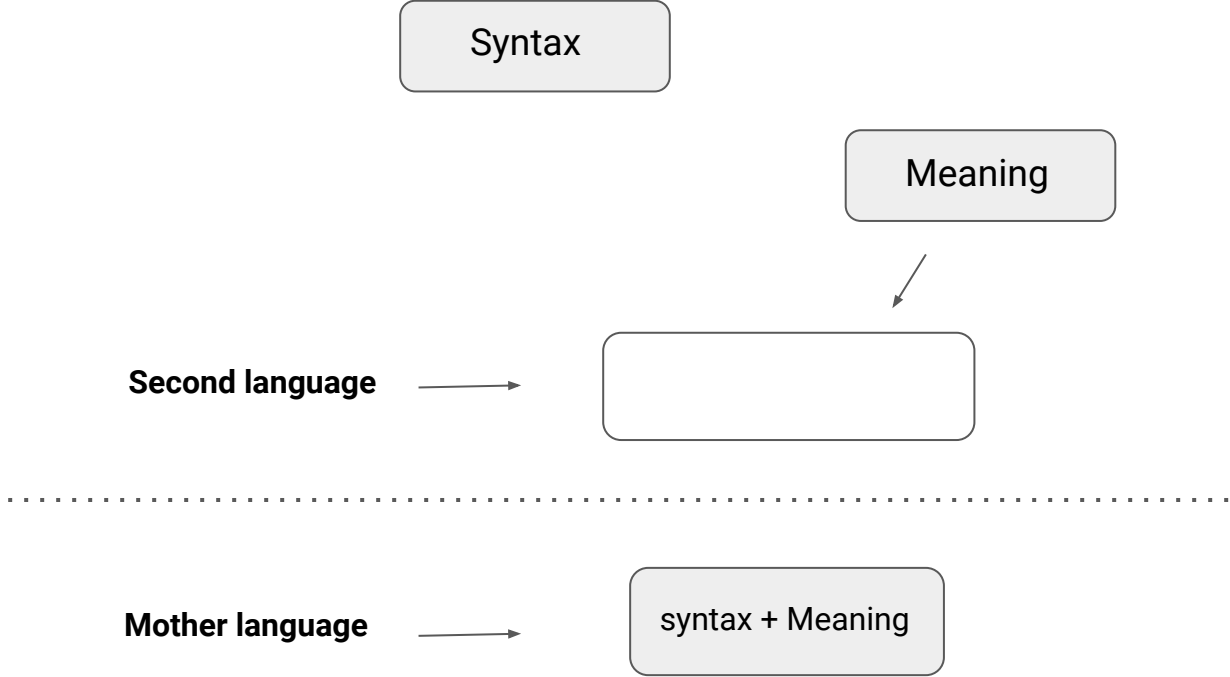


syntax + Meaning

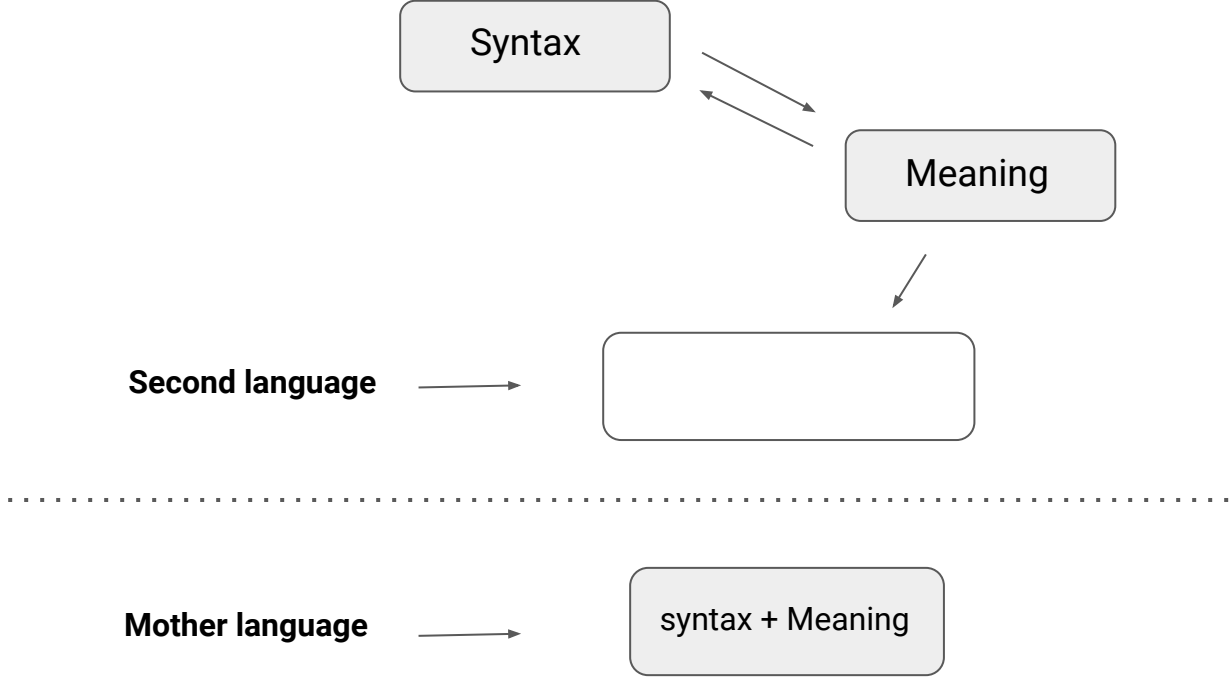
5) The Gap (Syntax and Meaning)



5) The Gap (Syntax and Meaning)



5) The Gap (Syntax and Meaning)



6) Tenses as a topic

- ❖ It carries fair amount of variations and complexity
- ❖ It has 3 clear distinctions i.e Past, Present & Future
- ❖ It has distinct patterns in its sub-divisions
- ❖ It has complex meaning structure of time and event

Following points make Tenses a good specimen for the intervention of grammar teaching.

6) Tenses as a topic

- ❖ It carries fair amount of variations and complexity
- ❖ It has 3 clear distinctions i.e Past, Present & Future
- ❖ It has distinct patterns in its sub-divisions
- ❖ It has complex meaning structure of time and event

Following points make Tenses a good specimen for the intervention of grammar teaching.

6) Tenses as a topic

- ❖ It carries fair amount of variations and complexity
- ❖ It has 3 clear distinctions i.e Past, Present & Future
- ❖ It has distinct patterns in its sub-divisions
- ❖ It has complex meaning structure of time and event

Following points make Tenses a good specimen for the intervention of grammar teaching.

6) Tenses as a topic

- ❖ It carries fair amount of variations and complexity
- ❖ It has 3 clear distinctions i.e Past, Present & Future
- ❖ It has distinct patterns in its sub-divisions
- ❖ It has complex meaning structure of time and event

Following points make Tenses a good specimen for the intervention of grammar teaching.

6) Tenses as a topic

- ❖ It carries fair amount of variations and complexity
- ❖ It has 3 clear distinctions i.e Past, Present & Future
- ❖ It has distinct patterns in its sub-divisions
- ❖ It has complex meaning structure of time and event

Following points make Tenses a good specimen for the intervention of grammar teaching.

6) Tenses as a topic

- ❖ It carries fair amount of variations and complexity
- ❖ It has 3 clear distinctions i.e Past, Present & Future
- ❖ It has distinct patterns in its sub-divisions
- ❖ It has complex meaning structure of time and event

Following points make Tenses a good specimen for the intervention of grammar teaching.

7) Idea (complete process)

7) **Idea** (complete process)

- ❖ Breaking down Tenses into patterns and meanings
- ❖ Chunking and prioritizing the information in different materials
- ❖ Gamifying the patterns for step 1 (starting of process)
- ❖ Designing instructions for teachers according to the prioritized information and repeating patterns.

A 3 step process for teaching and learning

7) **Idea** (complete process)

- ❖ **Breaking down** Tenses into patterns and meanings
- ❖ Chunking and prioritizing the information in different materials
- ❖ Gamifying the patterns for step 1 (starting of process)
- ❖ Designing instructions for teachers according to the prioritized information and repeating patterns.

A 3 step process for teaching and learning

7) **Idea** (complete process)

- ❖ **Breaking down** Tenses into patterns and meanings
- ❖ **Chunking and prioritizing** the information in different materials
- ❖ Gamifying the patterns for step 1 (starting of process)
- ❖ Designing instructions for teachers according to the prioritized information and repeating patterns.

A 3 step process for teaching and learning

7) **Idea** (complete process)

- ❖ **Breaking down** Tenses into patterns and meanings
- ❖ **Chunking and prioritizing** the information in different materials
- ❖ **Gamifying the patterns** for step 1 (starting of process)
- ❖ Designing instructions for teachers according to the prioritized information and repeating patterns.

A 3 step process for teaching and learning

7) **Idea** (complete process)

- ❖ **Breaking down** Tenses into patterns and meanings
- ❖ **Chunking and prioritizing** the information in different materials
- ❖ **Gamifying the patterns** for step 1 (starting of process)
- ❖ **Designing instructions** for teachers according to the prioritized information and repeating patterns.

A 3 step process for teaching and learning

7) **Idea** (complete process)

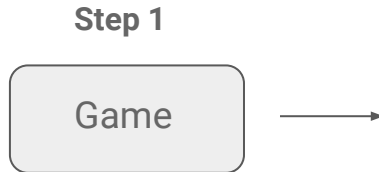
- ❖ **Breaking down** Tenses into patterns and meanings
- ❖ **Chunking and prioritizing** the information in different materials
- ❖ **Gamifying the patterns** for step 1 (starting of process)
- ❖ **Designing instructions** for teachers according to the prioritized information and repeating patterns.

A 3 step process for teaching and learning

7) Idea (complete process)

- ❖ **Breaking down** Tenses into patterns and meanings
- ❖ **Chunking and prioritizing** the information in different materials
- ❖ **Gamifying the patterns** for step 1 (starting of process)
- ❖ **Designing instructions** for teachers according to the prioritized information and repeating patterns.

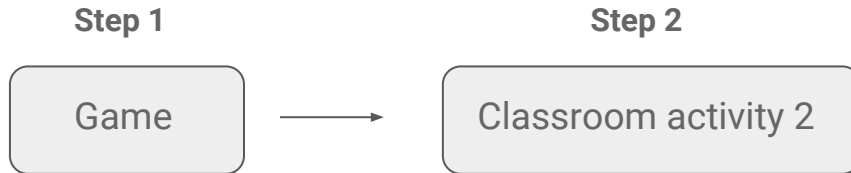
A 3 step process for teaching and learning



7) Idea (complete process)

- ❖ **Breaking down** Tenses into patterns and meanings
- ❖ **Chunking and prioritizing** the information in different materials
- ❖ **Gamifying the patterns** for step 1 (starting of process)
- ❖ **Designing instructions** for teachers according to the prioritized information and repeating patterns.

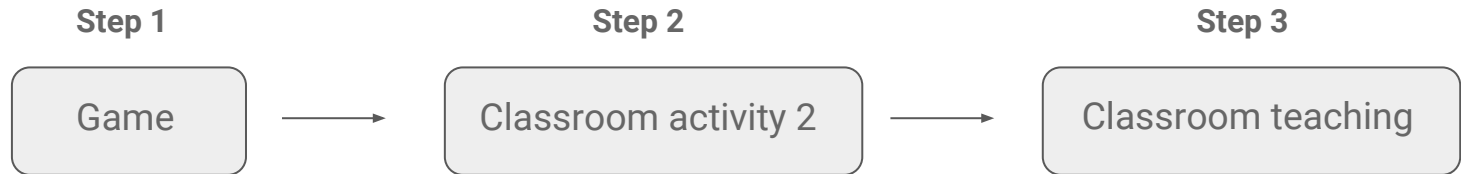
A 3 step process for teaching and learning



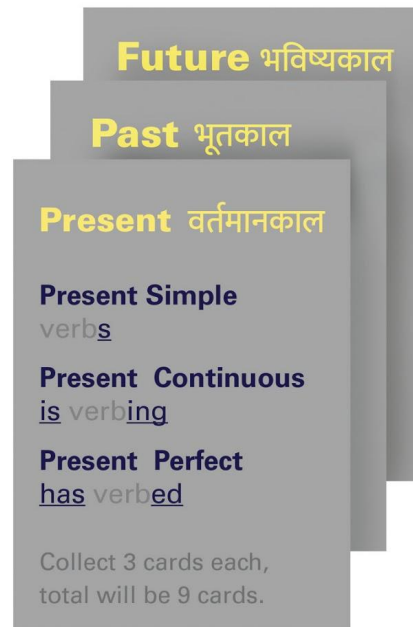
7) Idea (complete process)

- ❖ **Breaking down** Tenses into patterns and meanings
- ❖ **Chunking and prioritizing** the information in different materials
- ❖ **Gamifying the patterns** for step 1 (starting of process)
- ❖ **Designing instructions** for teachers according to the prioritized information and repeating patterns.

A 3 step process for teaching and learning



Step 1 (Game)



Card game: Who has it?

Step 1 (Game)

Title: 'Who has it?'

Only for 3 players

In order to win the game
the player has to win
minimum 2 times.

Step 1 (Game)

Title: 'Who has it?'

Only for 3 players

In order to win the game
the player has to win
minimum 2 times.

Step 1 (Game)

Title: 'Who has it?'

Only for 3 players

In order to win the game
the player has to win
minimum 2 times.

Step 1 (Game)

Title: 'Who has it?'

Only for 3 players

In order to win the game
the player has to win
minimum 2 times.



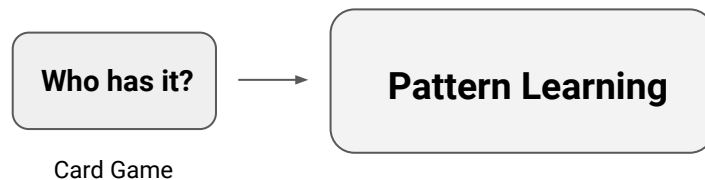
Card Game

Step 1 (Game)

Title: 'Who has it?'

Only for 3 players

In order to win the game
the player has to win
minimum 2 times.

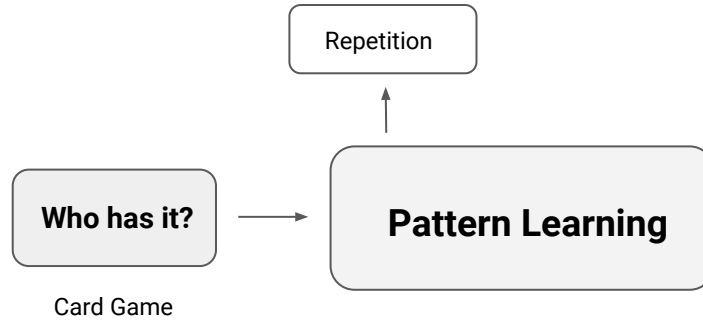


Step 1 (Game)

Title: 'Who has it?'

Only for 3 players

In order to win the game
the player has to win
minimum 2 times.

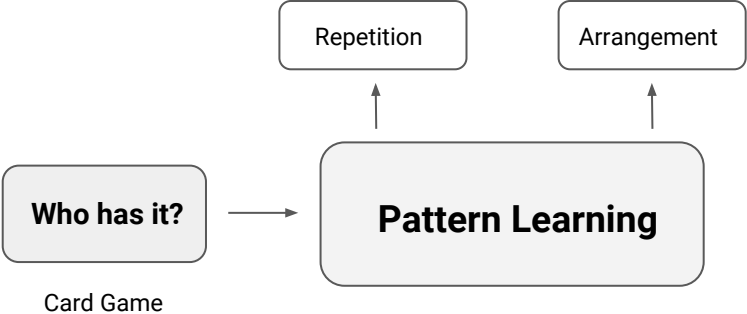


Step 1 (Game)

Title: 'Who has it?'

Only for 3 players

In order to win the game the player has to win minimum 2 times.

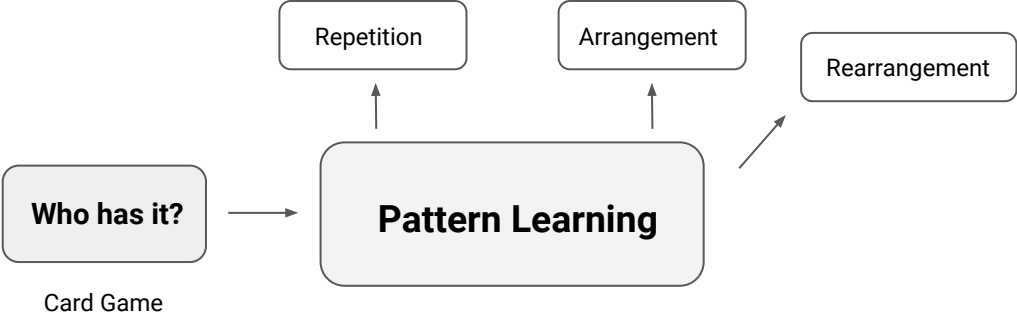


Step 1 (Game)

Title: 'Who has it?'

Only for 3 players

In order to win the game the player has to win minimum 2 times.

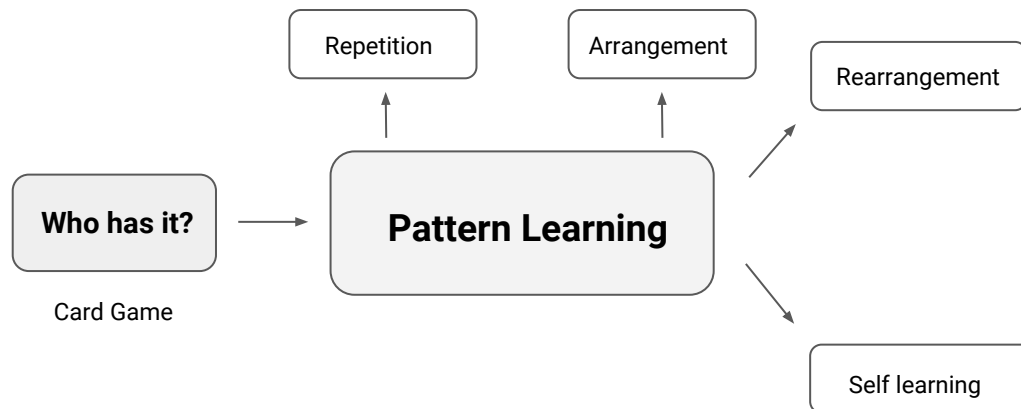


Step 1 (Game)

Title: 'Who has it?'

Only for 3 players

In order to win the game the player has to win minimum 2 times.

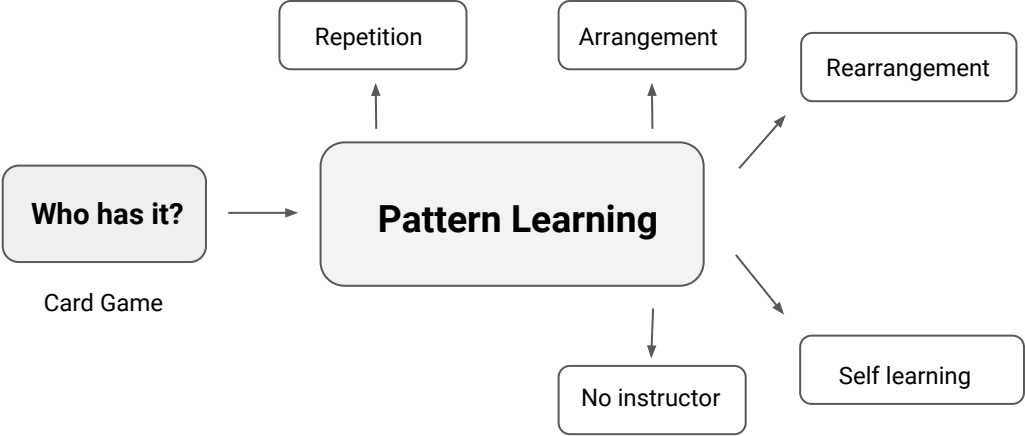


Step 1 (Game)

Title: 'Who has it?'

Only for 3 players

In order to win the game the player has to win minimum 2 times.

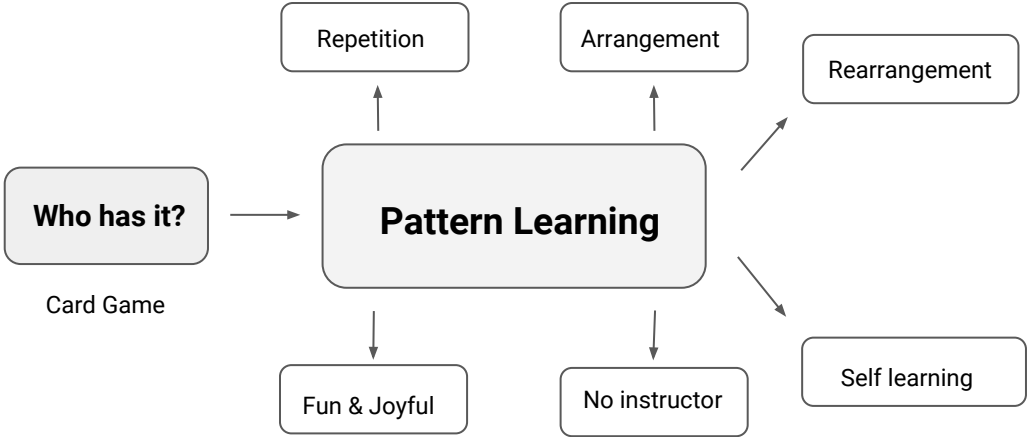


Step 1 (Game)

Title: 'Who has it?'

Only for 3 players

In order to win the game the player has to win minimum 2 times.



Step 2 (Classroom activity 2)

- ❖ The classroom activity 2 consist of a tense formulae card and a question sheet.
- ❖ The students have to find the correct type of tenses and mark their patterns.

Step 2 (Classroom activity 2)

- ❖ The classroom activity 2 consist of a tense formulae card and a question sheet.
- ❖ The students have to find the correct type of tenses and mark their patterns.

Step 2 (Classroom activity 2)

- ❖ The classroom activity 2 consist of a tense formulae card and a question sheet.
- ❖ The students have to find the correct type of tenses and mark their patterns.

Step 2 (Classroom activity 2)

- ❖ The classroom activity 2 consist of a tense formulae card and a question sheet.
- ❖ The students have to find the correct type of tenses and mark their patterns.

Past tense Sentence formulae	Present tense Sentence formulae	Future tense Sentence formulae
<p>1) Past + simple (PS) ◊ Subject + (verb+ ed)</p> <p>Example Pinky + (walk+ed)</p> <p>In Past simple verb comes just after the subject, there is no other word in between them.</p>	<p>1) Present + simple (PrS) ◊ Subject + (verb+ s)</p> <p>Example Pinky + (walk+s)</p> <p>In Present simple verb comes just after the subject, there is no other word in between them.</p>	<p>1) Future + simple (FS) ◊ Subject + will + (verb)</p> <p>Example Pinky + will + (walk)</p>
<p>2) Past + continuous (PC) ◊ Subject + was + (verb+ing) ◊ Subject + were + (verb+ing)</p> <p>Examples Pinky + was + (walk+ing) People + were + (walk+ing)</p>	<p>2) Present + continuous (PrC) ◊ Subject + is + (verb+ing) ◊ Subject + are + (verb+ing) ◊ Subject + am + (verb+ing)</p> <p>Examples Pinky + is + (walk+ing) People +are + (walk+ing) I + am + (walk+ing)</p>	<p>2) Future + continuous (FC) ◊ Subject + will be + (verb+ing)</p> <p>Example Pinky + will be + (walk+ing)</p>
<p>3) Past + perfect (PP) ◊ Subject + had + (verb+ed/en)</p> <p>Example Pinky + had + (walk+ed) Raju + had + (beat+en)</p>	<p>3) Present + perfect (PrP) ◊ Subject + has + (verb+ed/en) ◊ Subject + have + (verb+ed/en)</p> <p>Examples Pinky + has + (walk+ed) People + have + (walk+ed)</p>	<p>3) Future + perfect (FP) ◊ Subject + will have + (verb + ed/en)</p> <p>Example Pinky + will have (walk+ed)</p>

Step 2 (Classroom activity 2)

- ❖ The classroom activity 2 consist of a tense formulae card and a question sheet.
- ❖ The students have to find the correct type of tenses and mark their patterns.

Past tense Sentence formulae	Present tense Sentence formulae	Future tense Sentence formulae
<p>1) Past + simple (PS) ♦ Subject + (verb+ ed) Example _____ Pinky + (walk+ed) In Past simple verb comes just after the subject, there is no other word in between them.</p> <p>2) Past + continuous (PC) ♦ Subject + was + (verb+ing) ♦ Subject + were + (verb+ing) Examples _____ Pinky + was + (walk+ing) People + were + (walk+ing)</p> <p>3) Past + perfect (PP) ♦ Subject + had + (verb+ed/en) Example _____ Pinky + had + (walk+ed) Rajju + had + (beat+en)</p>	<p>1) Present + simple (PrS) ♦ Subject + (verb+ s) Example _____ Pinky + (walk+s) In Present simple verb comes just after the subject, there is no other word in between them.</p> <p>2) Present + continuous (PrC) ♦ Subject + is + (verb+ing) ♦ Subject + are + (verb+ing) ♦ Subject + am + (verb+ing) Examples _____ Pinky + is + (walk+ing) People +are + (walk+ing) I + am + (walk+ing)</p> <p>3) Present + perfect (PrP) ♦ Subject + has + (verb+ed/en) ♦ Subject + have + (verb+ed/en) Examples _____ Pinky + has + (walk+ed) People + have + (walk+ed)</p>	<p>1) Future + simple (FS) ♦ Subject + will + (verb) Example _____ Pinky + will + (walk)</p> <p>2) Future + continuous (FC) ♦ Subject + will be + (verb+ing) Example _____ Pinky + will be + (walk+ing)</p> <p>3) Future + perfect (FP) ♦ Subject + will have + (verb + ed/en) Example _____ Pinky + will have (walk+ed)</p>

Mark the patterns

Name:-

Std:-

Roll no:-

Sagar is singing song. PrC
 Munni screamed at Rahul. ____
 Children were eating chocolates. ____
 Sanjay had rented a car. ____

Bhavna will have rested by then. ____
 They have released the film. ____
 Kapil will have eaten by then. ____

Radhika had applied for further studies. ____
 Aniket has returned from China. ____
 Vaasu had beaten Manoj with a wooden stick. ____

Kartik will be sketching on paper. ____
 I am cooking italian food today. ____
 Pappu plays dholak on Ganpati celebration. ____

Siddhant will drop us at the station. ____
 Mohit has climbed the mountain. ____
 Madhu had awaken the beast. ____

Himesh was singing the song. ____
 Prashant will go for the movie. ____
 Alia was playing in the park. ____

Sheela will drive the car. ____
 People have fooled Rohan before. ____
 Monkey lived on a tree in the Jungle. ____

Namita will be studying afterwards. ____
 Sheela loves sun bath. ____
 Sagar is playing football. ____

We are enjoying this trip. ____
 Amir Khan will be choosing the actors. ____
 People will have broken the rules. ____
 You will have shouted on Rahul. ____

Note:-
 Find and underline the pattern of all tenses in the given sentences.
 Refer formulae card.

Example:
 Sagar is singing song.
 PrC (Present continuous)

Write the short form
 Past Simple = PS
 Past Continuous = PC
 Past Perfect = PP

Present Simple = PrS
 Present Continuous = PrC
 Present Perfect = PrP

Future Simple = FS
 Future Continuous = FC
 Future Perfect = FP

Total sentences = 28
 Past = 8
 Present = 9
 Future = 10

Step 2 (Classroom activity 2)

Transformation of Tense formulae card

Step 2 (Classroom activity 2)

Transformation of Tense formulae card: 1

Past tense

Past Simple

Subject + (Verb+ed/en)

Verb comes after subject, there is no word in between.

Verb comes after subject and in Past form.

Past Continuous

'Subject'+ was/were + (verb+ing)

Subject is singular, 'was' is used

Subject is plural, 'were' is used

Verb will always be in 'ing' form

Past Perfect

'Subject'+ had + (Verb +ed/en)

Present tense

Present Simple

Subject + (verb+s)

Verb comes after subject, there is no word in between.

If Subject is singular, verb will contain 's'.

If Subject is plural, verb with not contain 's'.

If Subject is 'I' or 'you', verb will not contain 's'

Present Continuous

Subject +is/are/am+ (verb+ing)

If Subject is singular, use 'is' before verb

If Subject is plural, 'are' is used before verb

If Subject is 'I', 'am' comes before verb.

Present Perfect

'Subject'+has/have+Verb +ed/en

If Subject is singular 'has' is used

If Subject is plural 'have' is used

If Subject is 'I' or 'you' or 'they',

'have' comes after verb.

Future tense

Future Simple

Subject + will + verb

'Will' comes in between subject and verb

Future Continuous

Subject +will + be + (verb+ing)

Verb will always be in 'ing' form.

Future Perfect

Subject +will + have + (verb+ed/en)

Step 2 (Classroom activity 2)

Transformation of Tense formulae card: 2

Present Tense

Sentence formulae

1) Present simple

Subject + (verb + s)

Example:

Pinky + (walk+s) on the grass.

2) Present + continuous

Subject + $\begin{cases} \text{is} \\ \text{are} \\ \text{am} \end{cases}$ + (verb +ing)

Pinky + is + (walk+ing) on the grass.

People +are + (walk+ing) on the grass.

I + am + (walk+ing) on the grass.

3) Present + perfect

Subject + $\begin{cases} \text{has} \\ \text{have} \end{cases}$ + (verb +ed/en)

Pinky + have + (walk+ed) on the grass.

Step 2 (Classroom activity 2)

Transformation of Tense formulae card: 3

Present Tense

Example:

Sentence formulae

1) Present + simple

Subject + (verb + s)

verb comes after subject there is no word in between.

Pinky + (walk+s) on the grass.

2) Present + continuous

Subject + is + (verb+ing)

or

Subject + are + (verb+ing)

or

Subject + am + (verb+ing)

Pinky + is + (walk+ing) on the grass.

People + are + (walk+ing) on the grass.

I + am + (walk+ing) on the grass.

3) Present + perfect

Subject + has + (verb+ed/en)

or

Subject + have + (verb+ed/en)

Pinky + has + (walk+ed) on the grass.

People + have + (walk+ed) on the grass.

Step 2 (Classroom activity 2)

Transformation of Tense formulae card: 4 (Final)

Past tense Sentence formulae

1) Past + simple (PS)

- ◆ Subject + (verb+ ed)

Examples

Pinky + (walk+ed)

In Past simple verb comes just after the subject, there is no other word in between them.

2) Past + continuous (PC)

- ◆ Subject + **was** + (verb+ing)
- ◆ Subject + **were** + (verb+ing)

Examples

Pinky + was + (walk+ing)

People + were + (walk+ing)

3) Past + perfect (PP)

- ◆ Subject + **had** + (verb+ed/en)

Example

Pinky + had + (walk+ed)

Raju + had + (beat+en)

Present tense Sentence formulae

1) Present + simple (PrS)

- ◆ Subject + (verb+ s)

Example

Pinky + (walk+s)

In Present simple verb comes just after the subject, there is no other word in between them.

2) Present + continuous (PrC)

- ◆ Subject + **is** + (verb+ing)
- ◆ Subject + **are** + (verb+ing)
- ◆ Subject + **am** + (verb+ing)

Examples

Pinky + is + (walk+ing)

People + are + (walk+ing)

I + am + (walk+ing)

3) Present + perfect (PrP)

- ◆ Subject + **has** + (verb+ed/en)
- ◆ Subject + **have** + (verb+ed/en)

Examples

Pinky + has + (walk+ed)

People + have + (walk+ed)

Future tense Sentence formulae

1) Future + simple (FS)

- ◆ Subject + will + (verb)

Example

Pinky + will + (walk)

2) Future + continuous (FC)

- ◆ Subject + will be + (verb+ing)

Example

Pinky + will be + (walk+ing)

3) Future + perfect (FP)

- ◆ Subject + will have + (verb + ed/en)

Example

Pinky + will have (walk+ed)

Step 2 (Classroom activity 2)

Transformation of question sheet: 1

Name: _____

Standard: _____

Age: _____

Priya was studying for her exams.
Alia reached to the railway station.
Siddhant will drop us at the station.
Pinky will be going to see a rooster fight.
Amir khan claimed he knew everything.
Sheela will drive the car.
Mannu filled the vessel with water.
Kammo had decided not to over-eat again.
Mayur has done the homework in time.
We have finished this lesson.
Vaasu had beaten Manoj with a wooden stick.
Prashant will play the movie.
Amir Khan will be painting all the walls.
Pinky was walking in the farm.
Anil is laughing with his friends.
You will have beaten the dog.
Pinky and Rahul were drawing on the wall.
Himesh was singing very loudly.
Naina will be taking the classes.
Alia was playing in the park.

Step 2 (Classroom activity 2)

Transformation of question sheet: 2

Munni heard a loud scream.
Children were eating chocolates.
Sanjay had rented a brand new car.

Bhavna will have rested and relaxed.
They have left the college.
Kapil will have eaten by now.

Radhika had applied in her favorite school.
Aniket has learned to speak chinese.
Vaasu had beaten Manoj with a wooden stick.

Kartik will be sketching the model.
I am cooking italian food today.
Pappu plays dholak on Ganpati celebration.

Siddhant will drop us at the station.
Mohit has climbed the mountain.
Madhu had woken the beast.

Himesh was singing very loudly.
Prashant will play the movie.
Alia was playing in the park.

Step 2 (Classroom activity 2)

Transformation of question sheet: 3 (final)

Mark the patterns

Name:-

Std:-

Roll no:-

Sagar is singing song. PrC
Munni screamed at Rahul. ____
Children were eating chocolates. ____
Sanjay had rented a car. ____

Bhavna will have rested by then. ____
They have released the film. ____
Kapil will have eaten by then. ____

Radhika had applied for further studies. ____
Aniket has returned from China. ____
Vaasu had beaten Manoj with a wooden stick. ____

Kartik will be sketching on paper. ____
I am cooking italian food today. ____
Pappu plays dholak on Ganpati celebration. ____

Siddhant will drop us at the station. ____
Mohit has climbed the mountain. ____
Madhu had awoken the beast. ____

Himesh was singing the song. ____
Prashant will go for the movie. ____
Alia was playing in the park. ____

Sheela will drive the car. ____
People have fooled Rohan before . ____
Monkey lived on a tree in the Jungle. ____

Namita will be studying afterwards. ____
Sheela loves sun bath. ____
Sagar is playing football. ____

We are enjoying this trip. ____
Amir Khan will be choosing the actors. ____
People will have broken the rules. ____
You will have shouted on Rahul. ____

Note:-

Find and underline the pattern of all tenses in the given sentences.
Refer formulae card.

Example:

Sagar is singing song.
PrC (Present continuous)

Write the short form

Past Simple = **PS**
Past Continuous = **PC**
Past Perfect = **PP**

Present Simple = **PrS**
Present Continuous = **PrC**
Present Perfect = **PrP**

Future Simple = **FS**
Future Continuous = **FC**
Future Perfect = **FP**


Total sentences = 28

Past = 8
Present = 9
Future = 10



Step 3 (Classroom teaching)


Teaching manual



Step 3 (Classroom teaching)

Teaching manual


- ❖ Teaching manual defines the order of information of the lesson plan.
- ❖ It ease teaching and learning both.
- ❖ By classroom teaching students will learn the meaning and its association with syntax.



Step 3 (Classroom teaching)

Teaching manual


- ❖ Teaching manual defines the order of information of the lesson plan.
- ❖ It ease teaching and learning both.
- ❖ By classroom teaching students will learn the meaning and its association with syntax.



Step 3 (Classroom teaching)

Teaching manual


- ❖ Teaching manual defines the order of information of the lesson plan.
- ❖ It ease teaching and learning both.
- ❖ By classroom teaching students will learn the meaning and its association with syntax.



Step 3 (Classroom teaching)

Teaching manual

- ❖ Teaching manual defines the order of information of the lesson plan.
- ❖ It ease teaching and learning both.
- ❖ By classroom teaching students will learn the meaning and its association with syntax.



Test (after step 3)

Fill in the blanks

Name: _____ Standard: _____ Rollno/div: _____

Radhika ___ appli___ in her favorite school. (Past perfect)
Aniket ___ learn___ to speak chinese. (Present perfect)
Vaasu ___ beaten Manoj with a wooden stick. (Past perfect)

Kartik ___ sketch___ the model. (Future continuous)
'I' ___ cook___ italian food today. (Present continuous)
Pappu play___ dholak on Ganpati celebration. (Present simple)

Siddhant ___ drop us at the station. (Future simple)
Mohit ___ climb___ the mountain. (Present perfect)
Madhu ___ woken the beast. (Past perfect)

Himesh ___ sing___ very loudly. (Past continuous)
Prashant will play the movie. (_____)?
Alia ___ play___ in the park. (Past. c)

Sheela ___ drive the car. (Future simple)
People have fooled Rohan before . (_____)?
Monkey liv___ on a tree in the Jungle. (Past simple)

Namita will be studying afterwards. (_____)?
Sheela loves beache. (_____)?
Sagar ___ play___ football. (Present continuous)

We are enjoying this trip. (_____)?
Amir Khan ___ decid___ the actors. (Future Continuous)
People will have broken these rules. (_____)?

You ___ beaten the dog. (Future perfect)
Vikas ___ brok___ the machine. (Present perfect)
Sagar is playing football. (_____)?

Kalpana has traveled to the space. (_____)?
Madhu ___ wok___ the beast. (Past perfect)
Faraz ___ sleep___ in the class. (Past continuous).

*Find and fill the following blanks,
refer all the previous pages.

Test

8) Testing with school students

8) Testing with school students




8) Testing with school students



8) Testing with school students



8) Testing with school students



8) Testing with school students



9) Conclusion

1. When the teaching starts with a game it helps in building a positive view of students towards teacher and the topic.

9) Conclusion

2. Game opens up space for the teacher to supplement instructions and other classroom activities with ease.

9) Conclusion

3. Through the testing it emerged that students accept game more easily in a classroom environment than outside.

9) Conclusion

4. The direction of the project needs more intervention in terms of developing (designed content) and testing more materials for other lessons of grammar such as verbs, prepositions, conjunctions (etc).

9) Conclusion

5. If all the designed lesson plans fits together it could replace or add to the current textbook way of teaching.



**IF YOU CAN'T WIN AN ARGUMENT
CORRECT THEIR GRAMMAR INSTEAD**

10) References

Foreign Language Classroom Anxiety

Author(s): Elaine K. Horwitz, Michael B. Horwitz and Joann Cope

Source: The Modern Language Journal, Vol. 70, No. 2 (Summer, 1986), pp. 125-132

Published by: Wiley on behalf of the National Federation of Modern Language Teachers Associations

A Constructivist Approach to Grammar: Teaching Teachers to Teach Aspect CARL BLYTH

Department of French & Italian University of Texas at Austin

Is Second Language Learning like the First

Author(s): Susan M. Ervin-Tripp

Source: TESOL Quarterly, Vol. 8, No. 2 (Jun., 1974), pp. 111-127

Published by: Teachers of English to Speakers of Other Languages, Inc. (TESOL)

English Grammar Terminology as an Obstacle to Second Language Learning

Author(s): Sophie Jeffries

Source: The Modern Language Journal, Vol. 69, No. 4 (Winter, 1985), pp. 385-390, Published by:

Wiley on behalf of the National Federation of Modern Language Teachers Associations

Web references

<http://www.jstor.org>

<http://www.englishleap.com/grammar/tenses>

<https://learnenglish.britishcouncil.org/en/english-grammar/verbs/active-and-passive-voice>

<https://www.elc.edu/the-best-board-games-to-practice-english/>

http://www.educationworld.com/a_curr/reasons-to-play-games-in-the-classroom.shtml

Thank you