

A REPORT ON PRACTICAL TRAINING



INDUSTRIAL DESIGN CENTRE
INDIAN INSTITUTE OF TECHNOLOGY BOMBAY
MUMBAI - 400076
(2013-2015)

CERTIFICATE

The Practical training report submitted by Mridul Basumotari (ID: 136340012) of 2nd year, M.Des (2013-2015) is satisfactory and approved for submission in partial fulfilment for the award of the degree of Masters in Design.

Project Coordinator:

Internal Examiner:

External Examiner:

1. _____

1. _____

1. _____

2. _____

2. _____

2. _____

Mr B.K Chakrabarty
(Head of Department)

DECLARATION

I, Mridul Basumotari, student of final year **M.Des** in '**Animation Design**' (Student ID: 136340012) of **Industrial Design Centre, IIT Bombay**, hereby declare that I have undergone practical training for a period of 4 weeks from May 1st, 2014 to May 31st, 2014 at **Orange Radius Arts Pvt Ltd, Mumbai**, in partial fulfilment for the award of the degree of Masters in Design and that the drawings submitted hereby have been dealt by me during my practical training.

Mridul Basumotari

ID: 136340012

3rd Sem M.Des (Animation)

Industrial Design Centre, IIT Bombay

Date: 7th July 2014

ACKNOWLEDGEMENT

I owe my sincere gratitude to **Mr. Raveesh Mohan** and **Mr. Priyank Loonker** for giving me an opportunity to work in their firm and for their invaluable guidance, support and trust in my capabilities throughout my training period.

I am also thankful to **Mr. B.K Chakrabarty** (Head, Department of Industrial Design Centre, IIT Bombay, Mumbai) for his efforts to ensure smooth completion of my training.

(Mridul Basumotari)

ID: 136340012

CONTENTS

1. Certificate	i
2. Declaration	ii
3. Acknowledgement	iii
4. Training certificate	iv
5. Introduction	1
6. Projects	2
a) Comedy Nights with Kapil Sharma	3
b) Continental Hospitals	6
c) IDBI Bank	9
d) Bindass TV	11
e) Kellogg's	14
f) Hyundai	17
g) Natwarlal	19
h) WeChat	21
i) Parshu	23
j) Character Designs	32
k) Unfinished Projects	33

INTRODUCTION

I was always fond of Comic Books and Superheroes from childhood days. I thought someday I will make my own superhero movies and comics. That's why I am here, studying Animation. So this internship was the perfect time for me to get a first-hand experience of learning how to make comic books and to get exposed to the pipeline of an industry. So I decided to do an internship with them, as they have already made and lined up with a superhero comic book series called 'Parshu'. I got a chance to work on the Parshu project and did some other projects as well. Which Includes company like - Hyundai, Microsoft, Bindass, Kellogg's, Nokia, IDBI Bank, Continental Hospitals, Few Entertainment industries like 'Comedy nights with Kapil Sharma' and an upcoming movie of 'Emraan Hashmi' called 'Natwarlal'. My works included – Character Designing, Illustrations, Coloring, and Comic Strips. My mentor 'Mr. Raveesh Mohan' have founded the company last year in 2013:

ORANGE RADIUS:



'Orange Radius Arts Private Limited' is a Private Company incorporated on 24th September 2013. They debuted their company with a superhero comic series called 'Parshu: Origins' at the Comic Con Express Hyderabad edition on 21st – 22nd August 2013. Three arcs of the comic series has already been published, the fourth one is releasing this year in September 2014.

PROJECTS

Following were the projects which I have worked upon:


1. Comedy nights with Kapil Sharma
2. Continental Hospitals
3. IDBI Bank
4. Bindass TV Channel
5. Kellogg's
6. Hyundai
7. Natwarlal (An upcoming live action movie)
8. We Chat (gif Animations)
9. Parshu – Colouring
10. Character Designs

1. COMEDY NIGHTS WITH KAPIL SHARMA – CARICATURES

Pencil Sketch



Rough Layout 1



Rough Layout 2



Rough Layout 3



Rough Layout 4



PROJECT:

This project was done for an entertainment Industry. A famous TV series 'Comedy Nights with Kapil Sharma' for the 'Colours TV channel.'

PROCEDURE:

I was given the script. All the positions and actions of the characters were mentioned in the script.

I've been asked to make the caricatures completely in my own style.

I explored a few different styles. referred a book called 'Mad Arts of Caricatures' by 'Tom Richmond'

I gave them few options of the caricatures, and they finalized each character.

And after integrating few feedbacks, the panel was finalized.

THINGS LEARNED:

1. Caricatures Illustrations
2. Layout in a panel
3. Coloring

The Final Panel:



ITS ALL ABOUT LOVING YOUR FAMILY

2. CONTINENTAL HOSPITALS


This Project was done for Continental Hospitals. This 5 panel Comic strip is supposed to put up on the walls of hospitals.

Rough Sketches

Centre Panel



Panel 1



Panel 5



Panel 2



Panel 3




Panel 4

THE PROCEDURE:

1. Script was provided, according to the script I made the Characters and storyboard and arranged the different panels accordingly.
2. After integrating few feedbacks the Comic Strip was finalized.

THINGS LEARNED:

1. Storyboarding
2. Character Illustrations
3. Inking
4. Coloring



The Final Strip:


I WAS ATTENDING A FREE MEDICAL CAMP NEAR WARANGAL ORGANISED BY THE CONTINENTAL HOSPITAL GROUP.

FREE HEALTH CHECKUP
CONTINENTAL
HOSPITALS




REMEMBER... NEVER NEGLECT PAIN IN CHEST OR YOUR LEFT ARM AS A PASSING SYMPTOM, IMMEDIATELY CALL AN AMBULANCE TO GO TO THE HOSPITAL FOR A CHECK UP!

CONTINENTAL
HOSPITALS



SUDDENLY A MAN IN HIS EARLY 40'S COMPLAINED OF CHEST PAIN AND PAIN IN HIS LEFT HAND.



THOUGH THE VILLAGERS SUGGESTED IT MUST BE BECAUSE OF THE HEAT, I KNEW THESE WERE SYMPTOMS OF A HEART ATTACK. I IMMEDIATELY ASKED FOR THE AMBULANCE TO TAKE HIM FOR EXAMINATION



THANK GOD HE WAS RUSHED QUICKLY TO THE HOSPITAL WHERE HE COULD BE OPERATED ON IMMEDIATELY THAT SAVED HIS LIFE



3. IDBI BANK - MASCOT DESIGNING

This Project for IDBI Bank required a mascot for their ad. They wanted a young boy character, who looks decent, smart and should appeal to the customers. They wanted us to try one more character of the same boy as a grown up old person. Who should look experienced, trustworthy and a wise person.



Pencil Sketches



THINGS LEARNED:

1. Character Design
2. Inking
3. Coloring

Final Inked and colored



The Final Characters

Old Character



Young Character



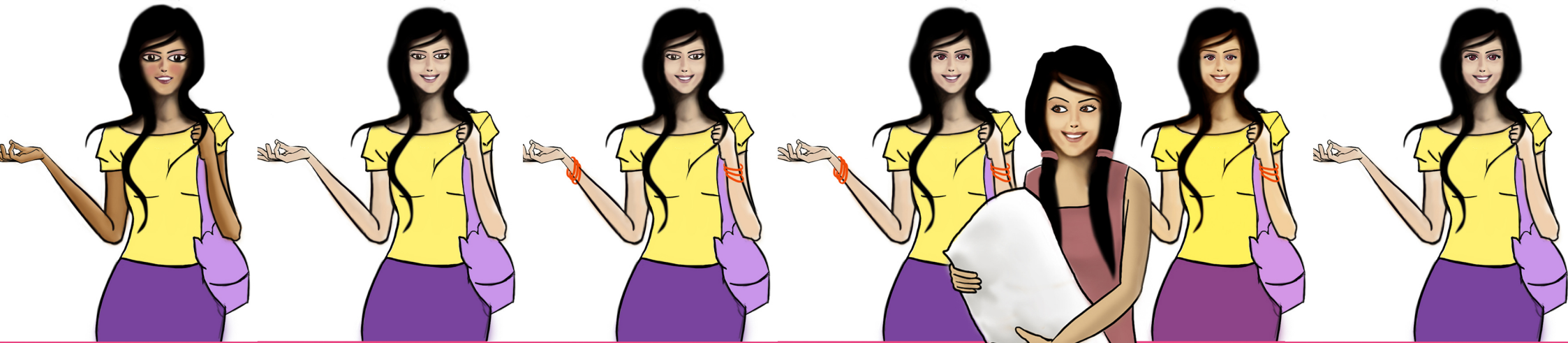
Young Character option 2




4. BINDASS TV - BESTIES

This Project is done for an upcoming TV show called 'Besties', the story of two girls. They are the best friends. So the requirement of the project was 5 or 6 comic strips of 3-4 panels each for the promotion purpose. They will put the Comic Strips on their Facebook page called 'Bindass'

Stages of character design for Spice →




Character design for Sugar →

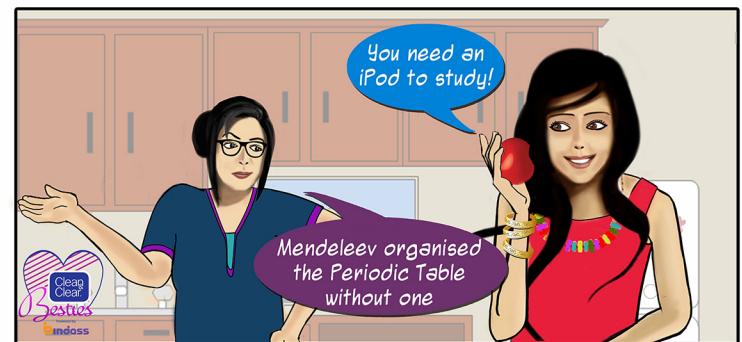





THINGS LEARNED:

1. Character Designing
2. Storyboarding
3. Digital Painting
4. Inking & Coloring



FOR MORE FUN & JOKES,
WATCH THE VIDEO AT THE LINK ABOVE 



TO WATCH MORE ANNOYING THINGS YOUR MOM DOES
CLICK ON THE LINK ABOVE 

SLEEPOVERS WITH:
Friends



Best Friends



5. KELLOGG'S

Kellogg's is a company which supplies cereal and convenience foods. This Project was done for the Cereal Box of Kellogg's company. The Comic Panel will be getting printed on the Cereal box in India and China. There are two stories of two different families, one from India, another from China.


PROCEDURE:






The Script was given, and according to the script, I did the storyboard. First I did some rough sketches and then after finalizing, I did the inking. After that I did the coloring and after Integrating all the feedbacks from the client, We finalized the comic Strip

THINGS LEARNED



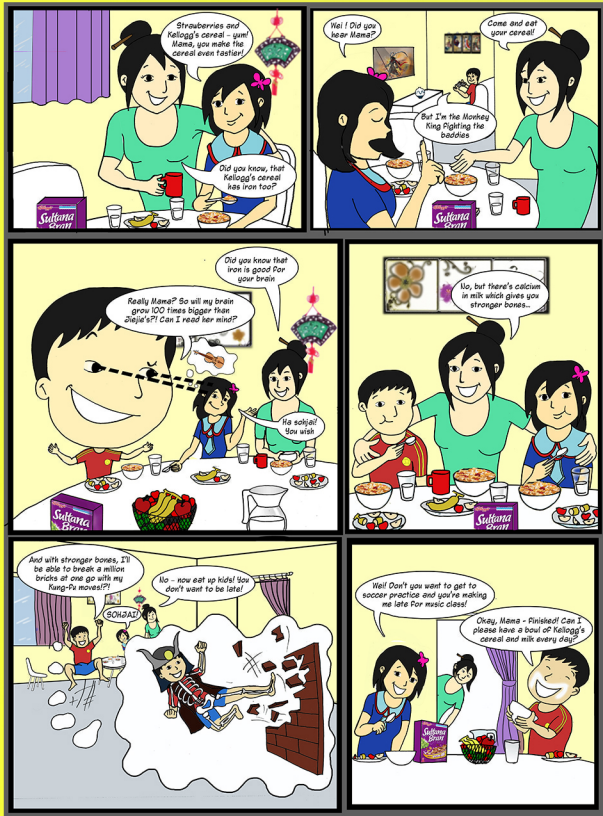

1. Character Illustration
2. Storyboarding
3. Inking
4. Layout
5. Coloring

Sketches of Indian Family with Finished Inking:








Final Panel



Final Panel

6. HYUNDAI - COLORING




PROJECT:

This project is for promoting the Hyundai car for all types of occasions. The Illustrations are done by someone else. I got the Page for coloring.

THINGS LEARNED

1. Coloring
2. Layout



Final colored Pages:

Whatever the celebration




Whatever the profession




Whatever the occasion



Your car is your best friend




Make sure you give your car the care it



7. NATWARLAL - COLORING

PROJECT:








This project was for promoting an upcoming movie of Emran Hashmi. The Client wanted some experiments with color styles. They wanted unique coloring style for each panel. I studied different coloring styles such as Manga coloring style, Retro coloring styles, Shaded coloring styles, etc. The illustration was done by someone else. I have only explored the coloring style.



THINGS LEARNED

1. Coloring
 - Manga
 - Retro
 - Pattern
 - Shades
 - Monochromatic





8. WE CHAT - GIF ANIMATIONS


PROJECT:



I was given two jpeg images and was asked to make animated gif format images. It was for We chat messenger (a mobile messenger application). 1 of them was a man saying 'Je Baat' another one is a girl saying 'Eish'. I edited the image in photoshop, and seperated the text layer. then I drew images frame by frame and did the basic animation in Adobe Premiere Pro and finalised it in Adobe After Effects.

THINGS LEARNED

1. Straight ahead Animation
2. Animation from a given Image

JE
BAAT







9. PARSHU - COLORING



PROJECT:

This comic is the main lineup series of Orange Radius Comics. 'Parshu' is a young Indian superhero. He is an ordinary boy with mythological powers. This project in which I worked is a 74 page graphic novel. The illustrations are done by some other person. I have done the coloring. I explored all the 'DC' and 'Marvel' comic book coloring style. 'Hush' and 'Siege' are the comic book series from DC and Marvel respectively. I studied them a lot. I followed a similar coloring style.


















10. CHARACTER DESIGN



Baby Parshu



KSHASTRA

Matte Painting

11. UNFINISHED SKETCHES

