

Animation Design, Degree Project - stage1

'SARU'

Exploring Madhubani Painting In Animation

Animation Project II

Nitish Kumar (07634008)

2007-2009

Project Guide:

Prof. Nina Sabnani

Industrial Design Centre

Indian Institute of Technology, Bombay

Approval Sheet

The Animation project Entitled "SARU" (Exploring Madhubani Painting In Animation) by Nitish Kumar (07634008) is approved in partial fulfillment of the Masters of Design Degree in Animation Design.

Signature

Date

Guide:

Internal Examiner:

External Examiner:

Chairman:

Acknowledgement

I would sincerely like to thank my guide Prof. Nina Sabnani for her immense guidance and support throughout the project. More than her guidance, she gave me all the freedom to explore my ideation, visual style and the process of this project.

I also thank Prof. Shilpa Ranade , Prof. Raja Mohanty and Prof. Sumant Rao for their valuable suggestions during presentation.

I would also like to thank all my friends Juny, Palash, Sameer, Hemant, Ashwin, Kavita, Ketaki and Ketaki for their help, support ,constant feedbacks and suggestions that helped me to fulfill the requirement for my project .

Index

1. Introduction	1
2. Abstract.....	4
3. Exploration	5
Madhubani painting.....	9
4. Process.....	8
5. Execution.....	9
Story	9
Storyboard	10
Character Design	21
Visual Elements.....	29
Concept Art.....	31
Technique for Animation	34
6. References	35

1. Introduction

I choose the simple concept of fantasy to express the feelings of the kid within me. There is always a hidden child in every one of us, who dreams, fantasizes and wants to break away from the practical real world and wants to be in his fantasy land where he is what he wants to be and does things what he wants to do. There is a divine sky with a wonderful rainbow or a little beautiful butterfly mischievously wandering around us.

Why do people fantasize?

The typical answer is that people are searching for an 'escape'. Fantasy provides a specific kind of escape, wish-fulfillment and retreat from the harsh world of competition and commerce. Fantasy allows us, for a time, to be the all-conquering warrior.

Fantasy is the celebration of what we no longer are: individuals certain of our meaningfulness in a meaningful world. The wish-fulfillment that distinguishes fantasy from other genres is not to be the all-conquering hero, but to live in a meaningful world.

Fantasy represents the attempt to give meaning to one's life by forgetting, for a time, the world that one lives in. In the escape offered by fantasy one glimpses the profound dimensions of our modern dilemma.

Concept of fantasy

Fantasy is a product of imagination. Belief a world which is not real .It is a genre that uses magic and other supernatural phenomenon as a primary element. It could be either a fantasy world separated from ours, or a hidden fantasy side of our own world. It is simply an extension of our myths and legends, our fairy tale and folk tales. It is the story we tell our self to give shape to our dreams and desire. fantasy is a desire to imagine the unrealistic aspect life as real and try to live it.

Dreams are the images, thoughts and feelings experienced while asleep. According to Freud, people often experience thoughts and feelings that are so painful that they cannot bear them. Such thoughts and feelings and associated memories that cannot be banished from the mind, but can be banished from consciousness. Thus they become the unconsciousness.

Dreams are said to be “royal road to the unconscious,” providing the best access to our unconscious life and the best illustration of its “logic”, which is different from the logic of conscious thought.

Fantasy and Visual Medium of Animation

The visual medium of animation has such a potential to give audiences a unique virtual ambience which most of the time is not possible in real life scenario. Human emotion is a beautiful example which a person can only feel inside. Emotions can be felt by heart, dreams can be seen by closed eyes, but visualizing the emotions into the real world is impossible. And through my animation skills, it was my endeavor to visualize this sensitive aspect of human life.

This time I thought of working on a simple concept that emphasizes upon animation using rich visuals as the potential medium to depict the emotions and fantasies of life. The extent to which this animated film is constructed is to make the audience believe that the fictitious world in which the events take place is as complex and varied to express as the real world. And hence, my endeavor proved as a joyous experiment in pure animation, an ambitious work of imaginative power.

In a narrative about a fantasy, it may follow 'Suspension of Disbelief', the sequence of events may not follow the consequential logic, yet at least the concept of dream dictates that the film has a dreamlike quality. Here, the animation tool has immensely helped me in elevating the seemingly unrealistic image construction to another level and depicting it as the imagination suggests

It becomes even more challenging to express these fantasies and emotions connected with them through media but these could be best visualized using animation since it offers a powerful tool to exhibit the various dreamlike imaginations in a creative and explanatory manner that the receptor himself feels the experience.

2.Abstract

This narrative is about fantasy world of a little girl, Saru.

She loves nature, flowers, butterflies, fireflies, the rainbow, the sun, the moon and stars.

It is about her dream, desires, and wish-fulfillment.

Saru, the innocent little girl that she is, is unaware of the real harsh world and its reality.

She lives in her own magical dream world , filled with what she loves - flowers, butterflies, fireflies, stars, the rainbow and lots of smile.


This narrative is also about her perception of nature. To her, the moon is Chanda Mama, the sun is Suraj Chacha and so on. They form the Santa Claus in her land.

She thinks that the butterflies, stars and others are the ones that create the magical flowers that fill her garden. Whereas, all of them are actually a creation of her happiness- her sweet magical smile.

This film is visualized in the Madhubani Painting style, the style of my community and fofebears. I grew up looking at these paintings in and around my environment.

3. Exploration

Understanding Madhubani Painting



Madhubani Painting is visual art tradition of my community in Mithila(Madhubani). I grew up looking at these paintings all around me. My grandmother was an eminent master of this style. She did madhubani paintings on the wall, floors and cloth. She was also good in 'Suzni' and 'sikki' art. She was my first teacher in painting.

Initially, I did not like this style of painting during my childhood. I always made fun of my grandmother's paintings and its peculiar shapes. She never minded my teasing because she was my good grandmother who made me what I am today. Later I came to know that it is one of the great visual art traditions of India. Then I began focusing on this. But by then my grandmother passed away. But she still lives in my mind and spirit.

She used paint on mud walls during family events, ceremonies, marriages and also daily life *alpana* on floors. I remember many of her 'Kobar paintings'(for honeymoon night) she did for marriage ceremonies.





She would apply a paste of cow dung and mud on the walls and floors to give a perfect black background on which pictures were drawn with white rice paste. Bright vegetable colours were then applied on the figures making them more vibrant. She also applied a thin layer of cow dung and mud paste on her canvases to give a more authentic look and also because it helps in proper absorption of color.

She used natural colour made from leaves(green) , flowers(red), turmeric (*haldi*—yellow), cow dung(greenish black), rice paste(white), indigo(*neel*—blue), *goriya mitti*(orange), charcoal(black), ash(grey) etc.

Madhubani is a hilly forested terrain in Bihar in Eastern India. Traditionally, artists from this area have been engaged in folk art. '*Madhu*' means honey and '*bans*' means forest. Madhubani paintings, also known as Godhna, Maithili and Chitra figure paintings, originated out of the humble domestic rituals in Madhubani district of Bihar.

As per the belief of the people of Madhubani, Gods visit each house in the morning to bless them with luck and prosperity. Madhubani paintings started as a welcome paintings on the walls, doors and floors for the Gods. And with that started the commercialization of






the Maithili paintings. It shifted from walls and floors to paper, satin, sarees, dupattas, etc, without deviating from its original themes, those of religion and mythology.

The attributes of Madhubani paintings :

- Use of bold and bright natural and artificial colors.
- A double line border with simple geometric designs or with ornate floral patterns on it.
- Symbols, lines and patterns supporting the main theme.
- Abstract-like figures, of deities or human.
- The faces of the figures have large bulging eyes and a jolting nose emerging out of the forehead.
- Simplicity in line, tension free line
- no straight line, not use of scale for line drawing, hand made line

The symbols that these Maithili painters use have their specific meanings. For instance, fish symbolize fertility, procreation and good luck, peacocks are associated with romantic love and religion, serpents are the divine protectors.

Characterized by vibrant use of color, underlying symbolism and traditional geometric patterns supporting the main theme, the Indian folk art form of Madhubani succeeded in creating a place for itself in the international house of fame and is now recognized world wide.



4. Animation Process

script	verbal description of concept
VISUAL SCRIPT	making of visual panels in the sequential order according to the final script.
SOUND EDIT	The required Background sounds and the sound effects are edited in Sound Forge.
ANIMATIC	This followed a timed animatic with division of the scenes in accordance with the sound.
VISUAL ELEMENTS	Illustrating and Painting the visual elements and Backgrounds.
CHARACTER DESIGN	Giving the controls on the character models for proper movements of the body.
CHARACTER ANIMATION	Making of different scene and enhancing the expressions by animating the character
RENDERING	Rendering the image sequense output.
BACKGROUNDS	Creating the Backgrounds in Adobe After Effects.
COMPOSITING	Compositing the rendered image sequences with the Backgorunds in After Effects.
COMPILATION	Compilation of all the scenes and sound together in Adobe Premiere

5. Execution

Story

Saru, the little girl, planted a flower in her garden and used to water it daily.

She loves it a lot- it defines her happiness.

She loves to touch its petals and the feel of it takes her to her dream world.

A pleasant moon lights up the place and her smiles create the fireflies.

Her house is surrounded by beautiful white flowers. There are fireflies dancing around the moon, immersing the place in a magical beauty.

Slowly it becomes morning and the sun rises.

The white flowers of the night have now become colourful ones.

The butterflies dance around the sun.

Saru wakes up into a magical dawn and goes out of her house to find her garden filled with millions of colourful flowers.

The sun's smiling at her and a little butterfly flutters near her face.

She catches the butterfly and almost instantly, all the flowers in her garden wither out.

She's extremely sad and looks up at the sun.

The Sun asks her to free the butterfly she had caught.

She lets it go and her garden blossoms again. w

Her happiness has no bounds and she's back into her world of magic- a little angel amidst the sun, moon, stars, and the rest

Storyboard



Village scene. evening,

Camera panning

Saru, the little girl, planting a flower in her garden.



She used to water it daily
She loves it a lot- it defines her happiness.



She loves to touch its petals

camera zoom in into her eyes



Feel of it takes her to her dream world.

Eye ball transform into moon.



A pleasant moon lights up the place .
full moon night

Camera zoom out



Sleeping little girl Saru appeared in scene



She smile in sleep
Her smiles create the fireflies.



Dancing fly across moon

Camera follow the fireflies



Fireflies create flowers, Her house is surrounded by beautiful white flowers.

Camera zoom out, following fireflies



There are fireflies dancing around the moon, immersing the place in a magical beauty.



Slowly it becomes morning and the sun rises. The white flowers of the night have now become colourful ones. The butterflies dance around the sun.



Saru wakes up into a magical dawn



Saru wakes up



She surprised by seeing outside the door



door view of garden

Camera zoom in to flower and pan



Saru comes out of her house to find her garden filled with millions of colourful flowers.

Camera pan and zoom out from flower to outside view of house



Her eye asked sun that how this magic happens



The sun's smiling at her and



tell your magical smile done this.



she delighted



A little butterfly flutters near her face.



She catches the butterfly




almost instantly, all the flowers in her garden wither out



All magical flower disappeared



She's extremely sad



Looks up at the sun



The Sun asks her to free the butterfly she had caught.




She lets it go



Butterfly flew away



Butterfly flew sun



Magical flower spread behind it



Camera follow the flight of butterfly



garden blossoms again



water lily blossoms




Lily dances



Saru's face appeared. bg moving left

Camera zoom out from lily to her face




a little butterfly pass her

Camera zoom out



She appeared as a fairy flying in sky




she overcome the butterflies



Camera pan in left





she want to ride over rainbow



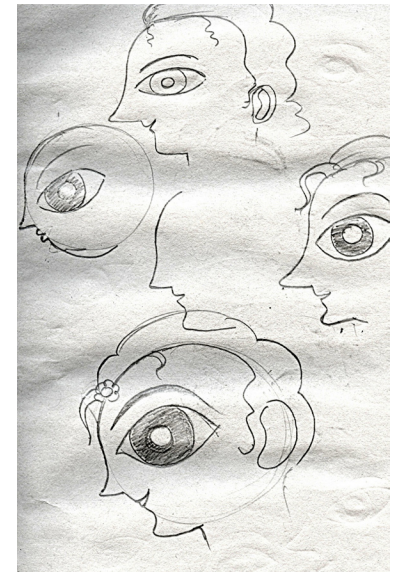

a rainbow appeared





Character Design




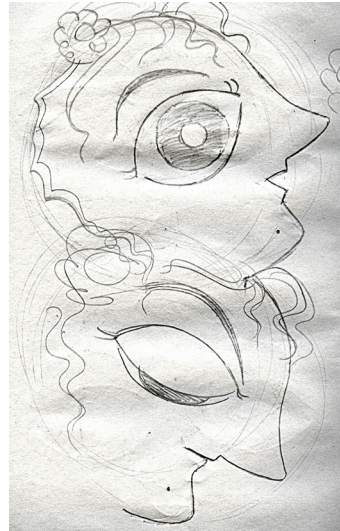

Initial Exploration



Final Character :Girl



Expression: Girl




Attitudes: Girl




Saru






Butterflies



Sun




Fireflies



Moon



Visual Elements



temple




tulsi



house

nature



Concept Art







Technique for Animation

Technique I used in animation is cutout, because it is a scene appropriate technique for producing animation for the style I have selected.

Here cutout animation is produced using hand painted pictures. Cut out animation is a process whereby movable parts of the figure are moved to create an illusion of action. Of course Cut out animation has its limitations. Fluid movements are not easy to achieve with the flat puppets.

Close up shots of the face does not work in cut out animation because it is hard to create dialogue that require lip-sync which is the animation of the lip and mouth to allow characters to engage in a conversation. As a result such animation is often a mimed .

6. References

BOOK

Five contemporary folk and tribal artist of India

-Jyotindra Jain

1998

Craft Mueseum and The Handicrafts and Handlooms Export Corporation of India Ltd.

new delhi

ANIMATION

Fantasia 1940

Fantasia 2000

WEB References

http://www.google.co.in/Madhubani_Painting

http://en.wikipedia.org/wiki/Madhubani_Painting_Art

http://en.wikipedia.org/wiki/Godhana_Art