

A claymation scene showing a man from behind, riding a light blue motorcycle down a dirt path. The man has a balding head and is wearing a grey sweater over a striped shirt and dark pants. The motorcycle has a license plate that reads "IDC. 17 U0007". To the right is a red brick wall with a green bush on top. In the background, there is a green wall and a building with a white door. A large, warm, yellow light source is visible in the top left corner.

विराज

A claymation film by Umesh D Wagh
Guided by Prof. Sumant Rao

2017

Design Degree Project (P2 and P3)



“Unconditional Love”

Umesh D Wagh

Roll No. 156340007

M.Des. Animation | IDC, IIT Bombay

Guide – Prof. Sumant Rao

“Unconditional Love”

A Short Clay Animation Film

Project II & III Report

April 2017

By

UMESH D WAGH

156340007

(M.Des. Animation)

Guide

Prof. Sumant Rao



Industrial Design Centre

INDIAN INSTITUTE OF TECHNOLOGY BOMBAY

Approval Sheet

The project titled "Unconditional Love" - An animation short film by Umesh D Wagh is approved for partial fulfilment of the requirement for the degree of 'Master of Design' in Animation.

Guide:



Internal examiner:



Chairperson:



External examiner:



Date: 21/06/2017

Declaration

I declare that this written submission represents the work done by me, summarized in my own words. Wherever other images and texts have been included, they have been adequately referred to their original sources.

I also declare that I have adhered to all principles of academic honesty and integrity and I have not fabricated or falsified any of the data/ facts/ contents in my submission.

I understand that any violation of the above-mentioned will be cause for disciplinary action by the Institute and also evoke penal action from the sources that have not been properly cited, or from whom proper permission has not been sought.

Signature: 

Name: Umesh D Wagh

Roll No. : 156340007

Date: 14/6/17

Acknowledgements

I sincerely extend my deepest gratitude to my guide Prof. Sumant Rao for his guidance and support throughout the project.

I also thank Prof. Nina Sabnani, Prof. Phani Tetali, Prof. Shilpa Ranade, and Prof. Mazhar Kamran for their valuable suggestions and encouragement.

I am also grateful to all my friends, family members, batchmates, other office staff and seniors at IDC for their encouragement and support.

Umesh D Wagh

156340007

Abstract

My film is about the practice of “Unconditional Love”. If we practice loving every other being irrespective of what we get from them, how they behave with us or where they come from then we can actually spread happiness, we can together live the life in a much better way. And it is not about only a nice behaviour or nice communication but it’s about living and acting with the inner goodness which would then work on roots of the problems and not merely on the outer body.

This film will show the practice of unconditional love with a simple story consisting of some incidences similar to our day to day life and it will surely trigger that positivity and inner goodness in audience’s minds!

Contents

•	Abstract.....	1
•	Introduction.....	2
•	Topic Study and Inspirations.....	3
•	Data collection and Explorations	
	▪ Unconditional Love.....	5
	▪ Medium Exploration.....	9
	▪ Data Analysis.....	11
•	Preproduction	
	▪ Concept.....	12
	▪ Story Development.....	13
	▪ Script.....	16
	▪ Storyboard.....	18
	▪ Character Design.....	38
	▪ Character Development.....	45
	▪ Environment Development.....	56
	o Camera blocking.....	60
	o Set Design.....	67
	o Colouring.....	71
	o Props.....	74
•	Production	
	▪ Animation.....	78
	▪ Facial Expressions.....	79
	▪ Lip sync.....	81
•	Learning and Conclusion.....	84
•	References.....	85

Introduction

“There is no power on the earth like unconditional love”

- Warren Buffett

In our day to day life we interact with lots of people around us, differently with each person. Sometimes they are the ones who we care for, our loved ones and sometimes they are just the people around. Many times we just forget that these people are also the loved ones for someone else. Can there be same kind of interaction by us with these other people too? Can there be same feelings of love with everyone, even though he or she might not be “beneficial” for us in future?

My film is about loving unconditionally, spreading unconditional love in this busy world. Even if anyone is behaving negatively with you, your positive response to such behaviour can change that person. It may take time but the change will happen.

This magnificent planet is filled with opportunities to experience love, respect and joy. When we, as individuals, realize our potential to love unconditionally, we transform ourselves and the planet at the same time. The choice is ours to create a world of joy and happiness, love and goodwill!!

Topic Study and Inspirations

Inspirations for selecting this topic

Many times we come across or witness or hear many incidences where people are fighting for anything. The fights can be at any level – personal, social or global. There is lack of understanding, lack of honesty, lack of kindness, lack of love.

I always used to think why this is happening. When I was a kid, this was not the situation, it was way better than today's busy materialistic world. Then what is it that has been changed in all these years?

I might not have got the exact answer to this question, but this can be definitely said that the love has been lost somewhere, because conditions are changed. The love among the society was not unconditional then.

And I think all these questions and thoughts were the reason for me selecting this topic.

I watched many films, videos or advertisements where this concept of unconditional love was taken at the base, from which I thought this is a very effective medium to reach to the people and trigger some of these thoughts into their minds.

Inspirations

- Mother Teresa – who devoted her life in serving the poor and destitute around the world



- Dr. Prakash Baba Amte and his wife Dr. Mandakini Amte – Social workers






- Savitribai Phule – who fought for women rights in India during British's Rule in spite of getting a lot of humiliation

Movies/ Videos

- “Partly Cloudy” (2009) – Pixar



- “The Life of Death” [i]– directed by Marsha Onderstijn



- “Lage Raho Munnabhai” – directed by Rajkumar Hirani



Data Collection and Explorations

Topic – Unconditional Love

This topic seemed easy to me when I decided to make a film on it, but afterwards I got to know that it's quite a difficult concept to pin point easily and clearly. Then I researched a lot, read many articles and watched many videos and films related to it. All this data collection and references helped me in understanding the topic very clearly.

Some of the references which I liked a lot are as follows:

Articles and books

- The Love Foundation [ii]

This is a non-profit organization which started in year 2000 as a way to inspire and remind people of the simple, practical power of a loving unconditionally.


The Love Foundation
Inspiring People to Love Unconditionally

After visiting the site I got a very clear idea with which they have started this project. Some of the things they say about unconditional love are very inspiring to the one who wants to work for such a cause.

They say, "When we allow ourselves to understand the impact our actions have not only on ourselves but the planet we live on, we realize the necessity to take loving action. We each have the power to correct conditions within as well as to affect the world we live in."

There I read a very nice quote from a book called "Unconditional Love - an unlimited way of being" written by Harold W. Becker

"The greatest power known to man is that of unconditional love. Through the ages, mystics, sages, singers and poets have all expressed the ballad and call to love. As humans, we have searched endlessly for the experience of love through the outer senses. Great nations have come and gone under the guise of love for their people. Religions have flourished and perished while claiming the true path to love. We, the people of this planet, may have missed the simplicity of unconditional love. . . ."



Some of the quotes which I read while reading through articles:

- Unconditional love is more a state of receptivity and allowing, which arises from our own "basic goodness," - Trungpa Rimpoche.
- "There is a power in love that our world has not discovered yet. Jesus discovered it centuries ago. Mahatma Gandhi of India discovered it a few years ago, but most men and most women never discover it. For they believe in hitting for hitting; they believe in an eye for an eye and a tooth for a tooth; they believe in hating for hating; but Jesus comes to us and says, "This isn't the way." And this morning, I think of the fact that our world is in transition now. Our whole world is facing a revolution." Martin Luther King, Jr.

Movies/Videos


- "Amelie" (2001) – directed by Jean Pierre Jeunet

This is a romantic comedy film, which is a story of a shy waitress who decides to change the lives of the people around her to better lives.



- "First Flight" [iii] – by Dreamworks

This a very nice animated short film which shows a small incidence with a very busy man who is already late for the office, but after seeing the little bird struggling at flight he sacrifices his work over teaching the first flight to that bird



- Some touching videos from Thailand [iv]
- While searching for unconditional love, I came across some short film videos in Thailand based on very emotional short stories. They were very touching and based on daily life's incidences.

One of them was this video about a girl and a dog. She loves the dog very much and vice a versa. She becomes a veterinary doctor because she loses her dog out of lack of veterinary services around.



Primary data collection

As soon as decided to make a film on this topic, I started talking with friends or relatives about this topic. I got to know many stories from many of them.

Some of them were very positive about the topic, but some of them were exactly opposite. Many of them said,

“ Unconditional Love? Amm... It doesn't exist!”

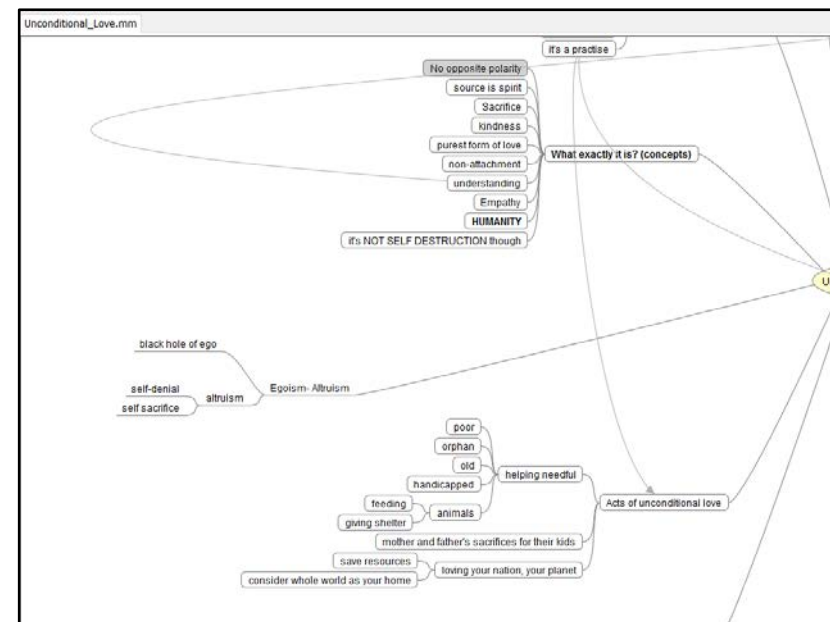
Best part was, I got many stories from each of them about their experiences in life.

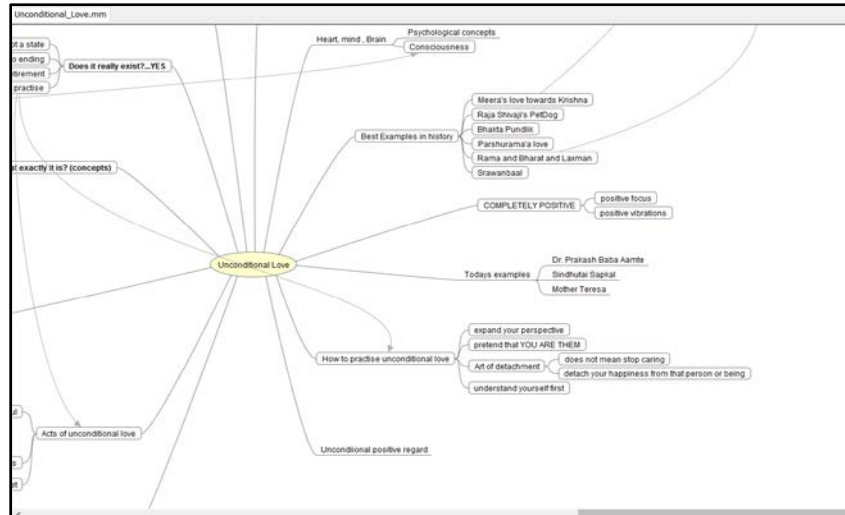
Some of interactions include:

- Story of a cow told by a neighbourhood aunty from my village.
- Discussion with Varkaries (devotees of lord Vishnu) , who comes walking from very far places to the temple of lord Vishnu (Vitthal) .
- Some of the friends told interesting incidences with their pets
- I talked some of the relatives about their love towards their children, as parental love is given as the best example for unconditional love

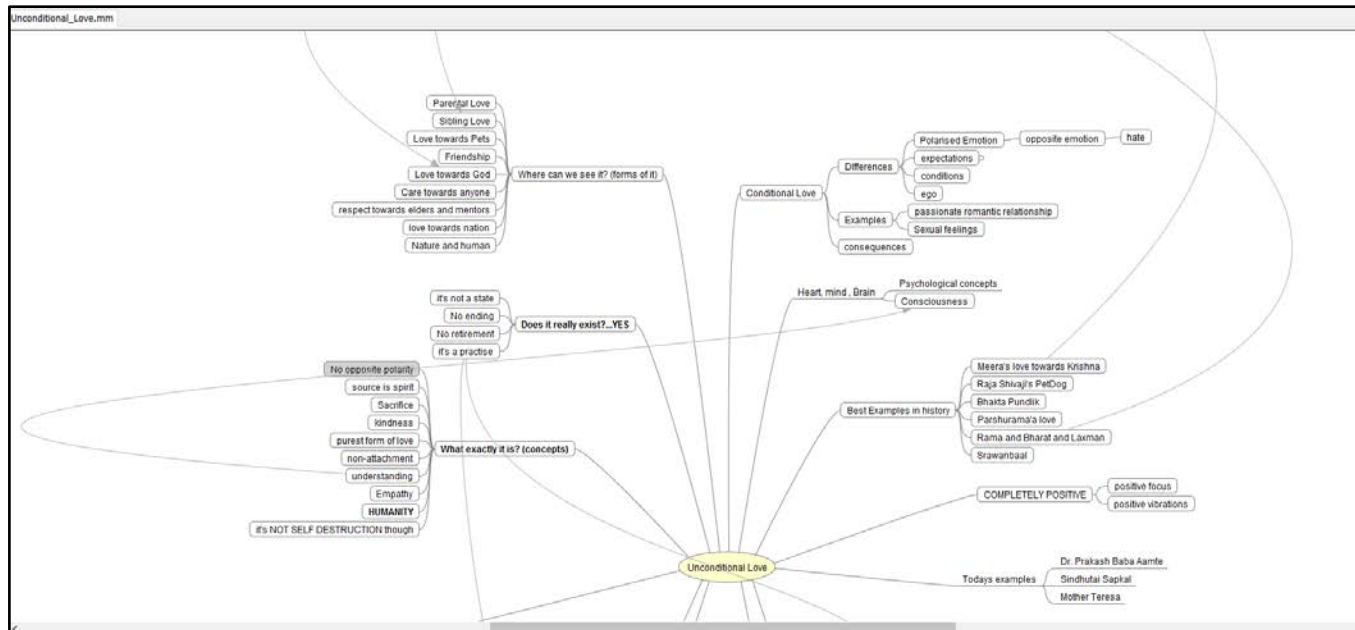
Mind map

Based on the data collection and research, I kept making the mind map about the topic. Some of the screenshots of it are as:





Screenshots of mind map



Medium exploration

2D Style explorations

Style references from Laurence King publishing's book of illustrations called "Play Pen"




Above are some shots from 2d animation videos from YouTube . [^]

Clay animation

I was very fascinated by the clay animation and I like the handmade feel it gives to the film, but it was not fixed that I will use this style only.


After I wrote my story and plot, the thought of using claymation again clicked in my mind and as my story is quite a realistic and a human story, I thought claymation is nicely suitable for my film.

For claymation I referred following books/ references



Books :

- Stop Motion – Craft Skills for Model Animation – by Susannah Shaw



- Creating 3D animation by Peter Lord and Brian Sibley

Movies/Series

- Wallace and Gromit – by Ardman



- Coraline – by Henry Selik



- Creature Comforts – by Aardman



- Claymation by Michael Parks



- Kubo and the two strings – by Laika Productions



Data Analysis

- It is very hard to find if any act of love is an act of unconditional love or not.
- Parental love and love towards pets are the best examples of unconditional love
- It's not blind love and not self-destructive.
- Outcome of it is always positive.
- It is said that it's the most powerful practice which leads to Enlightenment...!
- It can't be boxed in words.
- The highest level of understanding and consciousness.
- It's a cure for many problems.

Preproduction – Concept

Initial Idea

The initial idea was to have a simple story with an incident/conflict where the protagonist has two options:

- The first one is “to be practical and fight with the other person”
- And the second one is “to try to see the other person as a human and act with kindness and love”.

There were mainly three levels developing story ideas on unconditional love:

- Love that is without any expectations
- Love that gets positive response
- Love that gets negative response and still it is continued

After discussing with my guide, I decided to go with the third option as it will be much more effective as compared to the other two.

So then, I went on thinking about the concepts and after a lot of brainstorming I came up with three of them as follows:

Concept 1

Showing the act of conditional love along with unconditional love to underline the difference and how the later is much more effective!

Concept 2

Showing the act of unconditional love against a negative character and result of the power of unconditional love in the situation!

Concept 3

Showing an incident/conflict where protagonist fights over a small reason, result of which is worse and then taking the story back to the point where the protagonist had two ways to react & showing another simple way with act of unconditional love.

After discussing with my guide and professors, I decided to go with the second concept and I started thinking about the stories.

Preproduction – Story

Initial Story Ideas

1. A kid is told about the existence of God and how God loves us unconditionally... the kid experiences the power of love through some incidences... actually it's his father who is observing the kid and acting accordingly to convince him the power of unconditional love and positivity.
2. A busy man finds a puppy in the surrounding of his house... he is too busy to pay attention towards the puppy... sees it daily... once notices that the puppy has got injured... getting late for the office... conflict... carries the puppy to the doctor..
3. A plant and a kid...unconditional love of the plant...both grow ... the kid, who is now a grown up, forgets his friend tree...(Nature <---> Human or story of Earth and Human)
4. An imaginary world of some characters (human like)...where everybody helps each other... and there is no existence of bad things like selfishness, ego, etc.
5. A person (may be from another planet) always practices unconditional love)...he never has seen conditional love... comes to a world where unconditional love doesn't exist.... His practice of unconditional love is so powerful that it changes this world into the world where only unconditional love exists... showing at least a start of this change.
6. Story of two animals helping each other though being in danger... many times animals teaches us many things which simply show their pure hearts and their unconditional love.
7. A man faces a very simple problem everyday... another character notices him everyday struggling at that problem... and then he/she helps him, not letting him know... The help comes back to him in the very next moment.
8. A story the Heart and the Brain as two characters.

9. A man sees a kid selling something at signals... he approaches the kid and adopts it... he remembers himself being an orphan...

10. Kid afraid of a dog on the roadside ... it always barks at kid One day kid sees him shivering due to cold Kid tries to go to him but he barks Kid goes from there... at night when his papa puts blanket on him, he tells his papa about the dog... next day his papa goes and help him, feed him...Though he still barks at them they still love him... afterwards the becomes very friendly.

11. A poor boy in a new school... very bright... there is a group of rich boys in the school... he tries to be a friend of them, but gets humiliation...at home he tells his mom... mom tells him to still love those friends and keep his goodness always... sequence of more incidences.. Kid still keeps positive... one day he helps the rich boy in some problem... and wins everyone's heart

12. Old age home.... Son sends his parents to old age home... insults them... one day in the garden everyone is describing their evil sons or daughters... but this old man says all good things about his son and how he still loves his son... puts curtain on his son's rudeness... his son, who has come for some formalities, sees this... breaks into tears..

After a lot discussions and thinking, I developed rough stories from three of these ideas.

Story 1

An old man and a young boy....daily routine... meet in the bus.... Old man always makes his insult... says something about young generations.... Yell about a reserved seat... One day... bus is very crowded... boy gets a seat (unreserved).... Old man doesn't get one... He is tired... The boy gives that seat to the old man...

Story 2

An office man and an office boy....boy steals something from the man's table every day...(may be money..) man finds that someone is stealing from him... next day... he finds that it's the office boy...and why he is stealing... may be out of need... the man helps the boy in the matter.. After some days, boy returns in good clothes and mithai...he has found a good job.

Story 3

An old man is new to the area -- always screams at people -- a carpenter works nearby and lives with his family. People living around are getting sick of the old man.

Carpenter is a loving person who can see the human behind this rude person -- tries to help him again and again even though he gets back only yelling from the old man.

Still he continues showing his unconditional love towards this old man and wins his heart at the end. :)

Out of all these, I liked the third one most because I found simplicity and potential emotions in this one. After discussing the story with guide and professors, I got a nice feedback about how the characters in the story can be established more and how this story can be made more interesting and connecting story to the audience. Then I developed this story further as my final story.

Final Story

A young man who works in his small carpentry shop, near his house, always shows kindness and love towards all. He is a very positive, happy and generous man. He spreads happiness and love all around him. He believes in unconditional love. He lives in a small town with his son and wife, who many times fail to understand his unconditional love towards all.

An old man comes to the same area. He has bought a house near the carpenter's house and shop. This old man is very short tempered and a cruel man and hence, is lonely. Because of his nature, all, including his servant, run away from him. On the very first day, when he comes with all his luggage and furniture, he shouts at his servant on a small mistake, which makes him run away. All the people around are watching this and so is the carpenter. Seeing the old man struggling with moving the furniture, he tries to help him, but the old man shouts at him, too. People around him think how cruel and mad this man is. No one then tries to help the old man or interact with him. But the carpenter feels bad for him. He decides to help the man and not leave him struggling alone. He is able to see the lonely sad man behind this angry and cruel man. During next few days, many times old man shouts at carpenter on small reasons, like the noise of carpenter's machine, his pet dog and the kids playing around.

The old man has an old, antic scooter, which is very rusty and makes noise. When the old man rides it, all the people around him don't fail to comment on him and

laugh at him. The man always struggles while crossing his scooter over the steps at his house gate. Carpenter sees this and tries to help him, but again gets nothing but a loud yelling by the old man. This happens again and again. The carpenter doesn't see the bad nature of the old man, but he can always see his struggle. The carpenter really wants to help him. In spite of getting all the insulting scolding and humiliation, carpenter makes a wooden ramp on the half of the steps of old man's house and when the old man sees this, he can eventually feel the kindness and love that the carpenter is showing towards him, that too after all his wrong behaviour and that causes a transformation within him. Like the carpenter he also starts spreading the happiness and love, in his own way...!!

I refined the story time to time whenever I thought any part isn't working or so and then I progressed towards making the plot of the short film and script.

Preproduction – Script

Scene 0 (Inciting incident):

A young man (35 years old) is working in his small shop of carpentry. He hears a dog's scream. It seems some vehicle has hit a dog. The man hurriedly moves outside. Sees a dog injured. He picks the dog. His son, who is playing nearby, also comes there. He exclaims, "How dirty it is!" The man kindly tells him, "He needs us right now". He takes the necessary action on dog's wounds, makes a nice house for him, and tells his kid that u should always be kind and loving in spite of the other person's or animal's condition.

Suddenly, they hear a shouting noise. An old man (60 years old), is scolding his servant, for he has dropped something on the floor. The old man seems shifting to this new house which is in front of the carpenters house and shop. Other people around him stop to see the matter. The carpenter tries to say something, but the old man is so angry that he shouts at everyone. The servant is not that kind, so he shouts back at the old man and leaves him alone with all the furniture on the road.

Scene 1 (rise of action 1):

The old man shouts at people around and tells them to mind their own businesses. He struggles in moving the furniture all alone. The carpenter is still watching him. When at the steps of the main gate, the old man couldn't carry the load and about to fall down, the carpenter rushes to help him. But unexpectedly, the old man shouts him back.

Scene 2 (rise of action 2):

On some other morning, the old man is sitting in the chair remembering of his family (son and wife celebrating his birthday in the house). He awakens by the noise of carpenter's machine. He shouts at carpenter from his window at first floor.

Another morning the old man is trying to start his old scooter, all rusty and very slow. It makes noise. The carpenter jokingly says to the old man, "Aapka scooter bhi to bahut aawaj karta hai chacha, haha" . The old man maintains his angry face and leaves.

Scene 3 (rise of action 3 and high point):

The old man always struggles with his scooter, while crossing the steps at the main gate. All people around him comment on him and laugh cruelly at him. He also shouts them back. The carpenter tries to help him again, but gets nothing other than humiliation and yelling.

At the same moment, a ball hits the old man. The kids were playing around. The man ruins the ball and shouts at them. It's the carpenter's son. Also when he sees the dog, who is now the pet of carpenter, the dog is peeing on the scooter. The old man tries to hit him hard. The carpenter saves the dog from being hit by the old man and tells his son that I will buy a new ball for you. All the people around him get shocked after seeing such cruel behaviour of the old man towards kids and little puppy.

The old man feels guilty about his behaviour. But he remembers a scene where he along with his family, has got in an accident and he is asking help, but no one helps

him and he loses his wife and son in that accident. After remembering this, he becomes angry again.

Scene 4 (main culmination/climax):

On another day (time between afternoon and evening), the old man comes pushing his scooter (which has got some problem and is not working). He seems very tired and exhausted. When he comes in front of the carpenter's shop, he actually expects the carpenter to come and help him, but he doesn't. The old man maintains his look of disgust and hate and anger. And continues pushing the scooter.

He imagines how he is gonna to deal with the steps at the gate now. (Imagination shot where he is struggling at the steps)

Suddenly, he looks at the steps and there is this wooden ramp on the half part of the steps. His face turns into a surprising one. He realizes that this must be carpenters work. He, at the moment turns towards the carpenter's shop, but... He is not there. Then he turns back with his neutral face. The carpenter is standing there, ready to hear the scolding and yelling, looking up and down.

Scene 5 (Resolution):

The old man's face turns slowly into a happy face, he starts smiling, his eyes become wet... He laughs loudly and hugs the carpenter. Carpenter starts smiling too. They are smiling and at the same moment a ball hits the old man again. He stops smiling and turns.

Now he seems angry again, all the kids run away. Some of the other people stop to see what is happening. As soon as carpenter's son trying to run then the old man stops him angrily, calls him. The son sees towards his father, comes slowly towards the old man. The old man returns him the ball. He looks up surprisingly. The old man starts laughing happily. All start smiling. The puppy also comes and starts jumping around.

During the credits, the old man is also playing with the kids and the dog...!

Preproduction – Storyboard

Based on the plot and considering the emotional graph of the film I made some changes in the plot while doing the storyboard. I developed the dialogues after a rough storyboard.

In the first boards, I went for the shot angles in which I was seeing the film in mind.

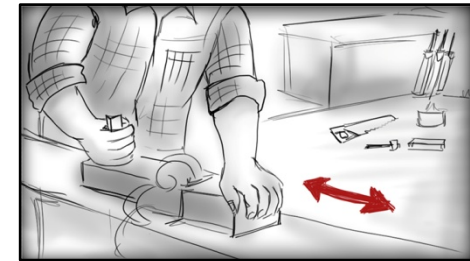
And I also made some changes time to time as per the need of the story and the script and then I made this refined version of it.



Description : opening scene, zoom in
Dialouges: --
SFX: kids playing




Description : closer shot of same environment , kids playing carpenter working in his shop
SFX: cycle bell , kids voice



Description : closer shot of carpenter working
Dialouges: --
SFX: noise of wood filing machine




Description : scooter on the road
Dialouges: --
SFX: noise of wood filing machine plus insersion of scooter




Description : an old man riding scooter
Dialouges: --
SFX: scooter noise



Description : old man suddenly stops his scooter as a puppy comes in front of him
Dialouges: old man screams at puppy - 'Haad.. !!'
SFX: sudden brakes , dog's scream



Description : insertion of scooter tyre
Dialouges: --
SFX: scooter tyres skidding




Description : Old man screaming at puppy
Dialouges: "HAAD... HAAD"
SFX: puppy's painful screams



Description : Old man screaming at puppy
Dialouges: "BHAAG..."
SFX: --




Description : Old man screaming at puppy
Dialouges: "bich mein aata hai"
SFX: --



Description : The carpenter hears the noise
Dialouges: --
SFX: old man's voice making dog go away




Description : The carpenter hurriedly runs towards them
Dialouges: --
SFX: --



Description : The carpenter and kids which were playing hurriedly run towards puppy
Dialouges: --
SFX: --




Description : Carpenter reaches the puppy
Dialouges: Boy- "Papa, ye thik to ho jayega na?"
SFX: scooters horn



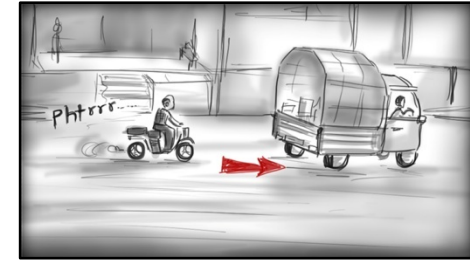
Description : Old man makes comment on the carpenter
Dialouges: old man - "Kutton ke liye time hai inke paas.. insano ke liye nahi"
SFX: scooter sound



Description : carpenter carries the puppy to his shop
Dialouges:--
SFX:--



Description : Old man instructs the driver of van to go the next house
Dialouges: "Driver uss makan mein saaman shift karna hai"



Description : the van and the old man proceeds to the next house.. the old man seems shifting to this new house
SFX: van and scooter sound



Description : the carpenter taking care of the puppy and conversing with his son
Dialouges: carpenter- "Isko hum apne saath rakhenge"



Description : The boy looks at the puppy and exclaims
Dialouges: Boy- "Eewww.. ye toh bahot ganda hai papa"



Description : carpenter smiles
Dialouges: carpenter - "thik ho jayega"
SFX:--



Description : --
Dialouges: carpenter - "aur dekho,"



Description :--
Dialouges : carpenter - " abhi nahlate hai isko"



Description :
Dialouges: boy- "yeahh"
SFX: some noise comes from the crowd



Description : They looks towards the noise of some quarrel
SFX: some noise comes from the crowd



Description : Carpenter sees that some quarrel is going on there
Dialouges: noise of some quarrel



Description : The same old man scolding the driver
Dialouges: "Ye kaise toda, koi kaam thik se nahi aata"




Description : People gather to see what is happening
Dialouges: driver-"Sorry Saahab"



Description : The carpenter and his son also come there
Dialouges:--




Description :--
Dialouges: carpenter - "Kya aap is makaan mein rehne aae hai?"




Description :--
Dialouges: Old man "HAAN.. TOH"
SFX:--



Description :--
Dialouges: Carpenter - "Mai iss stool ko assani se fix kar sakta hoon"
SFX:--




Description : The old man angrily replies
Dialouges: "Mujhe nahi chahiye tumhari help!!"
SFX:--



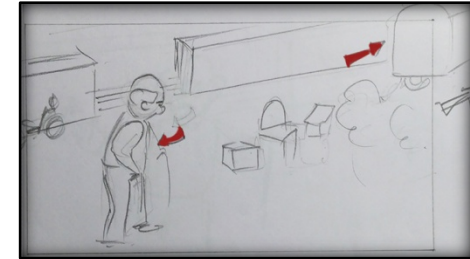
Description :--

Dialouges: driver – “Malab aisehi jhagda karna hai aapko..toh mujhe nahi karna aapka kaam”



Description : driver leaves saying..

Dialouges: driver – “khud hi rakh le na ye saaman andar”



Description : van leaves

Dialouges:--

SFX: van leaves



Description : The old man screams at people

Dialouges: “AUr aap kya dekh rahe ho... chalo jaao yahase”

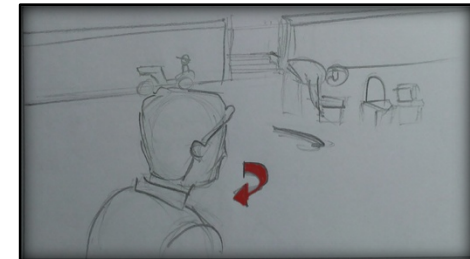
SFX: crowd noise



Description : everyone starts leaving the place

Dialouges:--

SFX: crowd noise



Description : The carpenter starts leaving

Dialouges: old man – “Bade aaye help karne vaale”

SFX:--



Description : The carpenter starts leaving

Dialouges:--


SFX:--



Description : The old man drops something down

Dialouges:--


SFX: Some box falling down



Description : carpenter turns

Dialouges: carpenter – “Arey chacha, sambhal ke”


SFX:--



Description :--
Dialouges: "mai kuch help karu"
SFX:--



Description :--
Dialouges: old man says-"NO"
SFX:--



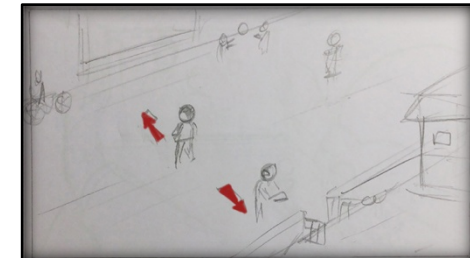
Description :--
Dialouges: "kisiki help nahi chahiye mujhe"
SFX:



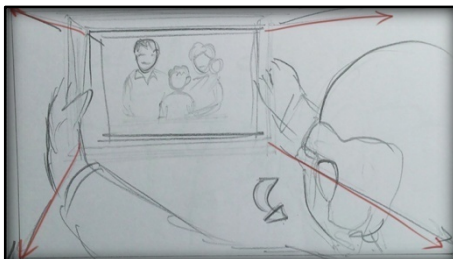
Description : The carpenter is suprised after seeing such angry and rude behaviour of the old man, he wants to help him..
Dialouges:--



Description : but then he leaves
Dialouges:--
SFX:--



Description : carpenter leaves the place and old man continues taking his luggage inside his house: **SCENE 1 ends here.**




Description : Inside the old mans house...Old man putting his family photo frame
Dialouges: --
SFX:



Description : The old man remeber some of his happy moments
Dialouges: Voiceovers of old man's son (Rohan) and wife




Description : Old man comes back from the memories after hearing the noise of carpenters work
SFX: sound of "THUK THUK" (carpenter working)



Description : The old man becomes angry
Dialouges: "Kya Awaaj karta hai subah subah"
SFX:--




Description : capenter is working in his shop
Dialouges:--
SFX: Hammering




Description : Old man shouts from his window on first floor
Dialouges: "Aaeer"
SFX:--




Description :
Dialouges: "Kitna aawaj karta hai subah subah"
SFX:



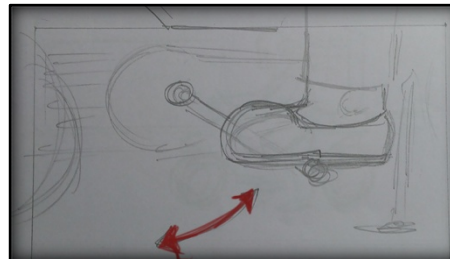
Description :
Dialouges: carpenter – "Sorry Chaha"
SFX:--



Description :--
Dialouges: carpenter – "par ye toh mera kaam hai na? "



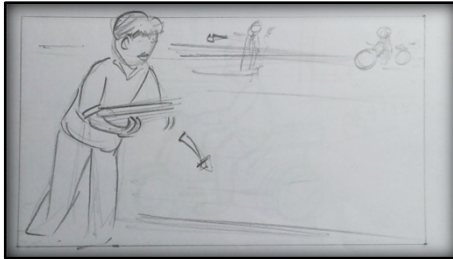
Description : Old man angrily shuts his window close
Dialouges:--
SFX: window shut



Description : Old man is trying to start his scooter
Dialouges:--
SFX: scotter kick start




Description : Old man is trying to start his scooter
Dialouges:--
SFX: scotter kick start noise



Description : The carpenter sees the old man
Dialouges:--
SFX:--



Description : Finally old man is successful in starting his old rusty scooter
Dialouges:--
SFX: scooter noise




Description : The carpenter looks at the old man
Dialouges: Carpenter – "Aapka scooter bhi toh bahot awaaj karta hai chacha.."
SFX:--



Description : Old man looks angrily towards the carpenter and increase the speed of the scooter
SFX: Scooter noise



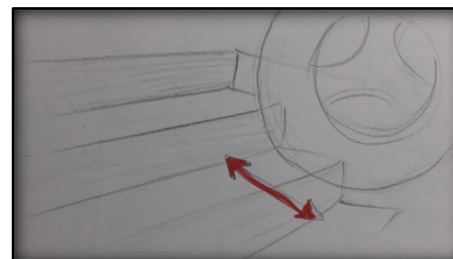
Description : the carpenter just laughs casually to make freindship with the old man
SFX: Scooter noise



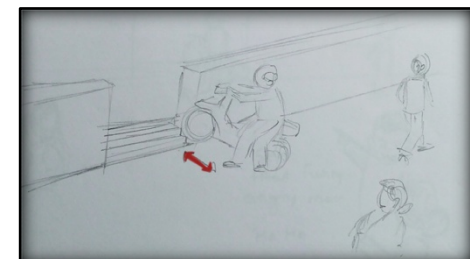
Description : The old man leaves
Dialouges:
SFX:




Description : The old man leaves
SCENE 2 ends here.




Description : 3rd scene..
Dialouges: Old mans tired voice
SFX:




Description : the old man is trying to climb up his scooter on the steps infront of his house
Dialouges:--



Description : wide view of the same shot
Dialouges:
SFX:




Description : The old man trying to climb his scooter up
SFX:--



Description : People around him start teasing him
Dialouges: "Arey arey.. woh dekho"



Description : carpenter's son tells him to look at the old man
Dialouges: "papa papa, woh dekho un uncle ko scooter chadhana bhi nahi aa raha hai" (laughs)
SFX:




Description : carpenter runs towards the old man
Dialouges: "haso mat.. jao apne friends ke sath khelo"



Description : People start gathering and teasing the old man
Dialouges:--
SFX:crowd noise



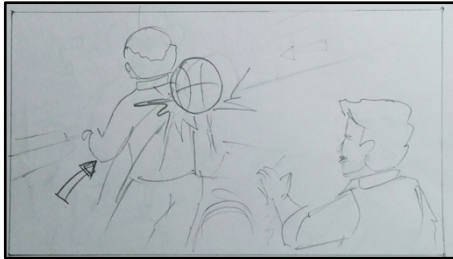
Description : carpenter tries to help the old man
Dialouges: "mai kuch help karu chacha"
SFX:--



Description : The old man refuses his help
Dialouges: "nahi chahiye mujhe tumhari help!"
SFX:--




Description : and continues to try pushing the scooter
Dialouges:--



Description : A ball hits the old man's back
Dialouges:--
SFX: ball hitting the body



Description : The old man turns back angrily
Dialouges:--
SFX:--



Description : Kids come to take their ball
Dialouges:--
SFX: kids noise and ambience of crowd




Description : Old man picks the ball
Dialouges:--
SFX:--




Description : Old man picks the ball
Dialouges:--
SFX:--



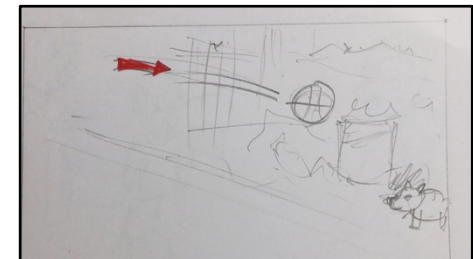
Description : looks around
Dialouges:
SFX:



Description : and he throws the balls away
Dialouges:--
SFX:--



Description : same shot
Dialouges:
SFX:



Description : The balls falls in the garbage and dirt in the corner of the road
Dialouges:--
SFX: Ball falling in the garbage




Description : The carpenter and his son get shocked after seeing such a rude behaviour of the old man



Description : The old man is still angry..


Dialouges:--

SFX: The puppy's voice



Description : The old man turns back and see that the puppy is peeing on his scooter

Dialouges:--



Description : the puppy is peeing on his scooter


Dialouges:--

SFX:--



Description : The old man angrily attacks on the puppy


Dialouges: "HAAD ...HAAD"



Dialouges: "AAJ to isko mai"

Carpenter tries to stop him - "Arey chacha"


SFX:-puppy's voice



Description : carpenter is shocked to see such angry old man

Dialouges:--


SFX - insersion ofcrowd noise



Description : The old man looks around... people start commenting n his behaviour

Dialouges:--


SFX: crowd voices



Description : people start commenting n his behaviour

Dialouges:--


SFX: crowd voices



Description :

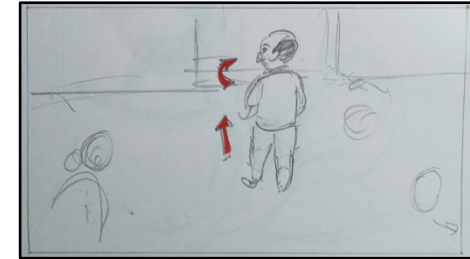
Dialouges: One lady "kya aadmi hai"

SFX: crowd noise



Dialouges: "Shayad isiliye isse purane ghar se nikala hoga"

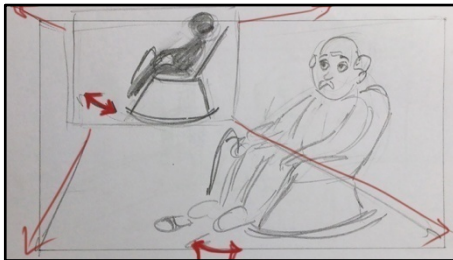
SFX: crowd noise



Description : The old man goes inside the house

SFX:--fade out of the crowd ambience

SCENE 3 ends here.



Description : The old man sitting i his rocking chair, sad and guilty

Dialouges:--


SFX: rocking chair noise



Description : he looks at the photo frame in front of him

Dialouges:

SFX:



Description : remember something in his past

Dialouges:


SFX:



Description : FLASHBACK scene.. the old man's wife and son had an accident

Dialouges: Old man screaming - "Help.."

SFX: traffic



Description : The old man is asking for help

Dialouges:"HELP... HELPPP"


SFX: traffic




Description : The old man cries helplessly and then the frame goes black

Dialouges: " Some body please help"


SFX: sound of heart beat machine and ends and a constant beep




Description : The old man comes out of flash back and shouts his son's name
Dialouges: "Rohan..."




Description : close up shot of te old man
Dialouges:
SFX: insersion of sad bg music




Description : --
Dialouges:--
SFX:--



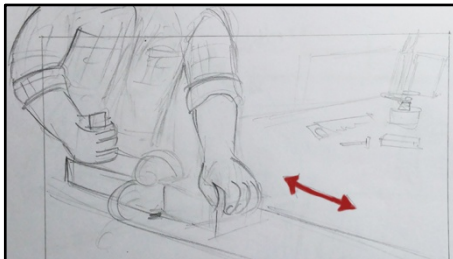
Description : tears roll down on his chicks
Dialouges:--
SFX: sad bg music



Description : tear drops falling on the photo frame
SFX: sad bg music **SCENE 4 ends here**




Description : Last scene
Dialouges:--
SFX:--




Description : the carpenter is working
Dialouges:--
SFX: noise of wood filing machine



Description : : the carpenter is working
Dialouges:--
SFX: hammering sound



Description : : the carpenter is working
Dialouges:--
SFX: --




Description : The old man comes pushing his scooter
Dialouges:--
SFX:--




Description : The old man comes pushing his scooter which has stopped working
Dialouges:--
SFX:--




Description : He is all tired
Dialouges:--
SFX:--




Description : He looks at the carpenter
Dialouges:--
SFX:--



Description : He sees that carpenter is working
Dialouges:--
SFX:--



Description : He tries to seek his attention by making noise
Dialouges:-- clearing his throat




Description : Carpenter looks at him
Dialouges:--
SFX:--



Description : Carpenter has neutral expressions on his face
Dialouges:--
SFX:--



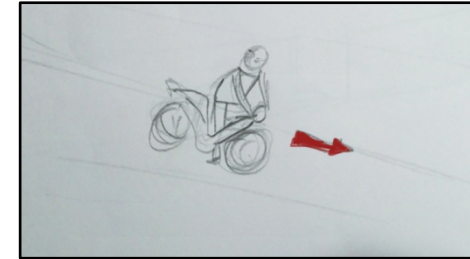
Description : Carpenter turns back to his work
Dialouges:--
SFX:--




Description : The old man is surprised
Dialouges:--
SFX:--



Description : He realizes that this is because of his earlier behaviour
Dialouges:--



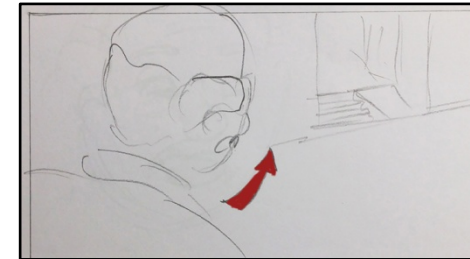
Description : He continues pushing his scooter
Dialouges:--
SFX: same sad bg music



Description : He reaches to his house steps
Dialouges:--
SFX:--



Description : He reaches to his house steps
Dialouges:--
SFX:--



Description : He looks up towardds the steps
Dialouges:--
SFX:--




Description : And he is surprised
Dialouges:--
SFX:--




Description : There is a wooden ramp made on his house steps..
SFX:insersion of happy music



Description : There is a wooden ramp made on his house steps
Dialouges:--
SFX:--



Description : He becomes very happy
Dialouges:--
SFX:--



Description : Then he think about who would have done it. And realises that it must the carpenter



Description : He turns back towards the carpenter



Description : wide shot of him
Dialouges:
SFX:



Description : wide shot of the carpenter looking at him **SFX:**




Description : carpenter gives him a smile
Dialouges:
SFX:--happy music continues



Description : The old man smiles back at the carpenter
Dialouges:--
SFX:--



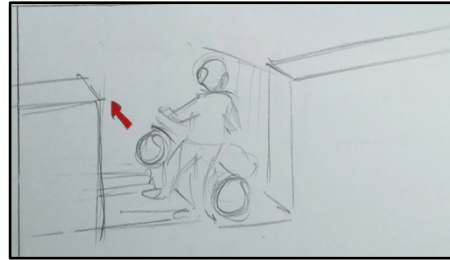
Description : He waves at him
Dialouges:--
SFX:--




Description :--
Dialouges:--
SFX:--



Description : scooter can easily go up on the ramp
Dialouges:--
SFX:--



Description : The old man easily pushes his scooter up
Dialouges:--
SFX:--



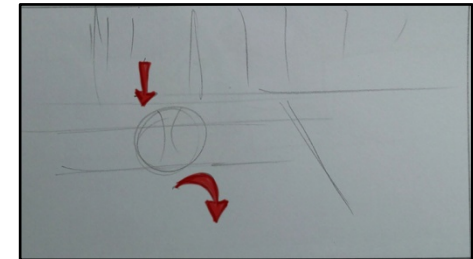
Description : He goes inside and shuts the main gate
SFX: metal gate sound



Description : The old man is closing the main gate.
SFX: metal gate sound



Description : suddenly a ball hits the gate very hard
SFX: ball hitting the metal gate



Description : ball falls on the steps
Dialouges:
SFX: ball tapping on hte steps




Description : Old man comes out of the gate
Dialouges:
SFX:




Description : He picks up the balls
Dialouges:
SFX:




Description : He looks around. The kids are standing there.
Dialouges:
SFX:




Description : The two kids point their finger towards carpenter's son.
Dialouges: kids - "ISNE ISNE...ISNE"
SFX:



Description : The old man calls them
Dialouges: old man, "COME HERE.."



Description : The kids look at each other surprisingly
Dialouges: --



Description : And two of them run away
Dialouges: kids - "BHAAGO"
SFX: --



Description : The carpenter son walks towards the old man with confused mind
Dialouges: --



Description : The boy is standing in front of the old man
Dialouges:



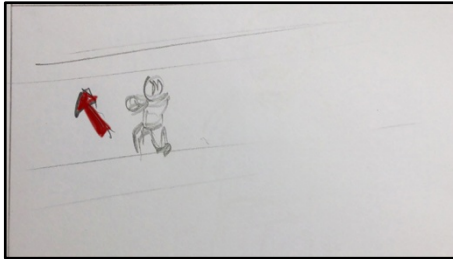
Description : The old man maintains his angry look
Dialouges: old man angrily, "hmmm"
SFX:



Description : The old man laughs and returns the ball to the boy
Dialouges: "Arey.. YE LO"
SFX: Insertion of an energetic happy music




Description : The kid surprisingly sees towards him and smiles
Dialouges:
SFX: energetic happy music continues



Description : He takes his ball and runs happily

Dialouges: " Yaaeee"


SFX: energetic happy music continues



Description : The old man smiles

Dialouges:--


SFX: energetic happy music continues



Description : POST CREDIT SHOTS

The old man is teaching the kids in the area


SFX: energetic happy music continues



Description : POST CREDIT SHOTS

The old man is playing with the kids

SFX: energetic happy music continues



Description : POST CREDIT SHOTS

The old man is playing with the puppy

SFX: energetic happy music continues



Feedback during the project-2 final presentation and decisions made on it:

I got a nice feedback during my final presentation. It included following main points:

- More involvement of kids somewhere in the middle
 - I decided to add them at the scene where the old man is unable to push his scooter up on the steps and added a storyboard shot there as below:



Description : old man angrily pushing his scooter up on the steps

Dialouges: kids- "comedy chacha...comedy chacha"

- The beginning of the last scene should be very well acted and animated in order to get old man's feeling exact to what is planned.
- Change in the old man's mood, after seeing the ramp should be convincing enough.
 - I added a shot which has similar angle as the shot where he is irritated while pushing

the scooter, and now, how happy he is while pushing it on the ramp with an ease.



I also got many suggestions on my further work with set making and claymation, like:

- Do locking for each shot in the film, decide layout and angles
- Then finalise set design - once tryouts on blocking and layouts are done, you can figure out how much set, which parts are actually needed for the film. You can reuse some things like trees , portions of buildings, props
- About external rigging- how it can be used to hold the characters while animating them.
- And neck joint which should be more firm in order to hold the head properly.

All the feedback I got during the presentation was really helpful before heading towards the production.

Preproduction – Character Design

Characters

As almost all the scenes are outdoor scenes and they happen on the road of a residence area, there are many characters which are part of the crowd.

There are four main characters:

- The old man, the carpenter, his son and a puppy

The other characters in the background are:

- The driver
- A couple
- Two more kids
- A man on bicycle
- A man on bike
- A lady and a girl
- An extra man and a lady in the crowd

Main Characters



The old man –

He is 55-60 years old man who is an upper middle class man. He is a lonely person and has become rude and hard spoken due to some past experiences, but is much softer from inside.

References for the old man character:



Initial Sketches for old man



Until this stage, I had decided to go for clay animation as final medium for my short film. After discussing with my guide I started experimenting with the clay and learning the medium.

Old Man in clay:



After this first trial, I started feeling the need of learning basic face sculpting. So I started watching some tutorials and after practising the face many times I got somewhat better version.



At this stage, I felt the need of trying some animation with face. The eyeballs were already movable. I tried a shot with just facial modifications and head turns.

Some clicks from this shot:



Then I designed the whole body of the old man.



Final design of the old man

Then I sculpted the new head with cartoonish look.



And then I started for the armature of the final character.

Carpenter's son-

He is a 10-11 years old boy. He is as energetic, curious and expressive as every kid at this age. He loves his papa very much and obeys him.

References for character design of the boy



Initial sketches for the boy:



Character Design for the clay character:



Final design for the boy

Then I tried the head using clay and thermocol as follows:

The boy head using clay and thermocol:



And then I started working on the body of the character.

The carpenter-

He is a 35-40 years old man. He is very loving and understanding, helpful and honest man.

Photo references for carpenter



Character design for clay character of the carpenter



Final design for carpenter

Making of clay head of the carpenter:



Preproduction – Character Development

My process of making the characters

Required Material:

- Thermocol, sandpaper, medical tape, fevicol, aluminium wires of different thickness, m-seal, foam sheets, rubber solution, cloth for making cloths, beads, acrylic paints, plasticine, l-clay and various tools required for clay modeling as well as set of pliers and wire cutter, etc.

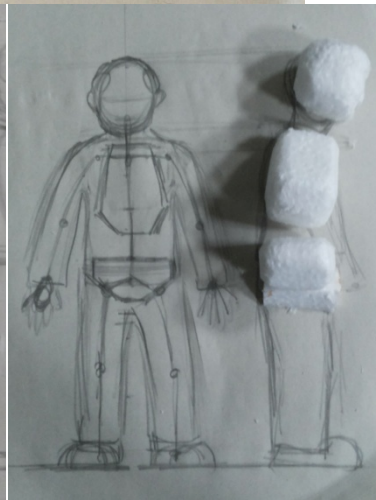

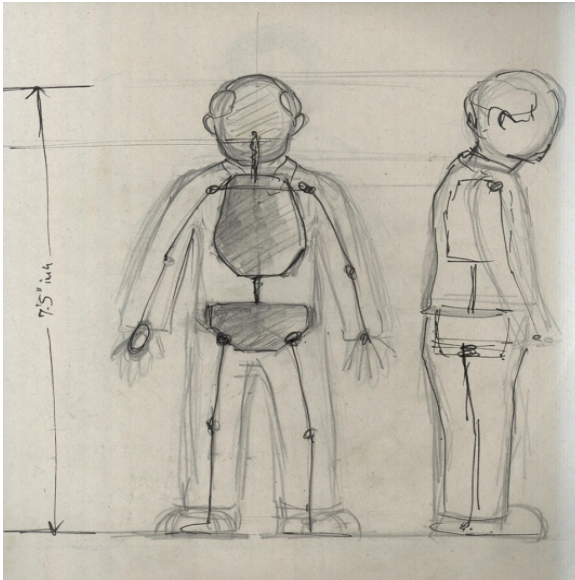


Material used for making puppets

Armature

- In the beginning I drew the character on paper in exact proportions with required shapes of its head and torso.
- Then I carved out similar shaped out of a block of high density thermocol, and sanded it with a fine sand paper till its surface becomes smooth.
- After this I applied fevicol on these pieces to make the surface stronger as we need to fix wire over it. Fevicol also makes the surface better for the clay as clay does not stay directly on the thermocol.
- Then I joined the parts using the aluminium wire as in the images and basic armature is done.
- Then I applied m-seal at the places of the bones to make that part not bend while animating. I had used black mseal previously, which was very sticky and not proper. White m-seal is very very better for this purpose.
- After that I constructed the volume of the body part using foam sheets.
- And then stitched the clothes directly onto the character.
- I made the sweater of the old man removable as it is made up of stretchable material. If possible making of removable clothes can be beneficial in a way, as there are many scenes on various days in my film. So there should be multiple clothes or at least some different combinations should be possible. E.g. here I have made the sweater removable so that it can be used on different models of the same character or with different combinations of the clothes.
- At the end, when my full armature was ready, I sculpted the head of the character using clay. Sculpting tools are very useful for this purpose.

OLD MAN character development process:





But the puppet was not that animation friendly and there were many problems like very stiff joints, m-seal part was very hard and was restricting the proper movement. Also the head was fixed on the body, so it was very difficult for animating the expressions and lip-syncing.

So I made another improved version of the old man character, with removable head and this time I used white m-seal, which was quite neat and clean and did not make the puppet extra hard.



Removable head in order to achieve proper animation with head and facial expressions.



And above is the body with arrangement for the removable head. I used a hollow steel pipe for making the cavity for neck.



Clothes for the new puppet.

I took help from my sister and my father for stitching the clothes for the puppets.

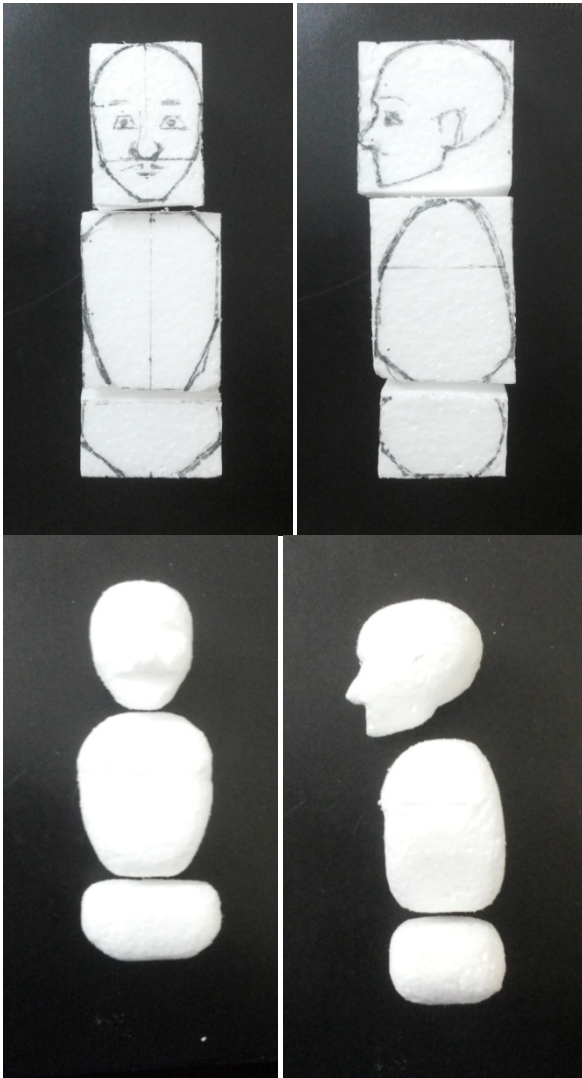
For hand and fingers, I used 0.3mm (thin) aluminium wire, wrapped it with thin foam sheet and then covered it with clay.

This structure allows me to move fingers properly.



Final Character

The CARPENTER character development process:







I tried to stitch the clothes of the characters separately; by taking their measurements and then stitching those on the machine. I took help from my elder sister and my father for the stitching.

Final head of the carpenter:



Final Character

The carpenter's SON character development process:



For the boy, I decided to stitch a t-shirt and half pant separately.

And after putting it on the body I stitched the collar and other details.



Final Head of the boy





carpenter, son and the puppy together

The other kid:



A lady in the crowd:



Dog:

Designing the armature for the dog was a quite difficult task. I managed to make a simple design with which I can achieve the proper movement.

Armature for the dog:



Crowd Characters:

As most of the scenes are outdoor scenes I made some extra puppets for the crowd.



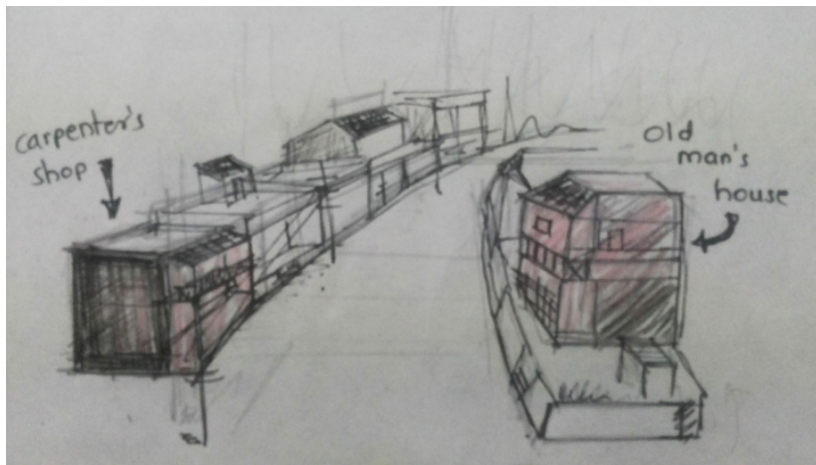
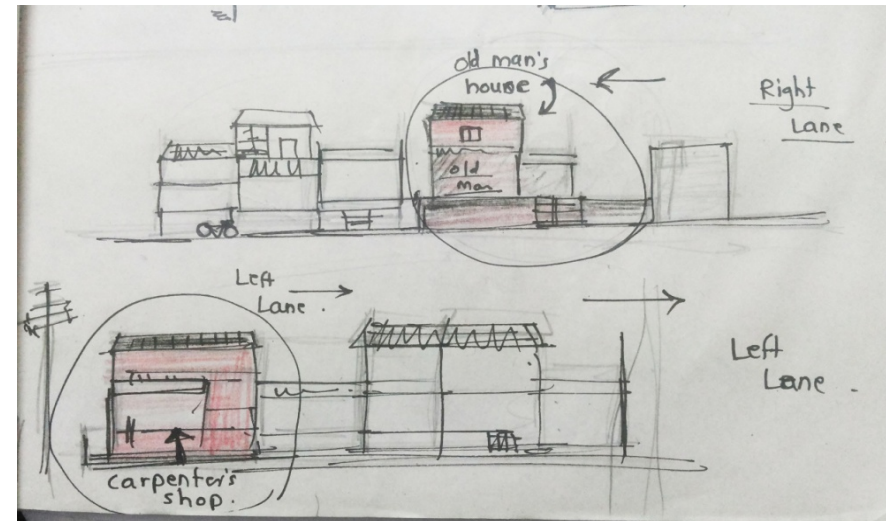
Preproduction – Environment Development

Set Design

- Location references



- Initial Sketches



- Initial arrangement of the whole set



- Indoor set trial1



Camera blocking and angles

As my guide had suggested me, after the project2 and before heading towards the set making, I started doing the blocking for each shot in the film.


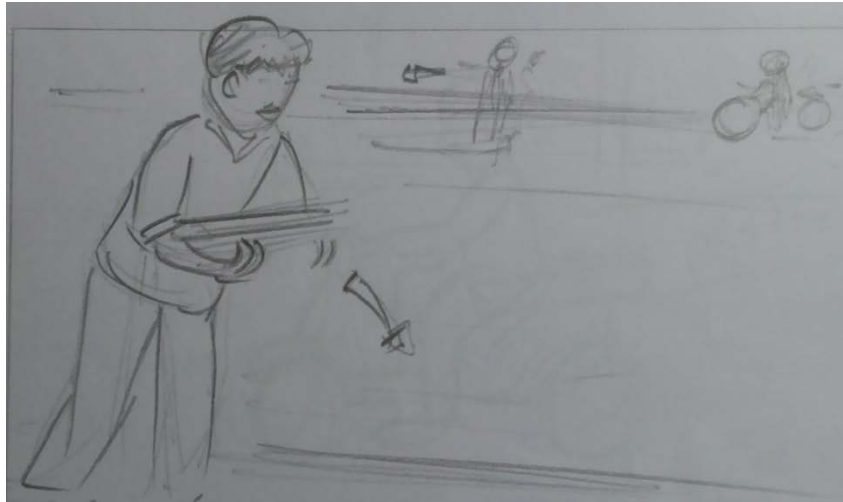
I used simple boxes and carton sheets for blocking.





Along with camera blocking, I also tried to get the expressions and body language of the character for each shot.

Here are some of the frames from blocking animatic along with the previous frame for the same shot:













Blocking of the shots helped me in many ways like:

- First of all, I could decide and fix the camera angles.
- I got an idea of the scale of the set and properties according to puppets' interaction with them.
- As I said earlier, I already tried the characters' body language and expressions for each shot. So it became easier while actually shooting that shot.
- I could divide the whole set into subsets according to what part is required for each shot and which shots I can with that particular set once I set it.
- External supports and rig – while setting the body language I got to know the extent to which the characters will move in the shot and how I can support it externally.

Then I added all the blocking frames in the animatic and made the blocking animatic. I started making the set after finishing the blocking animatic.



A click while doing the camera blocking

Set Design and making

This was a quite challenging stage. First of all, most of scenes in my film are outdoor, happening on a road. And the second difficulty is there was the need for both the lanes of the houses and the shop, as there are both the angles.



After a lot of thinking and observing the spaces around I decided to make a road having a dead end, for which I have to make less no. of houses and it will look good too.

After showing the blocking to all the mentors, I started making the set.

I chose sunboard as the basic material for the set. It is stronger than the carton sheets and as the set was huge I

had to move it time to time, so I decided to make it more durable using sunboard.




added the brick-texture on the sunboard using metal scale and this was done before assembling the sheets into the building.

While making the set, I had in mind that I will need to remove some part according to the shot I will be shooting. So I made the parts removable, like compound wall, Main gate, main building, etc. are separable from the base.

It also helped me while painting the parts separately.



I made slots in the base to serve this purpose:



And the roofs are also removable.



Adding the details:

This part was time taking too. I started adding the details after making sure the stability and durability of the base structure.

For roof I used strips of carton sheets to give a layered feel:



Another shop near the old man's house:



For trees and shrubs I used some artificial plants. Here are some clicks of the set before colouring:





Colouring

I used Duco's Automotive Paints for colouring the basic layer. Before that I had spread a layer of ESDEE's Cellocoat N.C.Putty.



Coated with N.C. putty



Shop beside the old man's house after aging is done





Props

- Stick for the old man (using a small straw and clay)



- Scooter

I used a basic shaped thermocoal scooter for blocking but I faced some balancing problems with it. I made it using mdf sheet and added the mechanism of rotating the handle and the wheels which are useful while animating it.



And also it became quite strong to bear the weight of the puppet.

- Van
I made it with sunboard with one door openable in order to animate the driver's expressions.



- Carpenter's hammer (made using m-seal and wooden stick)



- Calendar, Newspaper printed at the small scale



- Bedside table and things on it



- Rocking chair (made using sunboard)



- Wooden ramp on the steps (made using sunboard)



Production – Shot Breakdown

One thing is very important while doing the stop motion or straight ahead animation and that is “well planning”. Many times we start doing the animation or set everything but then some small thing may go wrong and we may have struggle for a long time fixing it. So, a clear planning and shot breakdown is very necessary for the production.

In the shot breakdown sheet, I noted down the angle description, subset (part of the set which will be used for that particular shot), whether it's an interior scene or an exterior scene, time of the day in the scene, props to be used in that particular shot, etc.

While doing the camera blocking, I also added camera description, distance from the characters, focal length, which help me in setting up the camera easily before actual animation. (below is a snapshot of my shot breakdown sheet)

Scene	Shot	Duration	Angle/Description	Description	Subset	Camera description	INT/EXT	Time of the day	Complexity	Notes
1	001	4:00	high angle, long	Opening Shot, whole set pan	4	done, 35mm	EXT	evening	simple	
	002	3:00	high angle, long	carpenter's shop pan	2	done, 35mm	EXT		medium	
	003	2:12	mid	carpenter working	0	done, 35mm	EXT		simple	
	004	2:12	OTS	old man entry OTS carpenter	1	done, man 44 inches from old man wall compound, 20mm,	EXT		medium	
	005	1:20	long, Pan	old man riding scooter	1	done, 18 mm, camera 32 inches far from wall	EXT		medium	
	006	0:18	INSERT	Tyre / scooter brake	0	done	EXT		simple	
	007	1:00	long	Old man shouting at dog	1	done, 18 mm, camera 32 inches far from teh wall	EXT		simple	
	008	1:07	OTS of old man	Old man shouting at dog	1	done, 18mm	EXT		simple	
	009	2:03	low angle	Old man shouting at dog	1	done, 24mm	EXT		medium	
	010	1:12	OTS of carpenter	Old man shouting at dog	1	done, man 44 inches from old man wall compound, 20mm,	EXT		simple	

Production – Animation

This is the most challenging but the most interesting part. While doing the set and adding details to it, I was kind of waiting for this part to come.

For every shot I used to act, shoot it or if it's a close-up shot I would act in front of the mirror. Then I used to study the movement and animate the puppets accordingly.



I liked the shots with just expressions as well as with lip-sync along with the extreme expressions. Animating crowd scenes is quite a difficult task. I would animate them towards the end of the film.



I used "Dragonframe" software for stop motion animation.



Production – Animation (Facial expressions)

For the facial animation that is expressions and lip sync I had mainly two options.

One is with replacement technique (lower jaw replacement) or constantly sculpting the expressions on the head.

I was more interested in constant sculpting method. I had also made the head removable. So it was less difficult to do the facial animation.



Few expressions –Old Man




Carpenter:



Production – Animation (Lip sync)

I had kept a mirror beside me. For each syllable I used to create lip movement studying my own lip movement.

Few keyframes from one of the shots of old man**Dialouge:** “Kitna aawaj karta hai subah subah!!”





A click during animation

Some clicks during final animation



Learning and Conclusion

First of all, I am very happy with the topic I chose and I got the opportunity to keep the same. At first, explaining it to all seemed very easy, but afterwards I got to know that this is a very hard topic to even explain and convince people. And because of that, I had to question myself each and every time. While working with the stories, it then became easier, because I got clearer and clearer view towards the topic and my film.

I was very attracted towards the medium clay animation and luckily the topic and story I had in mind was very well suited to be performed in clay animation. It's a lot of fun working with medium of clay animation. I found it difficult first, but then I am enjoying the whole process a lot.

During this whole period of six months, I learned so many things about the storytelling, script-writing, direction, camera as well as the clay medium. And I am ready to apply the learning in further work on this film and to learn more and more!

Web references

- [ⁱ] “The Life of Death” - <https://vimeo.com/154739710?ref=fb-share&1>
- [ⁱⁱ] The Love Foundation - <http://www.thelovefoundation.com/whoweare/unconditionallove.html>
- [ⁱⁱⁱ] “First Flight” - “<https://www.facebook.com/100009633488351/videos/131659057165210/>”
- [^{iv}] “Most Touching Video from Thailand!” (True Story) - <https://www.youtube.com/watch?v=BTJH3CP23DI>
- [^v] 2D animation style references
 1. <https://www.youtube.com/watch?v=NWU4tqUFpJI&t=78s>
 2. <https://www.youtube.com/watch?v=wz0rt8HII0s&t=84s>

Other web references which inspired me for the topic:

- KFC Ad - <https://www.youtube.com/watch?v=7PLErulByNw>
- Mom - <https://www.youtube.com/watch?v=HpoVwhSVI38>
- Inspirational Video - <https://www.youtube.com/watch?v=2SMpx-1dV24>
- Satymev Jayate - sibling love part - <https://www.youtube.com/watch?v=6jw8DCG8pck&list=ELrYgixVaLy+MCvDWD6jObHQ>
- Shopkeeper and beggar - <https://www.youtube.com/watch?v=lr3JlSRzeMU>
- Meera’s Love towards Krishna - <https://www.quora.com/Epics-of-India-Between-Radha-and-Meerabai-who-can-be-called-Lord-Krishnas-greatest-devotee-lover>
<https://in.answers.yahoo.com/question/index?qid=20110618131925AAL2tce>
- Nice article on Unconditional Love : http://changingminds.org/techniques/happiness/unconditional_love.htm
- Image references : <https://www.google.co.in/imghp?hl=en&tab=wi&ei=xFE1WKbLJ8vXvgT88IGwDw&ved=0EKouCBQoAQ>