



**Designing Icons, Symbols**

# Dragonfly



# Designing Icons, Symbols

2023

Design Exploration Seminar

By

Hafidh Farhan S

Guide

Prof. Prasad Bokil

Bachelor of Design

IDC School of Design

---

## Introduction

---

This book is a collection of explorations into three categories of sign: Icon, Index and Symbol to represent Dragonfly.

Dragonflies are fascinating insects found in various habitats, including wetlands, lakes, ponds, and rivers, and are known for their distinctive long body, two pairs of wings, and large compound eyes. Dragonflies are agile predators that feed on other insects like mosquitoes, flies, and other small ones. Due to their predatory nature, they play an important role in maintaining the balance of ecosystems by controlling the population of pests.

Besides their ecological significance, dragonflies have been an inspiration for art and literature in many

cultures, symbolizing power, agility, and grace.

Their striking appearance and unique behavior have also made them a popular subject for scientific study, helping us better understand the intricacies of nature.

Signs and symbols are visual elements used to convey meaning in various contexts. They are often used to convey complex ideas quickly and effectively, and can be culturally specific or universal in their meaning.

In this book we will explore such complexities and create a various icons, symbols and index.

---

## Methodology and process

---

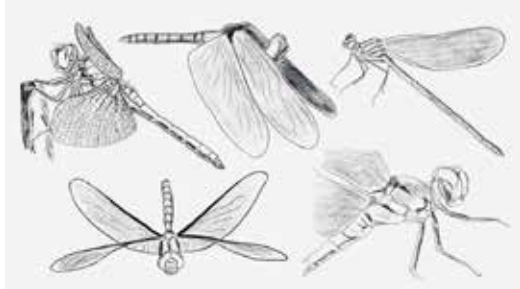
### THE RESEARCH

I tried to understand the element and collected the meaning it involved in various cultures, through which we received various keywords related to the object.



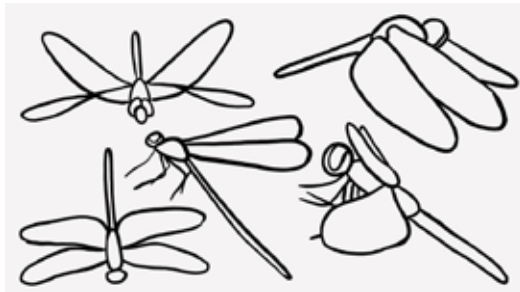
### THE FORM STUDY

Observed the anatomy and the detail attributes of the Dragonfly like the physical form, head and eyes, wings, tail (which are the main feature) and its flight, rest postures.



### THE REFINING

I simplified the form study sketches into monoline, minimal variation, explored it into geometrical shapes, background foreground and thick-thin lines.



## Methodology and process

---

### THE CONCEPT

Further moved on to a particular feature of the element (Wings, tail, eyes etc.) and iterated some more versions by using its parts to represent the whole.



### THE ABSTRACT FORM

In the last step, we choose a few abstract words from the keywords and created a mood board to decipher the exact meaning and the look, and then created symbol which articulates the abstractness. Further, we categorized all these processes into three categories of signs ICON, INDEX, SYMBOL.




## Categorization

---

The explorations were done majorly into three categories of sign: Icon, Index and Symbol.

### ICON

An icon is meant as a direct imitation of the object or concept. Icons bear a physical resemblance to what's being represented. Consider a man and a woman represented as an icon. The below image is the icon for the same with its physical resemblance.



## Introduction

---

### INDEX

An index is a sign that shows evidence of the concept or object being represented. It does not mean the object or concept directly. It resembles something that implies the object. These are the indexical representation of the same example man and woman



### SYMBOL

Symbols are at the opposite end from icons. Elements are represented in an abstract form and its meaning usually becomes associated with the concept it represents over time. The below images are the symbols that represent a man and a woman.

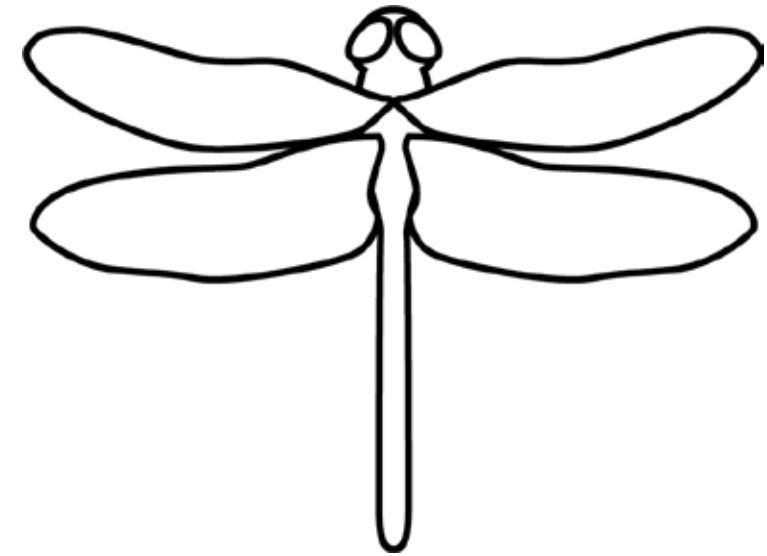



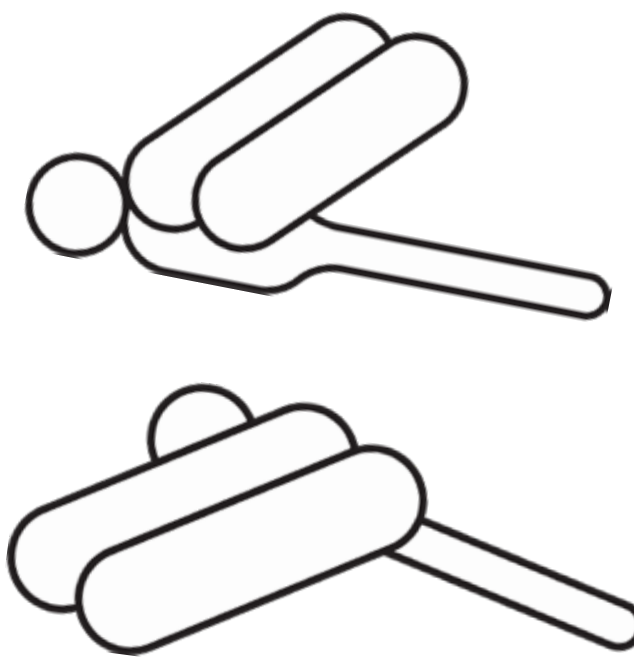
# ICON


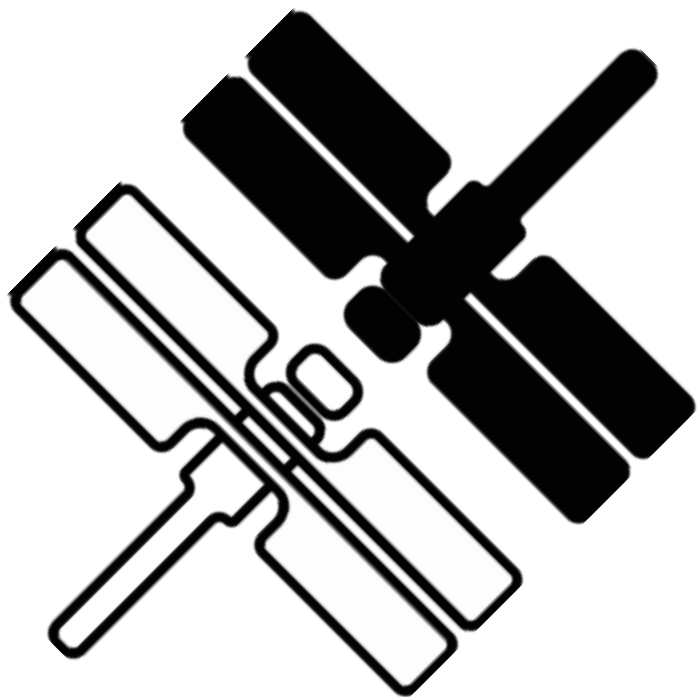
---

An icon is meant as a direct imitation of the object or concept. Icons bear a physical resemblance to what's being represented.



Explorations include the full form with various strokes, gestures, and some by fitting them into shapes like square, triangle, circle, etc.
















---



A cursive uppercase letter 'M' written in black ink. The letter features a small counter-clockwise flourish at the top left and a similar flourish at the bottom right. The main body of the letter consists of three vertical strokes that curve slightly towards the center, creating a classic cursive 'M' shape.


---


---




A cursive uppercase letter 'L' written in black ink. The letter begins with a small counter-clockwise flourish at the top left. The main stroke descends from the top right, curves to the left, and then descends again to end in a small counter-clockwise flourish at the bottom right.

---









## INDEX

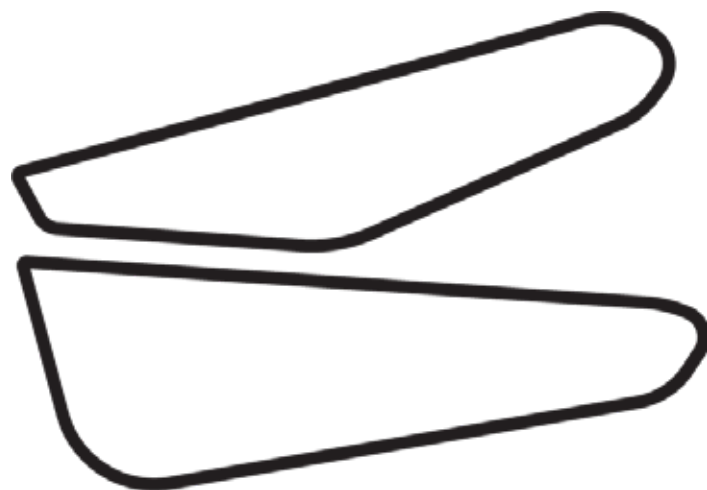
---

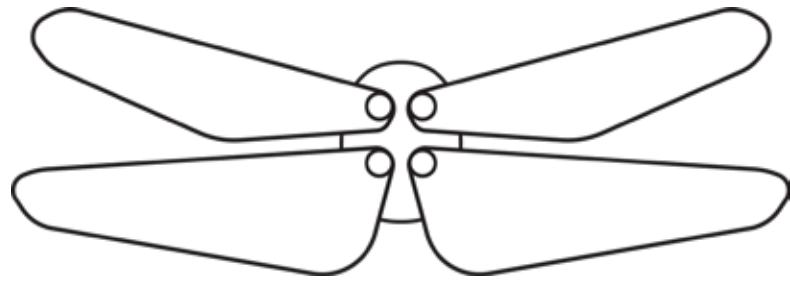
An index is a sign that shows evidence of the concept or object being represented. It doesn't mean the object or concept directly. It resembles something that implies the object.

---









## SYMBOL

---

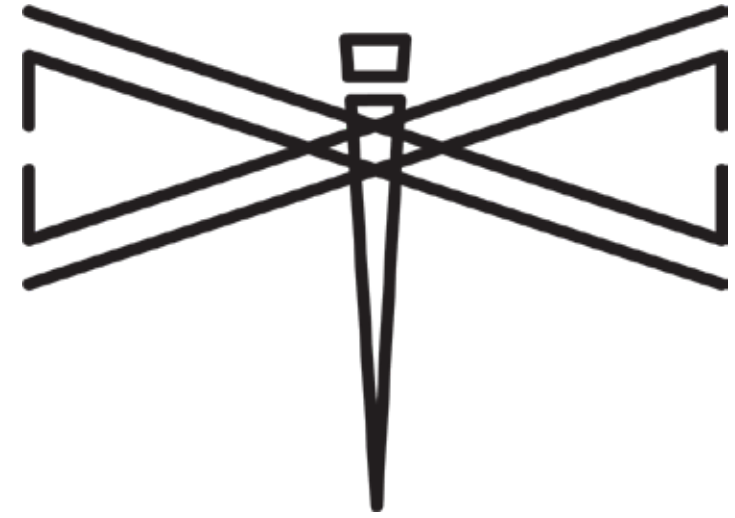
Symbols are at the opposite end from icons. Elements are represented in an abstract form and its meaning usually becomes associated with the concept it represents over time

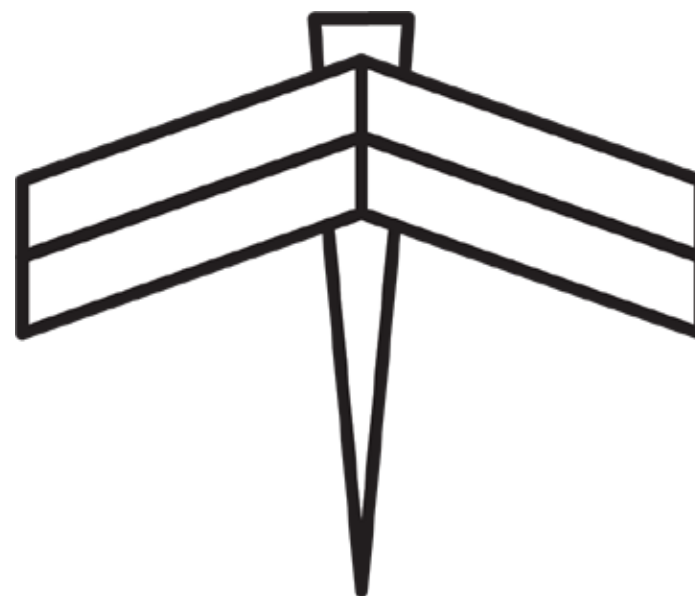
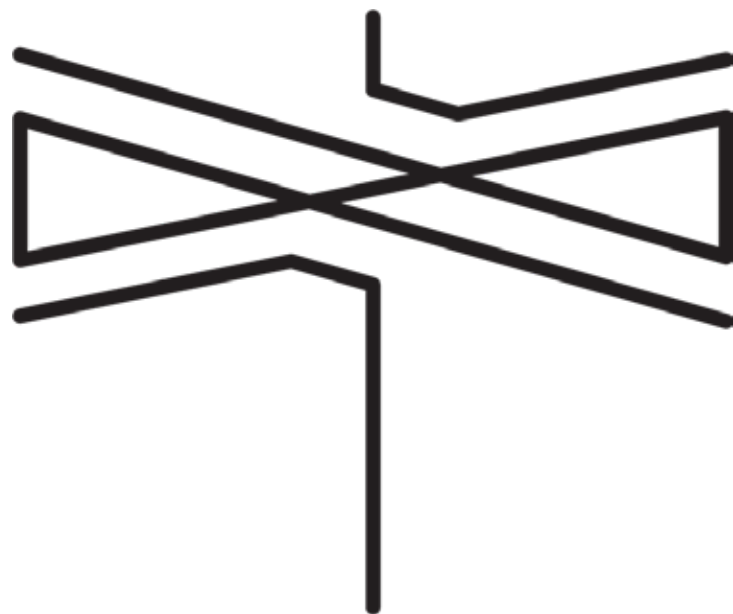
Two elements were chosen to compliment the dragonfly and to create symbols. One was a physical element- **Architecture** and the other one is abstract element- **joy** The objective was to symbolise these elements with the characteristics of the dragonfly.

---

ARCHITECTURE

---





---

JOY

---

