

Animation Design Project 2

# Photu

An Animated Short film

Pratik Dugane  
(216340007)

Guided by  
Prof. Shilpa Ranade

**IDC** School of Design  
अभिकल्प विद्यालय



**IIT Bombay**

# Aknowledgent

The completion of this project could not have been possible without the participation and guidance of many people. I am thankful to my guide Prof. Shilpa Ranade, my co-guide Prof. Prosenjit Ganguly and also thanks to Prof. Sumant Rao, Prof. Abhishek Verma, Prof. Aditi Chitre and Prof. Swati Aggarwal for their valuable guidance and support at various stages of this project. The suggestions and constructive criticism helped me understand how to go about completing this project successfully.

I am thankful to all the Professors for their feedback and suggestions during the project presentations. Also thanking my colleagues for helping me in this project.

I'm deeply grateful to people who contributed their valuable time to me and shared their stories, experiences, and knowledge for the project.

# Content

Introduction .....	06
Inspiration .....	07
Research .....	09
Concept .....	12
Story .....	14
Storyboard .....	19
Mood board .....	25
Concept sketches .....	27
Character Design .....	33
Background .....	36
Workflow .....	38
Challenges and Learnings .....	39
Conclusion .....	40

# Introduction

Photographs are the highway that connects you to the past, to the memories. A single picture's got the potential to take you back in the old days. They bundle off memories collected in frames. A photograph is worth a thousand words. So can a single photograph tell an entire story? Photographs are our memories frozen on paper. They bring back so many emotions. When we see a photograph, we remember the people in it. We recognize ourselves in it, the place, the smells, the sounds, and the surfaces our fingers touch. Photographs are from PAST, collected for the FUTURE but not used in the PRESENT. Photographs are time stamps, which enable you to savor moments that would otherwise fly by quickly as an event and eventually from memory.

The fascination with captivating moments such as paintings and drawings has prevailed since the early humans, which in their current form are photos. It is innate for one to be drawn to them. We might not often look back at the photos we capture, but if we don't, it leaves an itch in the mind that a moment is missed forever.

# Inspiration

One of my inspirations for this topic was Disney Pixar's *Coco* (2017). I like how they use photographs to immortalize memories. The photos in the Sanctorem play a key role in the movie. A photograph uncovers a secret about his past through a photograph in his family's Sanctorem.



<https://vimeo.com/19606832>




Another inspiration was the short film *Photographs* (2010) by Brendan Clogher and Christina Manrique. The short film is about an older woman who stumbles upon an old Polaroid camera, takes selfies in different places, and decides to use it to relive moments of her younger days.

# Inspiration

Anna & Bella (1984)

Oscar-winning 2D animated short film Directed by Borge Ring. The movie is about two sisters who look back on their life together and the high and low tragic points that are part of their history.

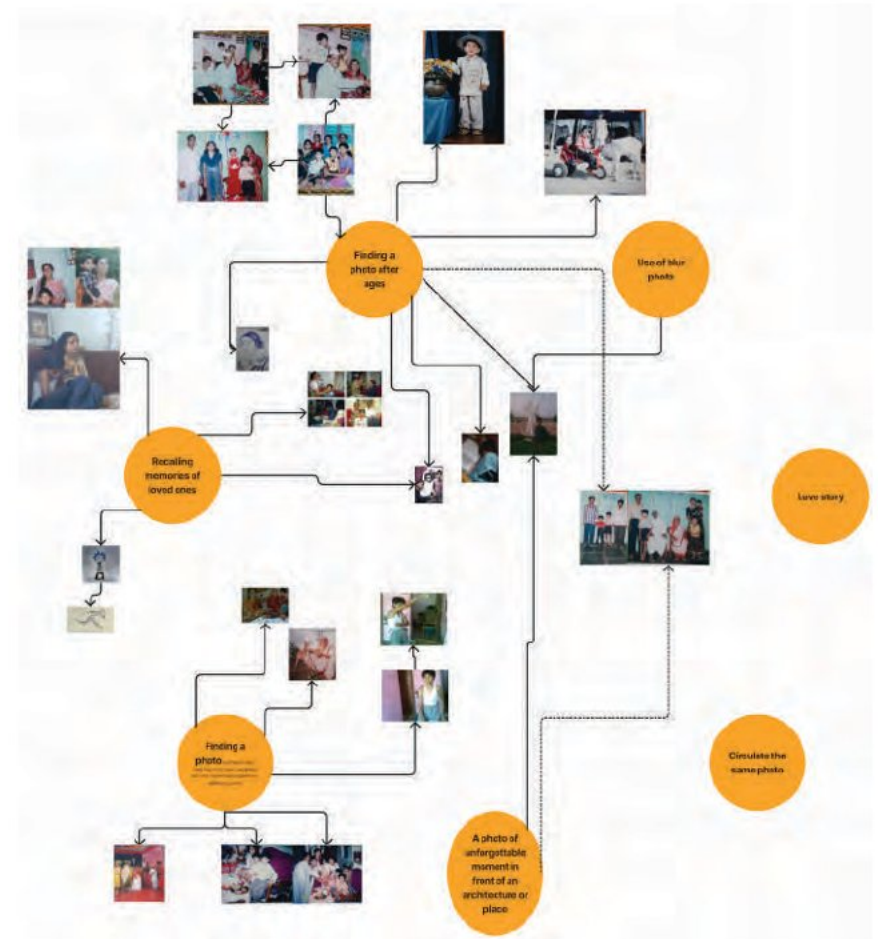


# Research

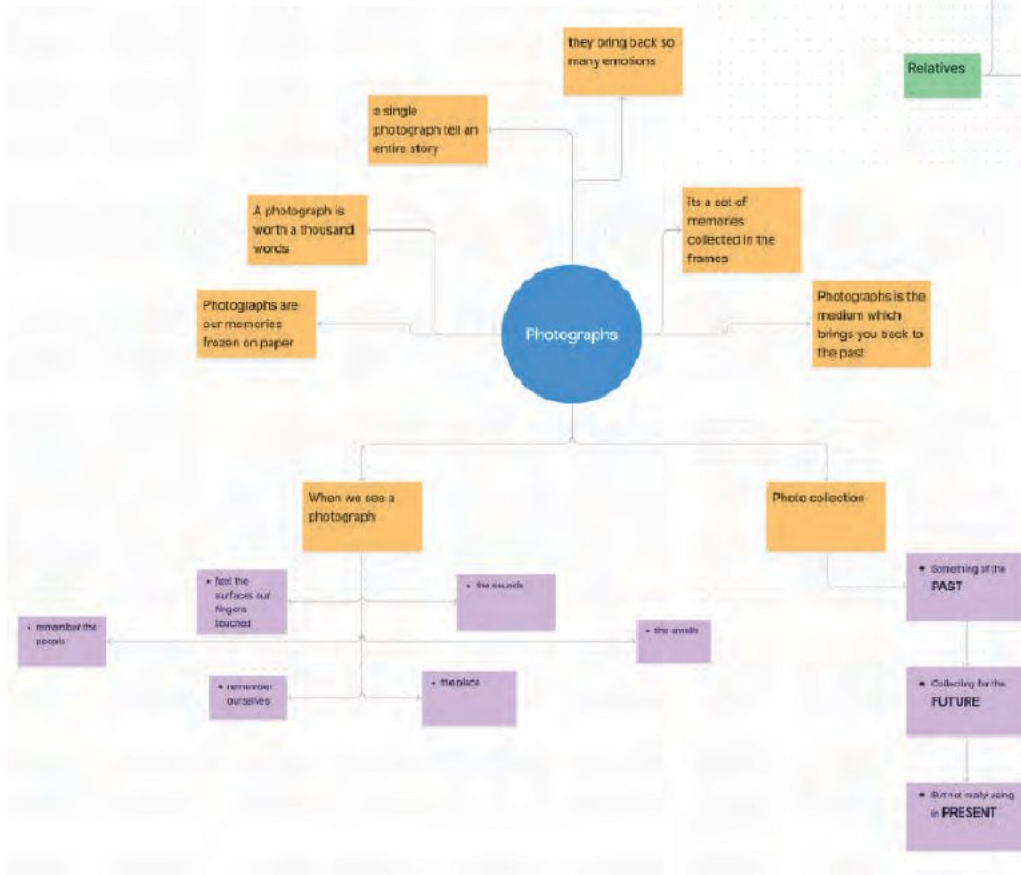
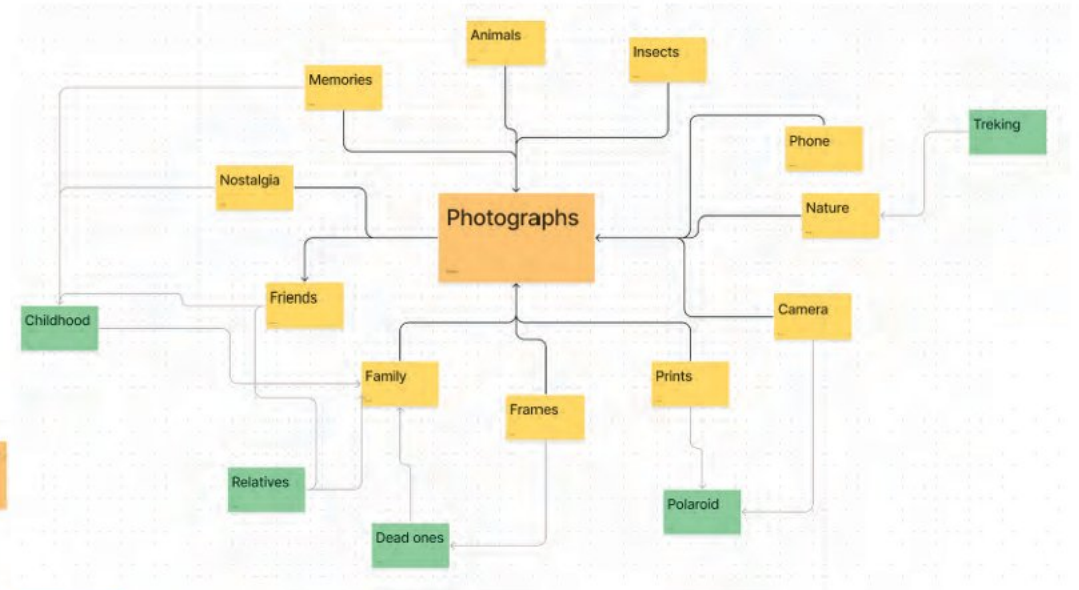
Primary research consists of my personal experiences. I'd take fewer photographs of me with my family. But after finding out, I got more photos, which brought back old memories I had forgotten. I experience new and different feelings like nostalgia.

Talking to other people about their photos, especially old photos, they also feel nostalgic. Also, they shared their experience with photographs, thinking about pictures like someone having a photo of an unforgettable moment in front of architecture or a place. Still, when they revisit the same site after years, they see it destroyed. They talked about blur photos, and only the person in that photo knows exactly what happened at that time.

Sometimes people accidentally discover old photographs or their family member shares their old or awkward photos unexpectedly, which they thought did not even exist. You can remember the person's voice in the pictures, even if he is a stranger or friend, and sometimes candid photos bring back more memories than posed photos. Those are some things I got from discussing with people. After that, I got some initial points for ideas, and I tried to put those points together with my old photographs.



# Research



# Research

## **Circulate the same photo -**

Four friends took a polaroid photo during their school time. After that, whenever two of them meet, one friend passes that image to another, which happens every time they meet.

## **Recalling memories of loved ones -**

A grandma finds a box of her grandchild. She got his photos and went back to memories with him. Later we got to know that he was dead.

## **Use of blur photo -**

Only the person in that photo knows precisely what happened.

## **Love story -**

A boy takes photos of his crush's shadow, not to show his emotion to her.

## **Finding a photo after ages -**

People thought they had lost the photo or forgotten about it but accidentally found it.

## **Finding a photo from others -**

Someone feels that they don't have that photo, but they found that old photo or relatives gave it

## **A photo of unforgettable moment in front of an architecture or place -**

A guy revisits the same place after years, and he sees it destroyed

# Concept

## 1. Mother (Single Memory)

When I was a kid, I accidentally burnt my finger while making tea for my mother, and she saw that. She got scared and came rushing towards me. I was hoping she would pamper me, but she gave me two slaps saying, “jastiche kaam kashal karto”. I angrily shouted at her and went to my friend’s home. I didn’t talk to her for that whole day. In the evening, I felt bad and came back home. My mother was sitting on the sofa, watching T.V. I ran towards her, jumped on the couch, and hugged her tightly. My sister was working there. She took her phone out and clicked our photo.



# Concept

## 2. Siblings (Shared Birthday)

My two sisters' birthdays are on the same date, and my birthday is six days later. All of us were part of this joint family with a small house. When we were kids, my family celebrated birthdays for all three of us on the same day with one cake. So my younger sister wanted her birthday and birthday cake. She wanted everyone's attention on her birthday.

After discussing with my guide and getting feedback from the stage presentation, I finalize stories about siblings.



# Story

## Story 01

- A photo falls from a guy's hand
  - He picks it up and looks at that photo
  - It is a torn photo
  - He remembers what is this photo about
  - That photo is nostalgic
  - The other part of the photo starts appearing
  - It is his photo with his twin brother
  - He goes into memory
  - They are playing together
  - Doing mischievous stuff together
  - Playing, and spending time together
  - Later in future, they got into a fight
  - That photo got torn apart in that fight
  - They don't talk to each other after that fight
  - Comes to present reality
- He gets emotional
  - His mobile gets a notification
  - He has that photo in one hand and  
mobile in other hands
  - He is getting notifications of his birthday
  - Try to call his brother
  - He hesitates to call him
  - He calls him
- The end

# Story

## Story 02

A 21-year-old guy in a lousy mood enters the hostel room, and his phone is ringing continuously. The phone is in his right hand, along with his wallet. He threw both his phone and wallet on the bed, and one photo came out of the wallet. He noticed that and picked it up. It was his old photo with his sister. He was annoying his elder sister in this photo. He started remembering those old days with his sister.

He started imagining good times with his sister.

- From the photo he has, he was pulling his sister's hair and started annoying her.
- He mistakenly slapped his sister. She was angry and was not talking to him.
- He started to poke her, disturbing her for her attention.

- She saved him from things like angry parents, teachers, etc.

- College is about to start, so he has to pack his stuff. He is pretty anxious to go to the hostel after a long time.

Sister knows he is anxious, so she wants to help him with his packing and other stuff. He is sad to leave his family and home behind. But overwhelmed, his emotion comes out as frustration, and he shouts at his sister. Then he went to the hostel by train.

He came back to reality. He gets emotional. He has that photo in his one hand. He checks his phone, and notices his sister's many missed calls. He calls her, and she picks up the call and says, "pohochla ka re murkha".

# Story

## Story 02.1

A 21-year-old guy named Tanmay comes to the hostel. He opens his room lock while talking to his father.

Father : Pohochla ka re?

Tanmay : Ho baba, nucktach.

Father : Haan thamb tai sobat bol

Tanmay : Nako, asudya

And he cuts the call and enters the room. His phone is still ringing, he sees the phone, but he misses the call, his phone ringing continuously. The phone is in his right hand, along with his wallet. He threw both his phone and wallet on the bed, and one photo came out of the wallet. He noticed that and picked it up. It was his old photo with his sister. He was annoying his elder sister in this photo. He started remembering those old days with his sister.

He started imagining good times with his sister.

- From the photo he has, he was pulling his sister's hair and started annoying her.

- He mistakenly dropped his sister's phone. She got angry and was not talking to him. He tried to make up with her by poking her, disturbing her for her attention.

- She saved him from different situations, like angry parents, angry teachers, etc.

- College is about to start, so he has to pack his stuff. He is pretty anxious to go to the hostel after a long time.

Sister knows he is nervous, so she wants to help him with packing and other stuff. Sister accidentally breaks something precious while allowing him to pack, and he gets furious. He is sad to leave his family and home behind.

But overwhelmed, his emotion comes out as frustration, and he shouts at his sister. Then he went to the hostel by train.

# Story

He came back to reality. He gets emotional. He has that photo in his one hand. He checks his phone, notice his sister's many missed calls. He calls her, she pick the call and says "pohochla kay re baitada".

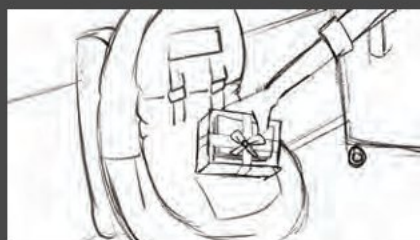

# Story

## Story 03 (Final Story)

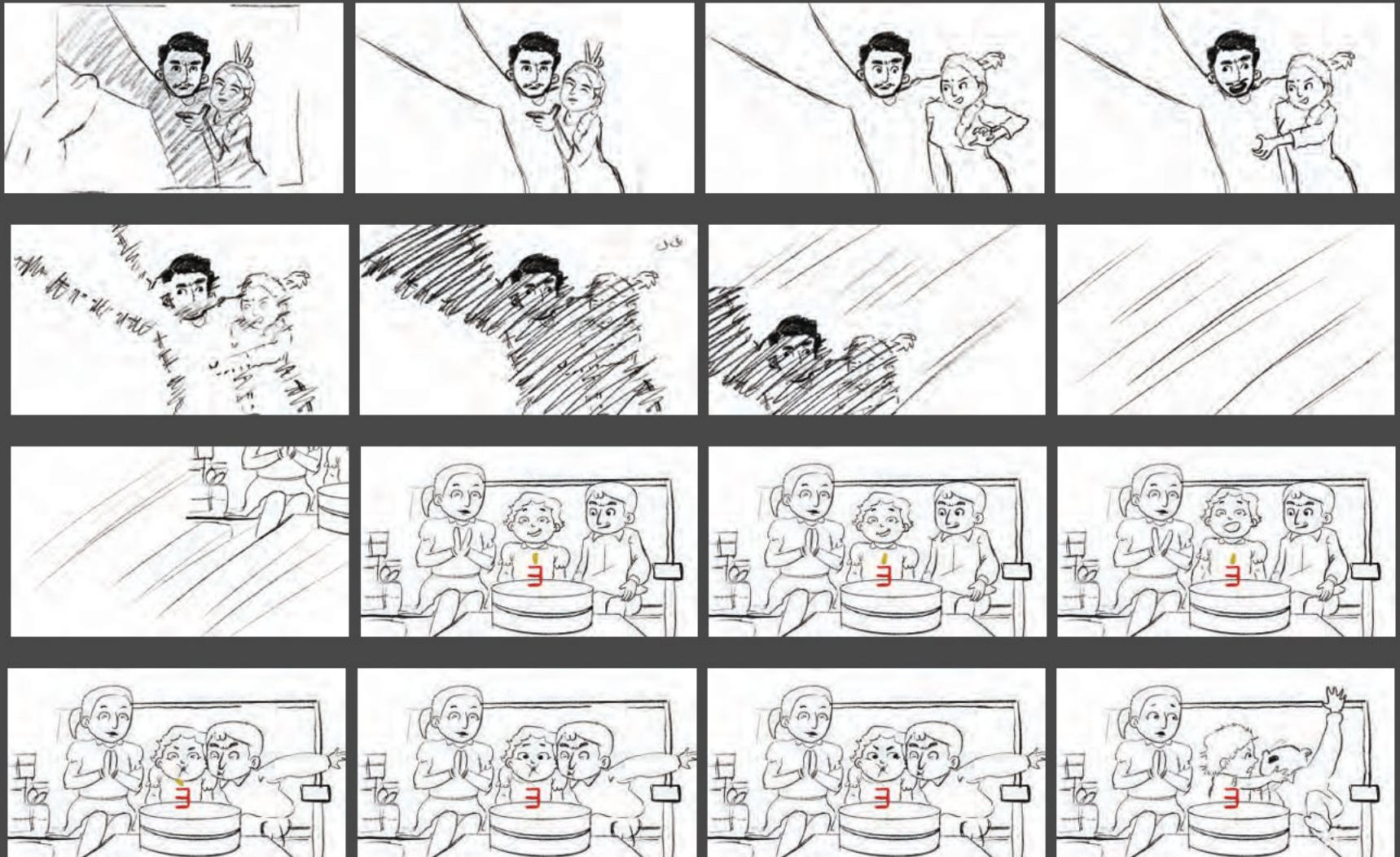
- A 19-year-old boy Tanmay comes to the hostel for the first time.
- He was sad sitting on the chair.
- His phone rings
- He picked up the call. It was his sister's call
- While talking, she notices that he is sad
- She asks him to check the bag (Surprise)
- He checked the bag, and he got a box
- He finds some old photos in that box
- Check out the first photo, the blur one
- Ask his sister about that photo
- She tickles him while taking a selfie, and she replied
- They talk about other photos, like collage of their family photo
- A hill station photo and last Raksha bandhans photo
- He tells her that he is putting those photos on the wall

- Sister is in a hurry so she asks him to send pictures of his college and hostel
- He replied yes and ended the call
- He is happy now by talking with his sister and remembering their old memories
- Now, he takes the camera from that gift box and takes a photo.
- The End

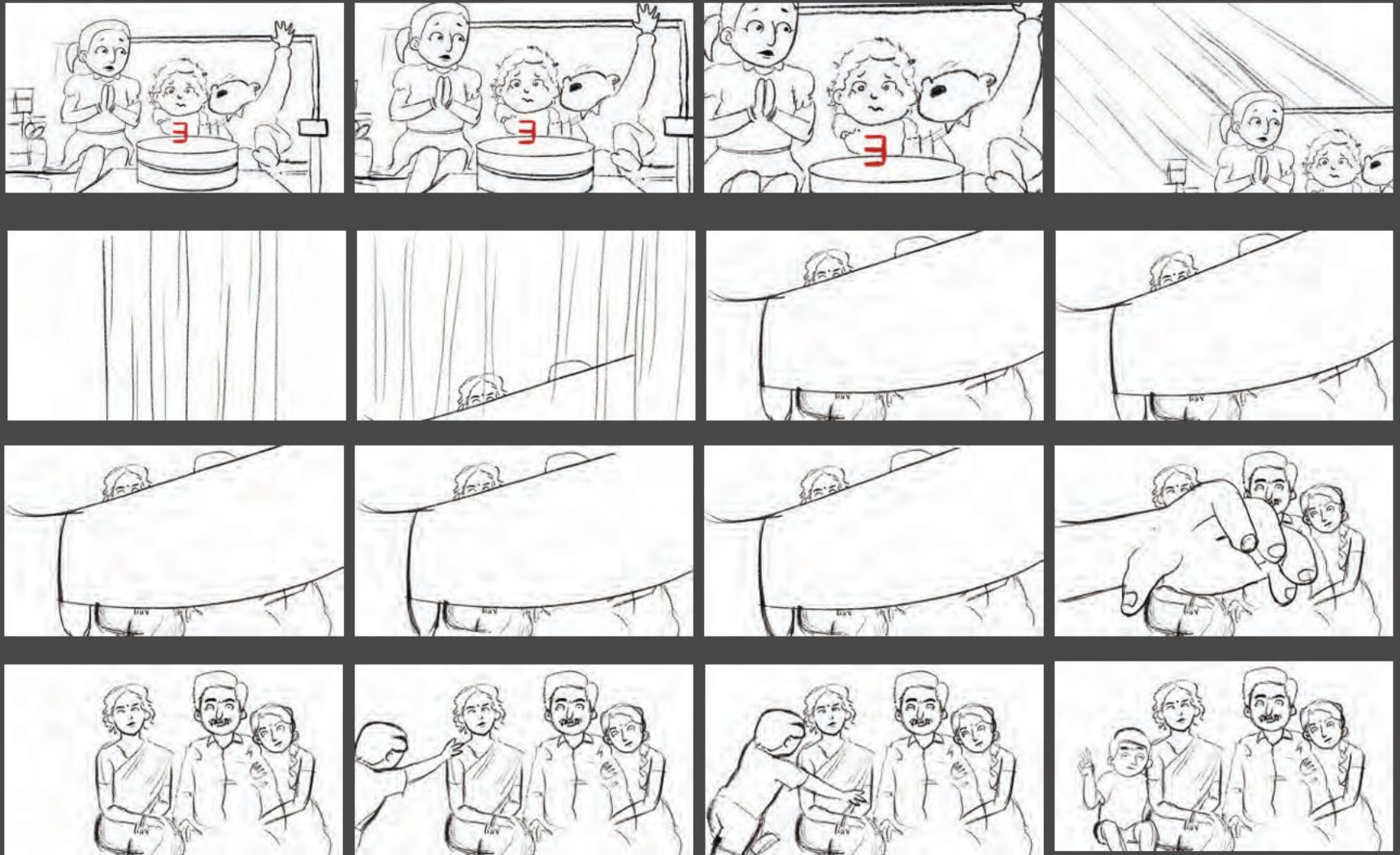
# Story board



# Story board




# Story board



# Story board



# Story board



# Story board



The End




# Mood board



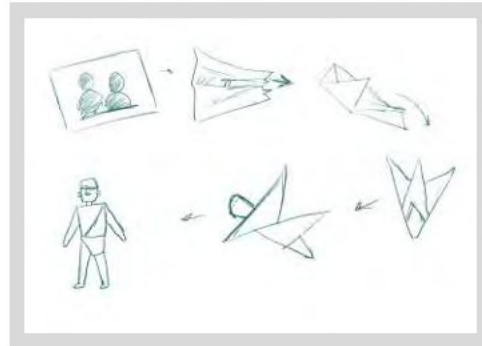

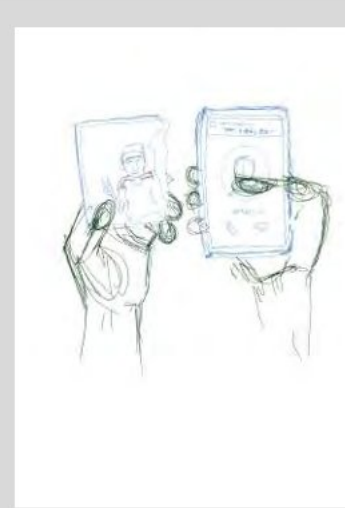
# Mood board



# Concept Sketches




# Concept Sketches




# Concept Sketches




# Concept Sketches



# Concept Sketches




# Concept Sketches




# Character Design

Tanmay



# Character Design


Divya (Didi)



# Character Design

## Family

- Tanmay
- Divya didi
- Aai
- Baba



# Backgrounds



# Stills



# Workflow

I started by making a production timeline for my project to keep a record of every process. As soon as I had the initial story, I made a storyboard and turned it into an animatic with scratch sound. I kept updating the animatic after getting feedback from my guide and other professors. After the story gets final, I break down all the shots.

Since I used to work with Procreate and Adobe Photoshop, my workflow involves switching between two different devices. I started doing character design, backgrounds, and concept art on procreate because it is so handy and easier to work on the iPad. For rough animation, clean-up, and coloring, I switched to my PC for adobe photoshop. Some of my shots have a Parallax effect, which uses Adobe After Effects. For video making and editing, I work on Adobe Premier Pro.

# Challenges and Learnings

This is my first animated short film. There is a massive difference between watching a film and making your film. Everyone has an experience of being an audience but making your film is a different and challenging experience like when you go through the process from start to end, you see your film is getting its shape. But there are also some problematic parts in the process. The most challenging part of my film was coming up with different ideas. Photograph topics are pretty extensive to work on; sometimes, getting small other ideas is easy, but putting them into a proper narrative is different. I had to make many different small stories, try to merge them, and check whether it is working. I tried it several times, going back and forth in the process. I have created many animatics since the story and script always had some iterations. The method of writing a script and story is new to me, and I need to improve at it. I start thinking of a story but end up overthinking and getting blocked with ideas.

Understanding this, I found a solution to make a story that might need improvement for a project. Still, with time and consistent feedback from my guide and other faculties, I will learn how to make the same story exciting and visually appealing for the film. I've also realized that making a film based on only one perspective is not enough. I was talking with professors and my friends, thinking about the mass and what the majority thinks is right.

# Conclusion

As I mentioned earlier, everyone has an experience of being an audience but making your own film is a really different and challenging experience. I enjoyed the process of making this film. It has given me a new found respect for every role in an animation studio. There have been ups and downs in this journey but i aim to apply what I've learnt in my projects ahead.