

Design Course

Sand Art and Animation

Practice of sand in Art field

by

Manisha Swarnkar and Prof. Phani Tetali

IDC, IIT Bombay

Source:

<https://www.dsource.in/course/sand-art-and-animation>



1. Introduction
2. Sand Art and Animation
3. History
4. Materials and Set-Up
5. Process
6. Video
7. References
8. Contact Details

Design Course

Sand Art and Animation

Practice of sand in Art field

by

Manisha Swarnkar and Prof. Phani Tetali

IDC, IIT Bombay

Source:

<https://www.dsource.in/course/sand-art-and-animation/introduction>

Introduction

From ages long sand has formed an integral part of all structures around us, be it natural or created. Both nature and mankind have used sand solely or mixed with other elements to create structures or forms based on purpose or utility.

Using sand as a medium for creating artworks is another additional dimension to it. Sand art is very broad aspect which includes various art forms:

1. Sand sculpting (creating a 3D sculpture from beach sand)



[Image source]

1. Introduction
2. Sand Art and Animation
3. History
4. Materials and Set-Up
5. Process
6. Video
7. References
8. Contact Details

Design Course

Sand Art and Animation

Practice of sand in Art field

by

Manisha Swarnkar and Prof. Phani Tetali

IDC, IIT Bombay

Source:

<https://www.dsource.in/course/sand-art-and-animation/introduction>

2. Sand painting inside glass bottle – (Pouring colourful sand inside the bottle and creating painting/pattern by arranging it)



[Image source]

1. Introduction

2. Sand Art and Animation

3. History

4. Materials and Set-Up

5. Process

6. Video

7. References

8. Contact Details

Design Course

Sand Art and Animation

Practice of sand in Art field

by

Manisha Swarnkar and Prof. Phani Tetali

IDC, IIT Bombay

Source:

<https://www.dsource.in/course/sand-art-and-animation/introduction>

3. Sand tapestry – (weaving and sculpting with layers of colourful sand)




Image source – Screenshot from - <https://www.youtube.com/watch?v=Y-k3p7wAaRc>

4. Sand animation – (Series of paintings over a light box)



These art forms are well recognized and have been practiced by many artists in and around the globe. One can choose his/her genre of interest in one or many of these exciting art forms. Here we will be exploring mainly about Sand art and animation.

1. Introduction

2. Sand Art and Animation

3. History

4. Materials and Set-Up

5. Process

6. Video

7. References

8. Contact Details

Design Course

Sand Art and Animation

Practice of sand in Art field

by

Manisha Swarnkar and Prof. Phani Tetali

IDC, IIT Bombay

Source:

<https://www.dsource.in/course/sand-art-and-animation/sand-art-and-animation>

Sand Art and Animation

It's the most fascinating art form where the artist gets a chance to play with sand and negative space. As the name suggests one can create a short film or capture frames at time intervals to get a stop motion or do a video while performing live.

The main underlying idea is the use of negative space to create breath-taking visuals that communicate on their own. This art form is very intriguing in nature. The artist uses hands and gestural movements to manipulate the sand on a light table. Each frame is carefully woven by the artist that forms a part of the storytelling process.

After every scene the drawing is transformed or erased to leave space for the next frame or visual and does not exist anymore, neither can be recreated as it was.

The very volatile nature of this art form makes it special and interesting to watch. This art form justifies the fluid or free nature of sand. With artists using their hands or equipment to blend sand on a light table, thereby giving it a stationary 2D form.

As time has passed the way sand animation is presented has also changed. People often have an option to accompany the art with music or narration. Songs of different genres or nature can be chosen by the artist to give an emotional touch to the art form, let it be live or recorded.

The continuity of frames or images is as important as each individual frame of the storytelling. Absurd or random frames might look artistic but the audiences might not be able to grasp the intent of it. So, artists need to be very careful about it and have to maintain a very subtle balance while performing.

A good performance or animation is one where the frames connect together strongly with the narration or music upholding the emotional vibe. And the message comes screaming out loud to the audience. Every artist has their own personality that gets reflected in their way of art representation.

These art forms are well recognized and have been practiced by many artists in and around the globe. One can choose his/her genre of interest in one or many of these exciting art forms. Here we will be exploring mainly about Sand art and animation.

1. Introduction

2. Sand Art and Animation

3. History

4. Materials and Set-Up

5. Process

6. Video

7. References

8. Contact Details

Design Course

Sand Art and Animation

Practice of sand in Art field

by

Manisha Swarnkar and Prof. Phani Tetali

IDC, IIT Bombay

Source:

<https://www.dsource.in/course/sand-art-and-animation/sand-art-and-animation>



1. Introduction
2. Sand Art and Animation
3. History
4. Materials and Set-Up
5. Process
6. Video
7. References
8. Contact Details

Design Course

Sand Art and Animation

Practice of sand in Art field

by

Manisha Swarnkar and Prof. Phani Tetali
IDC, IIT Bombay

Source:

<https://www.dsource.in/course/sand-art-and-animation/history>

History

This 2D art has been in light since a decade. The number of sand artists however is increasing significantly across the world. Each of the artists has their own unique style.

Few popular Sand Animators and Artists

Caroline leaf :-

Who is popularly known for introducing this medium in Animation field through her incredible works? She is one of the major artists who excels in Sand Animation as well as in animating through Paint on Glass. The contributions in these mediums include films like. The Owl Who Married a Goose (1975) Sand Animation, The Street (1976) Paint on Glass, and Black Soul (2000) Paint on Glass.

Works - <https://www.youtube.com/watch?v=fusYZ7eIhps>
<https://www.youtube.com/watch?v=GHvy-J1BFu8>

1. Introduction
2. Sand Art and Animation
3. History
4. Materials and Set-Up
5. Process
6. Video
7. References
8. Contact Details



Design Course

Sand Art and Animation

Practice of sand in Art field

by

Manisha Swarnkar and Prof. Phani Tetali

IDC, IIT Bombay

Source:

<https://www.dsource.in/course/sand-art-and-animation/history>

1. Introduction
2. Sand Art and Animation
3. History
4. Materials and Set-Up
5. Process
6. Video
7. References
8. Contact Details

Kseniya Simonova –:

Also known as Sand Lady after she was declared as a winner of Ukraine Got Talent in 2009. The popularity of Sand art increased worldwide after her amazing performance. Later many artists started emerging in this field.

Works - <https://www.youtube.com/watch?v=WOWUo8AQdIA>
<https://www.youtube.com/watch?v=518XP8prwZo>




Kseniya Simonova

Ilana Yahav –:

An Israeli sand artist who is known for expressing emotions through her art. Her skills in conveying the story through her neat and simplistic visuals are enchanting. The choice of music accompanied by the act makes her performance unique.

Works - <https://www.youtube.com/watch?v=dEgSoTCgvgA>
<https://www.youtube.com/watch?v=WWepVUYn54s>



Ilana Yahav

Design Course

Sand Art and Animation

Practice of sand in Art field

by

Manisha Swarnkar and Prof. Phani Tetali
IDC, IIT Bombay

Source:

<https://www.dsource.in/course/sand-art-and-animation/history>

Cesarlinga -:

An Animator from Spain, who is mainly a Stop Motion Animator. He started as a 2D animator in 1994. Apart from working on many cartoon TV series and Films he has worked with Tim Burton, Laika Inc, and Joanna Quinn.

Works - <http://vimeo.com/87951360>
<http://vimeo.com/3214560>



David Myriam -:

Is a French Sand Drawing Artist who discovered sand drawing in 1998. He was mainly into making Animation films, then he started doing Live sand art performances.

Works - <https://www.youtube.com/watch?v=Qoe4xwjpZBo>
http://tramage.com/Sand-Art-films-on-request.html?debut_articles=%40277



David Myriam

1. Introduction
2. Sand Art and Animation
3. History
4. Materials and Set-Up
5. Process
6. Video
7. References
8. Contact Details

Design Course

Sand Art and Animation

Practice of sand in Art field

by

Manisha Swarnkar and Prof. Phani Tetali
IDC, IIT Bombay

Source:

<https://www.dsource.in/course/sand-art-and-animation/history>

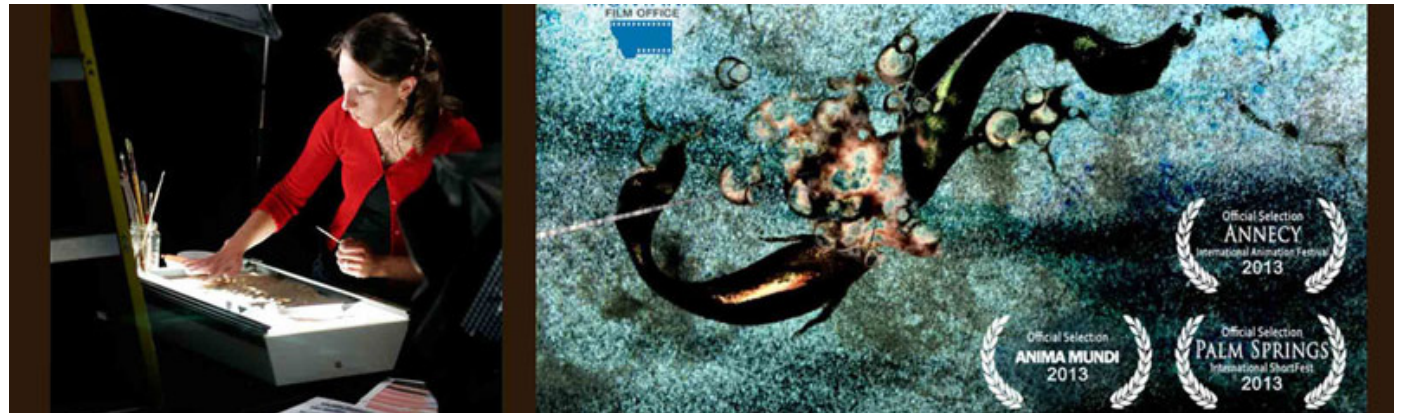
1. Introduction
2. Sand Art and Animation
3. History
4. Materials and Set-Up
5. Process
6. Video
7. References
8. Contact Details

Corrie Francis Park –:

A classically trained animator and photographer based in Montana whose work lies between traditional and experimental. She has bagged many awards for her films including Anney.

Works - A Tangled Tale - <https://vimeo.com/78802560>

Making of A Tangled Tale - <https://vimeo.com/58060182>



Isabel Herguera –:

An Animator from California Institute of Arts, Los Angeles. who keeps switching between teaching and filmmaking. She keeps taking workshops at National Institute of Design, Ahemdabad, India and is a visiting professor at China Central Academy of Fine Arts in Beijing.

Works - <http://vimeo.com/1142479>

<https://www.youtube.com/watch?v=rQMnp5ejrU>



Design Course

Sand Art and Animation

Practice of sand in Art field

by

Manisha Swarnkar and Prof. Phani Tetali


IDC, IIT Bombay

Source:

<https://www.dsource.in/course/sand-art-and-animation/materials-and-set>

Materials and Set-Up

a) Beach sand - For the basic practice, one needs to collect some sand from any beach and refine it. It is always convenient to use fine sand as it doesn't spread unwillingly while practicing sand art. However for Sand animation, one can use sand of different granular sizes for adding textures to Visuals.



b) Colour sand – These are used mainly with white background light, as the true colours of these appear in white light. Mainly used while animating.



1. Introduction
2. Sand Art and Animation
3. History
4. Materials and Set-Up
5. Process
6. Video
7. References
8. Contact Details

Design Course

Sand Art and Animation

Practice of sand in Art field

by


Manisha Swarnkar and Prof. Phani Tetali

IDC, IIT Bombay

Source:

<https://www.dsource.in/course/sand-art-and-animation/materials-and-set>

2) A box, whether it be a cardboard box, a wooden box or made of fibre. One can use any of these which is opened from one side and able to hold the weight of Glass over it. It depends on the practitioner how big or small the set-up he/she needs.



3) Glass can be a thickness of 5mm or more. A plane transparent glass can be taken and butter papers can be stuck to one side to diffuse the light coming from inside the box or a white (semi-transparent) Acrylic sheet can be used.

4) Lights – Tube lights, LED lights or any bright light source can be used. One just needs to make sure that it doesn't get heated up.



1. Introduction

2. Sand Art and Animation

3. History

4. Materials and Set-Up

5. Process

6. Video

7. References

8. Contact Details

Design Course

Sand Art and Animation

Practice of sand in Art field

by

Manisha Swarnkar and Prof. Phani Tetali

IDC, IIT Bombay

Source:

<https://www.dsource.in/course/sand-art-and-animation/materials-and-set>

5) Projector-screen and an overhead camera



1. Introduction
2. Sand Art and Animation
3. History
4. Materials and Set-Up
5. Process
6. Video
7. References
8. Contact Details

Design Course

Sand Art and Animation

Practice of sand in Art field

by

Manisha Swarnkar and Prof. Phani Tetali

IDC, IIT Bombay

Source:

<https://www.dsource.in/course/sand-art-and-animation/process>

Process

Everything starts with the inception of an idea, a thought or a theme. After initial ideation, the artist can hunt around for ideas or information that will help to build the body of the story to be presented.

The artist needs to think about how many visuals can be covered in the estimated time. The more detailed the visuals are the more time it consumes, so an effective plot is one which is simplistic yet beautiful and has powerful visuals. A proper beginning and an end are decided so that the story can be effectively told.

Since it's a visual art so storyboard visuals are framed in such a way that the story can be understood mostly by seeing the visuals one after another rather than depending much on sound. Being a continuous act it is ephemeral in nature, so the artist needs to plan the visual in such a way that within a few strokes on hand one visual gets changed to another and soon maintains the beauty, thereby Progressing in the story.



Frames for live sand art performance

1. Introduction
2. Sand Art and Animation
3. History
4. Materials and Set-Up
5. Process
6. Video
7. References
8. Contact Details

Design Course

Sand Art and Animation

Practice of sand in Art field

by

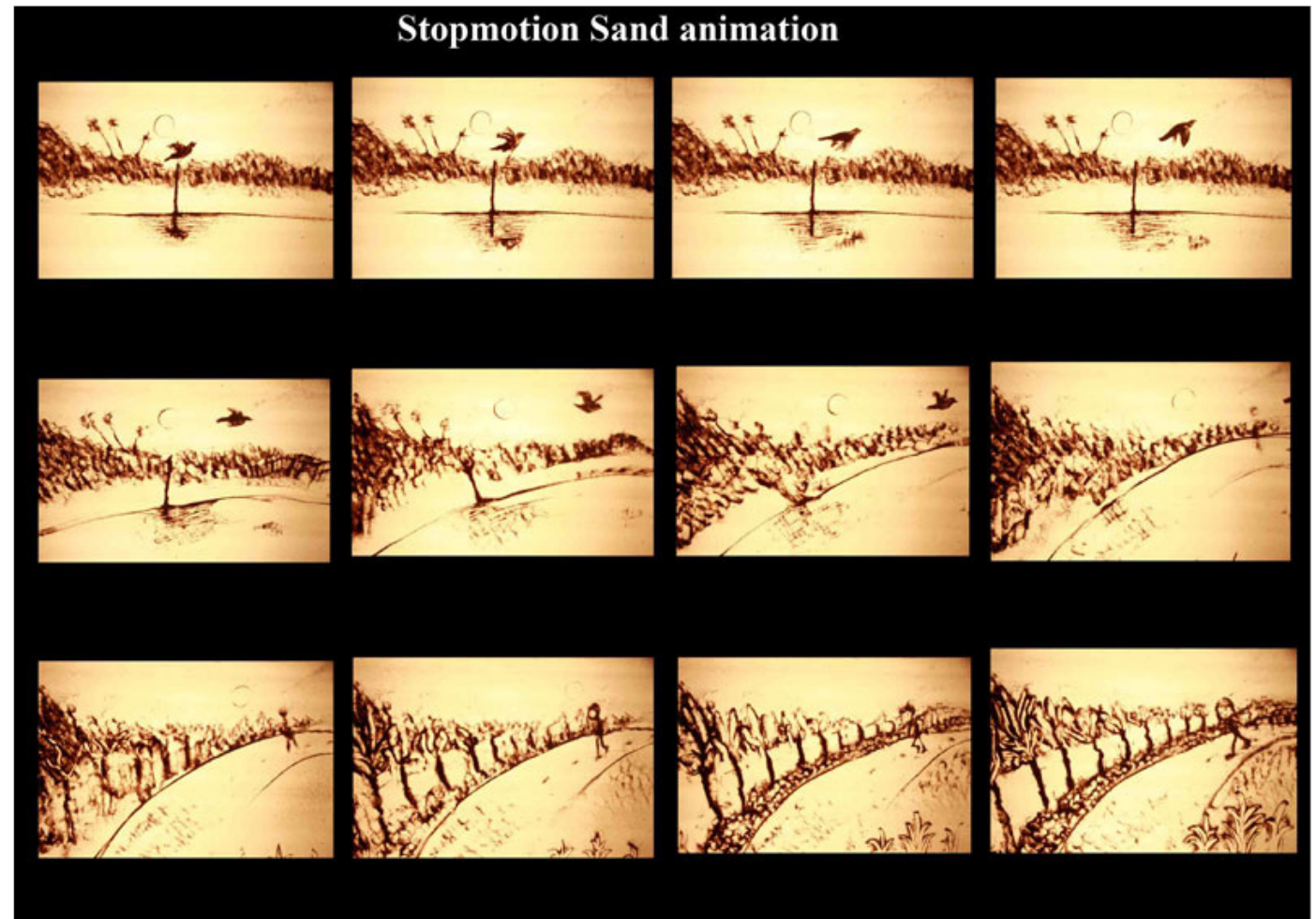
Manisha Swarnkar and Prof. Phani Tetali

IDC, IIT Bombay

Source:

<https://www.dsource.in/course/sand-art-and-animation/process>

1. Introduction
2. Sand Art and Animation
3. History
4. Materials and Set-Up
5. Process
6. Video
7. References
8. Contact Details



Frames for Animation

Design Course

Sand Art and Animation

Practice of sand in Art field

by


Manisha Swarnkar and Prof. Phani Tetali

IDC, IIT Bombay

Source:

<https://www.dsource.in/course/sand-art-and-animation/process>

1. Introduction
2. Sand Art and Animation
3. History
4. Materials and Set-Up
5. Process
6. Video
7. References
8. Contact Details



Design Course

Sand Art and Animation

Practice of sand in Art field

by

Manisha Swarnkar and Prof. Phani Tetali

IDC, IIT Bombay


Source:

<https://www.dsource.in/course/sand-art-and-animation/video>

Video



Set up and Process



Technique for Sand

1. Introduction
2. Sand Art and Animation
3. History
4. Materials and Set-Up
5. Process
6. Video
7. References
8. Contact Details



Sand Art



Sand Animation

Design Course

Sand Art and Animation

Practice of sand in Art field

by

Manisha Swarnkar and Prof. Phani Tetali

IDC, IIT Bombay

Source:

<https://www.dsource.in/course/sand-art-and-animation/references>

References

Image reference

- <http://www.corriefrancis.com/images/SandDemo.jpg>
- http://i.vimeocdn.com/video/454324074_1280x720.jpg
- http://www.hobbyking.com/hobbyking/store/__9087__Extra_Length_Cardboard_Box_and_Packing_379g.html
- <http://www.cutlaser.com/laser-cutting-materials-laser-engraving-materials/plain-glass>
- <http://www.ortapinc.com/blog/?p=1978>
- <http://startstudioarts.si.edu/2010/08/tips-and-techniques-salt-and-paper.html>
- <http://sandanimation.wordpress.com/>
- <http://blog.animationstudies.org/?p=645>
- <http://www.thenational.ae/arts-culture/art/the-uaes-sand-animation-masters#ixzz3G1CYKLoX>
- <http://tramage.com/About-sand-drawing.html>

Links of works of various animators and artists

- <https://vimeo.com/album/2342737/video/11431155>
- <http://vimeo.com/3214560>
- <https://vimeo.com/album/2342737/video/79541061>
- <http://vimeo.com/92888254>
- <http://vimeo.com/87951360>
- <https://www.youtube.com/watch?v=PMg6yMwhKtO>
- <https://www.youtube.com/watch?v=RUnlIOQgnuE>
- <https://vimeo.com/album/2342737/video/21343654>
- <https://vimeo.com/album/2342737/video/79541061>
- <https://vimeo.com/album/2342737/video/21346610>
- <https://vimeo.com/album/2342737/video/21346610>
- <https://vimeo.com/channels/powderanimation/7185277>
- <https://vimeo.com/channels/powderanimation/3214238>
- <https://vimeo.com/channels/powderanimation/2356726>
- https://www.youtube.com/watch?v=i_FMm_3ENJA&feature=youtu.be
- https://www.youtube.com/watch?v=bp_2jbnw2WY&feature=youtu.be
- <https://www.youtube.com/watch?v=pMNpgTO0l2A>
- <https://www.youtube.com/watch?v=s6qHtVyz8eU>
- <https://www.youtube.com/watch?v=rou-C8fEhKI&list=UUiFgl6jIH3gw8mTDOSC588A&index=3>
- <https://vimeo.com/album/2342737/video/25711626>
- <https://vimeo.com/22988340>

1. Introduction

2. Sand Art and Animation

3. History

4. Materials and Set-Up

5. Process

6. Video

7. References

8. Contact Details

Design Course

Sand Art and Animation

Practice of sand in Art field

by

Manisha Swarnkar and Prof. Phani Tetali

IDC, IIT Bombay

Source:

<https://www.dsource.in/course/sand-art-and-animation/references>

- <https://vimeo.com/96810071>
- <https://vimeo.com/album/2811447/video/83456944>
- <https://vimeo.com/album/2811447/video/64114725>
- <https://vimeo.com/102199515>
- <https://vimeo.com/43243552>
- <https://vimeo.com/77143723>
- <https://vimeo.com/7456274>
- <https://vimeo.com/7456544>
- <https://vimeo.com/29268095>
- <https://vimeo.com/29301585>
- <https://vimeo.com/29296714>
- <https://vimeo.com/100147040>
- <http://vimeo.com/17341220>
- <https://vimeo.com/94908832>
- <https://vimeo.com/album/2811447/video/23354774>
- <https://vimeo.com/album/2811447/video/37033302>
- <https://vimeo.com/album/2811447/video/24504878>
- <https://vimeo.com/album/2811447/video/28940509>
- <https://vimeo.com/album/2811447/video/68577339>
- <https://vimeo.com/groups/108003/videos/100147040>
- <https://www.youtube.com/watch?v=nDnvZ9Lm0Bc>
- <https://www.youtube.com/watch?v=DIwjFZ-g9Hc>

Sand Stop motion 3D :-

- <https://vimeo.com/101783217>
- <https://www.youtube.com/watch?v=q9iOX4ytH30>

App :-

- <http://www.csie.ntu.edu.tw/~fuh/personal/UncleSandASandDrawingApplicationiniPad.pdf>

1. Introduction

2. Sand Art and Animation

3. History

4. Materials and Set-Up

5. Process

6. Video

7. References

8. Contact Details

Design Course

Sand Art and Animation

Practice of sand in Art field

by

Manisha Swarnkar and Prof. Phani Tetali

IDC, IIT Bombay

Source:

<https://www.dsource.in/course/sand-art-and-animation/contact-details>

Contact Details

This documentation was done by Manisha Swarnkar and Professor Phani Tetali IDC, IIT Bombay.

You can get in touch with her at [manisha.swarnkar\[at\]gmail.com](mailto:manisha.swarnkar[at]gmail.com)

You can write to the following address regarding suggestions and clarifications:

Helpdesk Details:

Co-ordinator

Project e-kalpa

Industrial Design Centre

IIT Bombay

Powai

Mumbai 400076

India

Phone: 091-22-2159 6805/ 091-22-2576 7802

Email: [dsource.in\[at\]gmail.com](mailto:dsource.in[at]gmail.com)

1. Introduction
2. Sand Art and Animation
3. History
4. Materials and Set-Up
5. Process
6. Video
7. References
8. Contact Details