

Design Resource

Art Clay Jewelry - Dum Dum, Kolkata

Handmade Ornaments

by

Prof. Bibhudutta Baral and Srikanth B.
NID, Bengaluru

Source:

<https://dsource.in/resource/art-clay-jewelry-dum-dum-kolkata>



1. Introduction
2. Tools and Raw Materials
3. Making Process
4. Products
5. Video
6. Contact Details

Design Resource

Art Clay Jewelry - Dum Dum, Kolkata

Handmade Ornaments

by

Prof. Bibhudutta Baral and Srikanth B.
NID, Bengaluru

Source:

<https://dsource.in/resource/art-clay-jewelry-dum-dum-kolkata/introduction>

Introduction

In India, jewelry enjoys a special place in every women's heart, and thus varieties of this craft took shape with time, keeping the traditional style intact. The jewelry that adds glamour to every occasion is innovated with natural materials like terracotta, ceramic, limestone beads, jute, wood, bamboo, etc. Nowadays, epoxy compounds like M seal and polyamide hardeners are also used to make beautiful pieces. The main advantage of epoxy compounds is that they harden easily and don't require heat drying, hence time efficient. Clay jewelry has always been favorite among the population with fashion sense, as they are good substitutes against precious metals and beads. With modern modifications and improved designs, designers are now switching to antique styles with vivid colors using the latest raw materials, making the jewelry go well with ethnic as well as western attires. This variety of jewelry sets are often inspired by nature, mythology, ancient motifs, and geometrical patterns, hand-painted with earthy hues. Though the making process of clay jewelry is labor-intensive, it is completely molded with hands and painted with dramatic colors. This exotic form of ornamentation is taken up by Ms. Debanti Sen, a Kolkata-based crafts person cum blogger who has been working in the field for eight years. She and her husband run a venture named "My Decor8 Craft" where high fashioned earthy handmade pieces of jewelry are created and sold. Her collections include pendants, earrings, necklaces, key chains, etc.



Mrs. Debanti Sen, an artisan with four years of experience in clay jewelry.

1. Introduction
2. Tools and Raw Materials
3. Making Process
4. Products
5. Video
6. Contact Details

Design Resource

Art Clay Jewelry - Dum Dum, Kolkata

Handmade Ornaments

by
Prof. Bibhudutta Baral and Srikanth B.
NID, Bengaluru

Source:

<https://dsource.in/resource/art-clay-jewelry-dum-dum-kolkata/introduction>

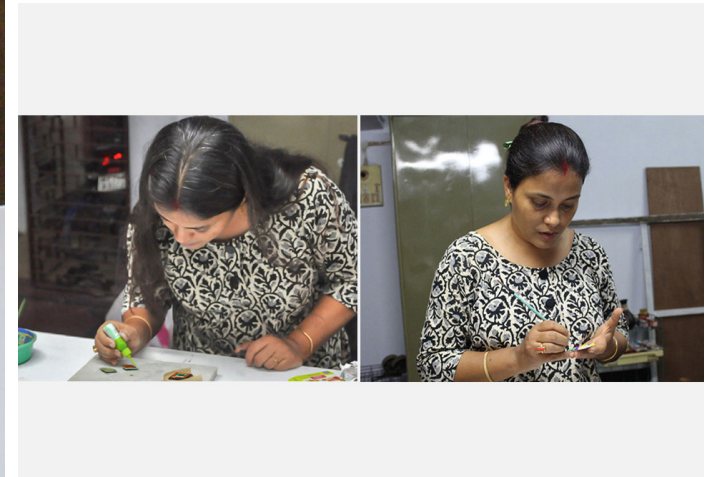
1. Introduction
2. Tools and Raw Materials
3. Making Process
4. Products
5. Video
6. Contact Details



A female artisan working on clay.



Clay formed out of a mixture of M-seal and powder



Artisan involved in the painting process.

Design Resource

Art Clay Jewelry - Dum Dum, Kolkata

Handmade Ornaments

by

Prof. Bibhudutta Baral and Srikanth B.
NID, Bengaluru

Source:

<https://dsource.in/resource/art-clay-jewelry-dum-dum-kolkata/tools-and-raw-materials>

Tools and Raw Materials

The following are the tools and raw materials used for Art Clay Jewelry:

- **Epoxy Compound (white M-seal):** It is used to sculpt different shapes of jewelry that dries to harden.
- **Knife:** It is used for cutting out extra parts of clay to give the intended shape to the motifs.
- **Wire Cutter:** It is used to cut wires.
- **Acrylic Paint:** It is used to paint the clay molds.
- **3D Acrylic Paint:** It is a type of paint used for 3D decorations.
- **Carved Wooden Block:** It is used to give an impression on the clay.
- **Rolling Pin:** It is used to make the jewelry sides even and the clay dough flat.
- **Paint Brush:** It is used for coloring the designs given over the jewelry.
- **Cotton Threads:** It is used to make a thin rope needed for the pendant.
- **Bamboo Board:** It is used for decoration purposes.
- **Wire and Hooks:** These are used to attach and hold the jewelry



A piece of the blade is used to cut and shape the clay as per requirement.

Design Resource

Art Clay Jewelry - Dum Dum, Kolkata

Handmade Ornaments

by

Prof. Bibhudutta Baral and Srikanth B.
NID, Bengaluru

Source:

<https://dsource.in/resource/art-clay-jewelry-dum-dum-kolkata/tools-and-raw-materials>

1. Introduction
2. Tools and Raw Materials
3. Making Process
4. Products
5. Video
6. Contact Details



Different size paint brushes are used to paint the jewels. Acrylic colors are used to paint the jewelry.

Design Resource

Art Clay Jewelry - Dum Dum, Kolkata

Handmade Ornaments

by

Prof. Bibhudutta Baral and Srikanth B.
NID, Bengaluru

Source:

<https://dsource.in/resource/art-clay-jewelry-dum-dum-kolkata/tools-and-raw-materials>

1. Introduction
2. Tools and Raw Materials
3. Making Process
4. Products
5. Video
6. Contact Details



Mould used to make the design on M-seal.



M-Seal made by mixing resin base, and hardener

Design Resource

Art Clay Jewelry - Dum Dum, Kolkata

Handmade Ornaments

by

Prof. Bibhudutta Baral and Srikanth B.
NID, Bengaluru

Source:

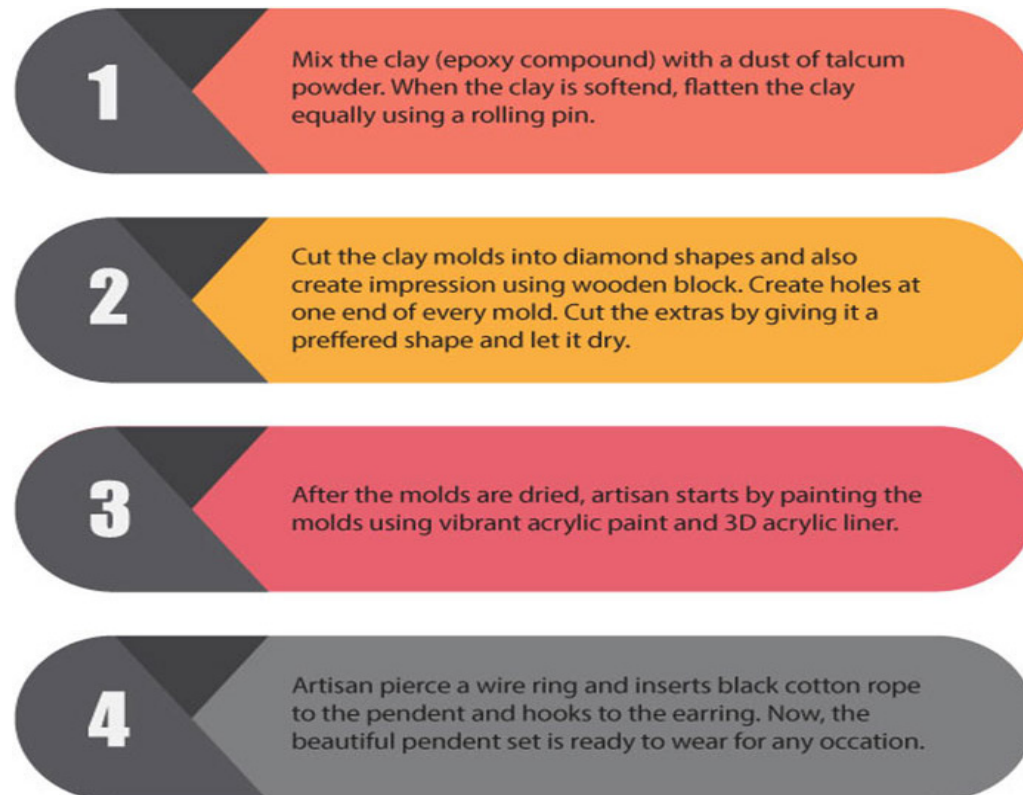
<https://dsource.in/resource/art-clay-jewelry-dum-dum-kolkata/making-process>

1. Introduction
2. Tools and Raw Materials
3. Making Process
4. Products
5. Video
6. Contact Details

Making Process

Firstly, the artisan starts with the production of the clay required for the craft. Here epoxy compound white M-seal and polyamide hardener are mixed separately with silica powder for lighter and darker shades of clay. When these materials are mixed, a chemical reaction takes place to harden the mixture. This produced clay is then dusted with talcum powder for a hard yet smooth texture. When the clay is ready, it is flattened with a rolling pin and cut into three diamond shapes with a knife. These shapes are then transferred on to the bamboo board to make a pendant. Later, a hole is pierced at one side edge to hold metal rings. This step is followed by designing clay molds with different impressions created using wooden motifs. After the clay mold dries, it is painted with dramatic 3D acrylic colors for an embossed look and unique texture. Then a jewelry wire is cut using a cutter and pierced into the jewelry hole to make a ring-like structure. The artisan then inserts a black cotton rope to make a pendant. This is how a beautiful pendant is made ready to wear and match up with any attire.

Flow Chart



Design Resource

Art Clay Jewelry - Dum Dum, Kolkata

Handmade Ornaments

by

Prof. Bibhudutta Baral and Srikanth B.
NID, Bengaluru

Source:

<https://dsource.in/resource/art-clay-jewelry-dum-dum-kolkata/making-process>

1. Introduction
2. Tools and Raw Materials
3. Making Process
4. Products
5. Video
6. Contact Details



The required quantity of Talcum powder and M-seal drawn according to the required design.



Talcum powder used while mixing clay.

Design Resource

Art Clay Jewelry - Dum Dum, Kolkata

Handmade Ornaments

by

Prof. Bibhudutta Baral and Srikanth B.
NID, Bengaluru

Source:

<https://dsource.in/resource/art-clay-jewelry-dum-dum-kolkata/making-process>

1. Introduction
2. Tools and Raw Materials
3. Making Process
4. Products
5. Video
6. Contact Details



The clay being flattened using a wooden roller.



Talcum powder is applied to the mold.



The mold pressed on the clay to form a design.

Design Resource

Art Clay Jewelry - Dum Dum, Kolkata

Handmade Ornaments

by

Prof. Bibhudutta Baral and Srikanth B.
NID, Bengaluru

Source:

<https://dsource.in/resource/art-clay-jewelry-dum-dum-kolkata/making-process>

1. Introduction
2. Tools and Raw Materials
3. Making Process
4. Products
5. Video
6. Contact Details



Excess clay being removed for the perfection of the design.



The design formed after cutting away the excess clay.

Design Resource

Art Clay Jewelry - Dum Dum, Kolkata

Handmade Ornaments

by

Prof. Bibhudutta Baral and Srikanth B.
NID, Bengaluru

Source:

<https://dsource.in/resource/art-clay-jewelry-dum-dum-kolkata/making-process>

1. Introduction
2. Tools and Raw Materials
3. Making Process
4. Products
5. Video
6. Contact Details



Base colors being given over the design.

Base colors being given over the design.

Design Resource

Art Clay Jewelry - Dum Dum, Kolkata

Handmade Ornaments


by

Prof. Bibhudutta Baral and Srikanth B.
NID, Bengaluru

Source:

<https://dsource.in/resource/art-clay-jewelry-dum-dum-kolkata/making-process>

1. Introduction
2. Tools and Raw Materials
3. Making Process
4. Products
5. Video
6. Contact Details



Thread is tied to the hook.



The design is painted with bright and attractive colors.

Design Resource

Art Clay Jewelry - Dum Dum, Kolkata

Handmade Ornaments

by

Prof. Bibhudutta Baral and Srikanth B.
NID, Bengaluru

Source:

<https://dsource.in/resource/art-clay-jewelry-dum-dum-kolkata/products>

1. Introduction
2. Tools and Raw Materials
3. Making Process
4. Products
5. Video
6. Contact Details

Products

Ms. Debanti Sen runs “My Decor8 Craft” based in Dumdum, Kolkata, where high fashioned earthy handmade jewelry is made and sold since 2013. The clay items handcrafted at the center includes pendants, earrings, necklace, etc. The usage of white M-seal makes them stand out from other clay crafts, thus coming in various shapes and motifs. Here prices of earrings range from INR 120 to 150 while pendant sets from INR 300 to 350. They also avail of an online purchase facility through social media like Facebook and Whatsapp.



Brightly colored bead necklace.

Design Resource

Art Clay Jewelry - Dum Dum, Kolkata

Handmade Ornaments

by


Prof. Bibhudutta Baral and Srikanth B.
NID, Bengaluru

Source:


<https://dsource.in/resource/art-clay-jewelry-dum-dum-kolkata/products>



Neckwear bearing a motif of a swan.



Varieties of jewelry packed for sale.



Different types of jewelry on display.



Earrings with attractive designs.

1. Introduction
2. Tools and Raw Materials
3. Making Process
4. Products
5. Video
6. Contact Details

Design Resource

Art Clay Jewelry - Dum Dum, Kolkata

Handmade Ornaments

by

Prof. Bibhudutta Baral and Srikanth B.
NID, Bengaluru

Source:

<https://dsource.in/resource/art-clay-jewelry-dum-dum-kolkata/video>

1. Introduction
2. Tools and Raw Materials
3. Making Process
4. Products
5. Video
6. Contact Details

Video



Art Clay Jewelry - Dum Dum, Kolkata

Design Resource

Art Clay Jewelry - Dum Dum, Kolkata

Handmade Ornaments

by

Prof. Bibhudutta Baral and Srikanth B.
NID, Bengaluru

Source:

<https://dsource.in/resource/art-clay-jewelry-dum-dum-kolkata/contact-details>

Contact Details

This documentation was done by Professor Bibhudutta Baral and Srikanth B. at [NID, Bengaluru](#).

You can get in touch with him at [bibhudutta\[at\]nid.edu](mailto:bibhudutta[at]nid.edu)

You could write to the following address regarding suggestions and clarifications:

Key Contacts:

Ms. Debanti Sen
Dum Dum
Kolkata
India
Mobile: 9674749933

Helpdesk Details:

Co-ordinator
Project e-kalpa
R & D Campus
National Institute of Design
#12 HMT Link Road, Off Tumkur Road
Bengaluru 560 022
India

Phone: +91 80 2357 9054
Fax: +91 80 23373086
Email: [dsource.in\[at\]gmail.com](mailto:dsource.in[at]gmail.com)

1. Introduction
2. Tools and Raw Materials
3. Making Process
4. Products
5. Video
6. Contact Details